



US00D842541S

(12) **United States Design Patent** (10) **Patent No.:** **US D842,541 S**
Brormann (45) **Date of Patent:** **** Mar. 5, 2019**

(54) **HAIRCUTTER** 1,755,791 A * 4/1930 O'Neill B26B 5/006
30/333
(71) Applicant: **Campus GmbH, Oelde (DE)** 1,814,596 A 7/1931 Hamel
1,997,992 A 4/1935 Bates, Jr.
(72) Inventor: **Frank Brormann, Ennigerloh (DE)** 2,254,199 A 9/1941 Baltuch
2,624,116 A 1/1953 Steinke
(73) Assignee: **Campus GmbH, Oelde (DE)** 2,853,778 A 9/1958 Pratt
3,106,020 A 10/1963 Tape
3,570,121 A 3/1971 Graceffo
(**) Term: **15 Years** D288,728 S * 3/1987 Zogolovitch D28/48
(Continued)

(21) Appl. No.: **29/619,245**

(22) Filed: **Sep. 27, 2017**

(30) **Foreign Application Priority Data**

Mar. 31, 2017 (DE) 40 2017 100 404

(51) **LOC (11) Cl.** **28-03**

(52) **U.S. Cl.**
USPC **D28/45**

(58) **Field of Classification Search**
USPC D28/46-48, 45
CPC B26B 21/52-21/528; B26B 21/00-21/06;
B26B 21/08-21/38; B26B 21/54-21/565;
B26B 5/006
See application file for complete search history.

(56) **References Cited**

U.S. PATENT DOCUMENTS

928,140 A * 7/1909 Morgan B26B 5/006
30/332
949,669 A * 2/1910 Weir B26B 5/006
279/86
975,762 A * 11/1910 Groham B26B 5/006
30/169
1,009,329 A * 11/1911 Madigan B26B 5/006
30/332
1,257,179 A * 2/1918 Berst B26B 5/006
279/53
1,365,176 A 1/1921 Knudtson
1,553,449 A 9/1925 Kennedy
1,666,118 A 4/1928 Colgrove

FOREIGN PATENT DOCUMENTS

DE 266011 C 10/1913
DE 476129 C 5/1929
(Continued)

OTHER PUBLICATIONS

Calligraphy pen razor, www.youtube.com, uploaded Dec. 2017, 1 page.*

(Continued)

Primary Examiner — Jennifer Rivard
(74) *Attorney, Agent, or Firm* — R. Dabney Eastham

(57) **CLAIM**

I claim the ornamental design for a haircutter, as shown and described.

DESCRIPTION

FIG. 1 is a left front perspective view of a haircutter according to the present invention;
FIG. 2 is a front end view of the haircutter of FIG. 1;
FIG. 3 is a back end view of the haircutter of FIG. 1;
FIG. 4 is a right side view of the haircutter of FIG. 1;
FIG. 5 is a left side view of the haircutter of FIG. 1;
FIG. 6 is a top side view of the haircutter FIG. 1; and,
FIG. 7 is a bottom side view of the haircutter of FIG. 1.

1 Claim, 2 Drawing Sheets



(56)

References Cited

U.S. PATENT DOCUMENTS

D298,576 S * 11/1988 Iten D28/45
 5,009,003 A * 4/1991 Grange B26B 21/04
 30/30
 5,943,781 A * 8/1999 Kim B23K 20/10
 30/346.58
 6,263,576 B1 7/2001 Drapak et al.
 D501,277 S * 1/2005 Goto D28/47
 D531,358 S * 10/2006 Lee D28/45
 D531,754 S * 11/2006 Lee D28/45
 D532,157 S * 11/2006 Lee D28/45
 D541,985 S * 5/2007 Pena D28/45
 D552,794 S * 10/2007 Klein D28/45
 D578,708 S * 10/2008 Ringart D28/45
 D676,196 S * 2/2013 Gaugler D28/45
 D700,995 S * 3/2014 Lee D28/48
 D700,996 S * 3/2014 Lee D28/48
 2002/0189105 A1 * 12/2002 Kitano B26B 21/10
 30/53
 2003/0196330 A1 10/2003 Kitano

2009/0183376 A1* 7/2009 Wang B26B 21/12
 30/233.5
 2009/0235529 A1* 9/2009 Ringart B26B 21/12
 30/30
 2017/0136638 A1* 5/2017 Hage B26B 21/521

FOREIGN PATENT DOCUMENTS

DE 1225989 B 9/1966
 FR 803682 A 10/1936
 FR 2849618 A1 7/2004
 GB 469720 A 7/1937
 GB 2357057 A 6/2001
 WO 199611777 A1 4/1996
 WO 2005113203 A1 12/2005
 WO 2009125446 A2 10/2009

OTHER PUBLICATIONS

International Search Report of International Application No. PCT/EP2011/000367, dated May 10, 2011.

* cited by examiner

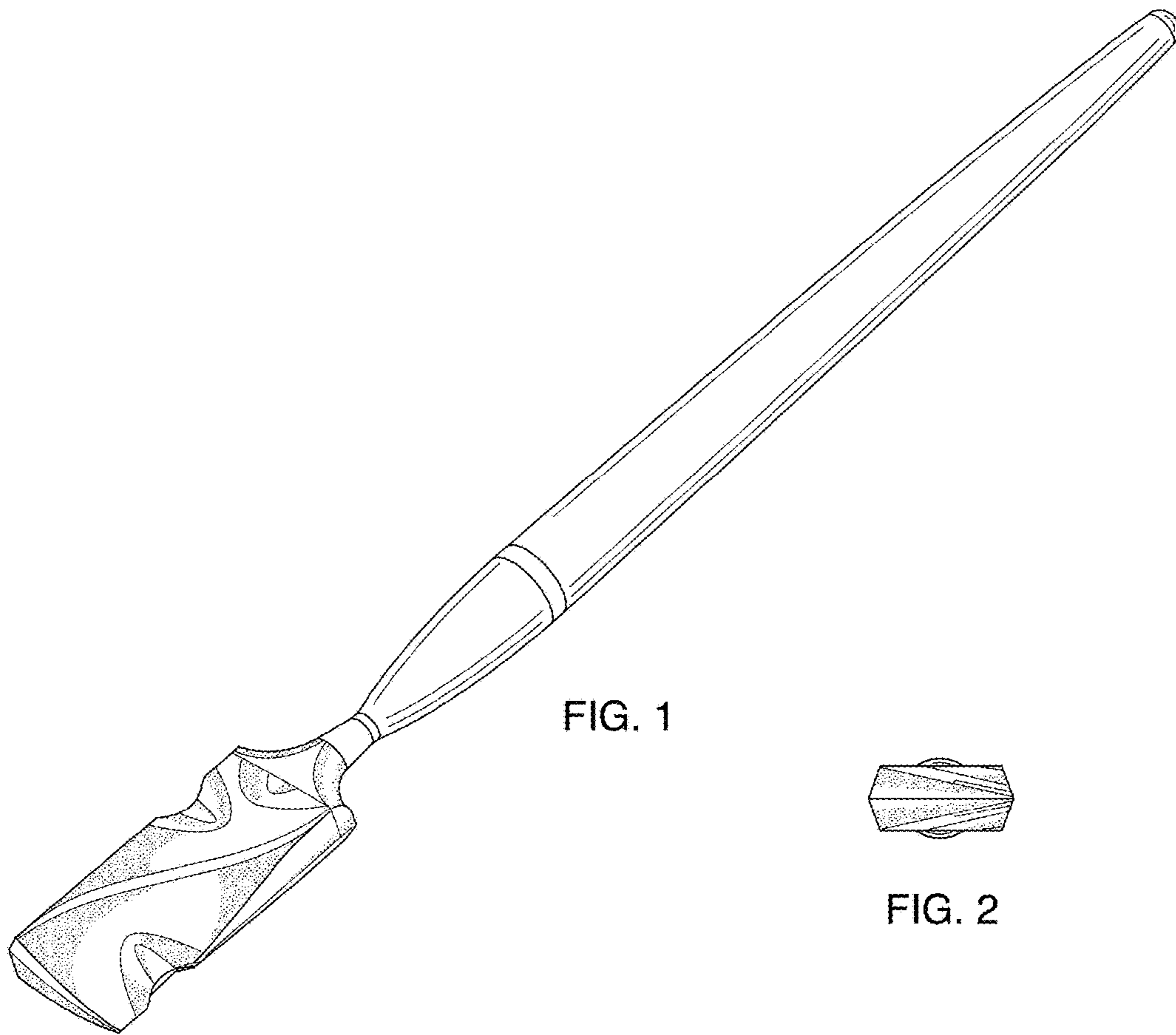


FIG. 1

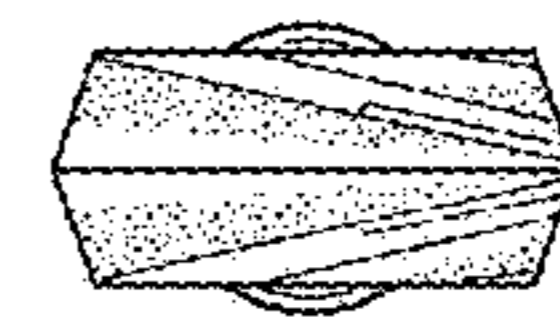


FIG. 2

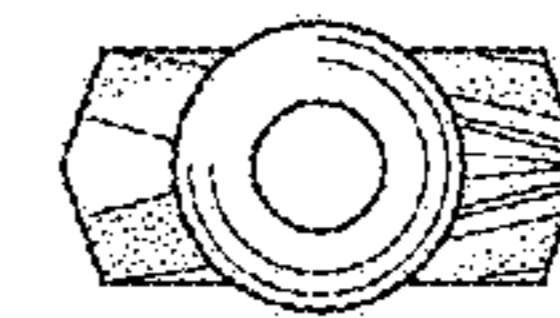


FIG. 3



FIG. 4



FIG. 5

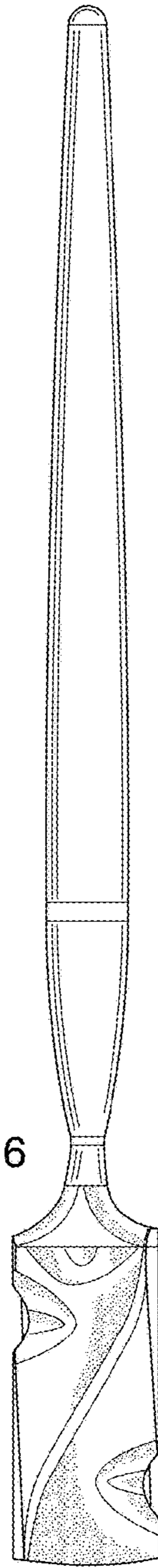


FIG. 6

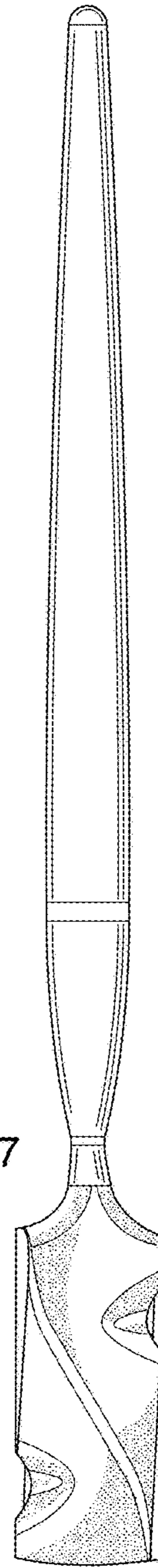


FIG. 7