



US00D842515S

(12) **United States Design Patent** (10) **Patent No.:** **US D842,515 S**  
**Qiu** (45) **Date of Patent:** **\*\* Mar. 5, 2019**

- (54) **FLASHLIGHT**
- (71) Applicant: **Ningbo Futai Electric Limited**,  
Ningbo, Zhejiang (CN)
- (72) Inventor: **Fujun Qiu**, Ningbo (CN)
- (73) Assignee: **Ningbo Futai Electric Limited**,  
Ningbo, Zhejiang (CN)
- (\*\*) Term: **15 Years**
- (21) Appl. No.: **29/573,518**
- (22) Filed: **Aug. 5, 2016**
- (51) **LOC (11) Cl.** ..... **26-02**
- (52) **U.S. Cl.**  
USPC ..... **D26/49**
- (58) **Field of Classification Search**  
USPC ..... D26/37, 46, 38, 49, 51; D22/108, 117;  
D16/132  
CPC ..... F21L 2003/00; F21L 4/00; F21L 4/005;  
F21L 4/02; F21L 4/025; F21L 4/027;  
F21L 4/04; F21L 4/08; F21L 2005/00;  
F21L 7/00; F21L 11/00; F21L 13/00;  
F21L 13/04; F21L 13/08; F21L 14/02;  
F21L 17/00; F21L 19/00  
See application file for complete search history.

D532,543 S *	11/2006	Julius .....	D26/49
D576,757 S *	9/2008	Hesse .....	D26/49
D601,287 S *	9/2009	Caniparoli .....	D26/49
D629,544 S *	12/2010	Deguglimo .....	D26/49
D743,599 S *	11/2015	Robinson .....	D26/49
D743,601 S *	11/2015	Maglica .....	D26/49
D747,024 S *	1/2016	Windom .....	D26/49
D750,306 S *	2/2016	Windom .....	D26/49
2004/0012952 A1 *	1/2004	Maglica .....	F21L 4/005 362/157
2006/0193128 A1 *	8/2006	West .....	F21L 4/00 362/205

\* cited by examiner

*Primary Examiner* — Lakiya G Rogers  
*Assistant Examiner* — Carissa C Fitts  
(74) *Attorney, Agent, or Firm* — Raymond Y. Chan;  
David and Raymond Patent Firm

(57) **CLAIM**

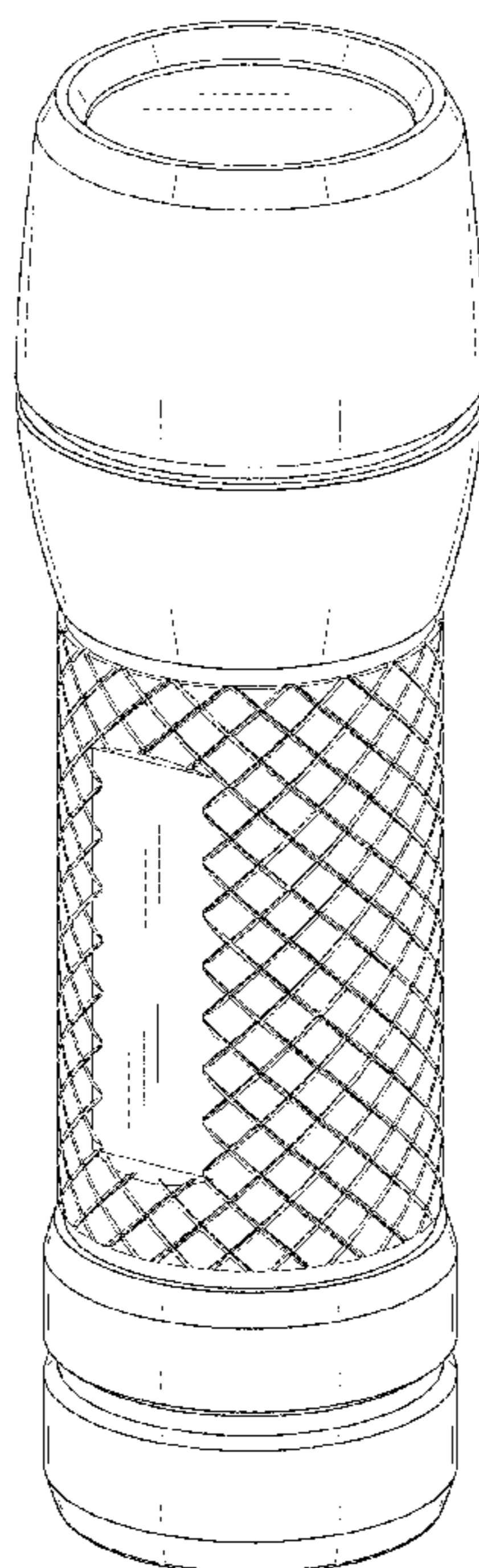
The ornamental design for a flashlight, as shown and described.

**DESCRIPTION**

FIG. 1 is a top perspective view of the flashlight showing my new design.  
FIG. 2 is a bottom perspective view of the flashlight.  
FIG. 3 is a front plan view of the flashlight.  
FIG. 4 is a rear plan view of the flashlight.  
FIG. 5 is a right plan view of the flashlight.  
FIG. 6 is a left plan view of the flashlight.  
FIG. 7 is a top plan view of the flashlight; and,  
FIG. 8 is a bottom plan view of the flashlight.

**1 Claim, 7 Drawing Sheets**

- (56) **References Cited**  
U.S. PATENT DOCUMENTS  
D307,488 S \* 4/1990 Sharrah ..... D26/49  
D486,936 S \* 2/2004 Shiu ..... D26/49



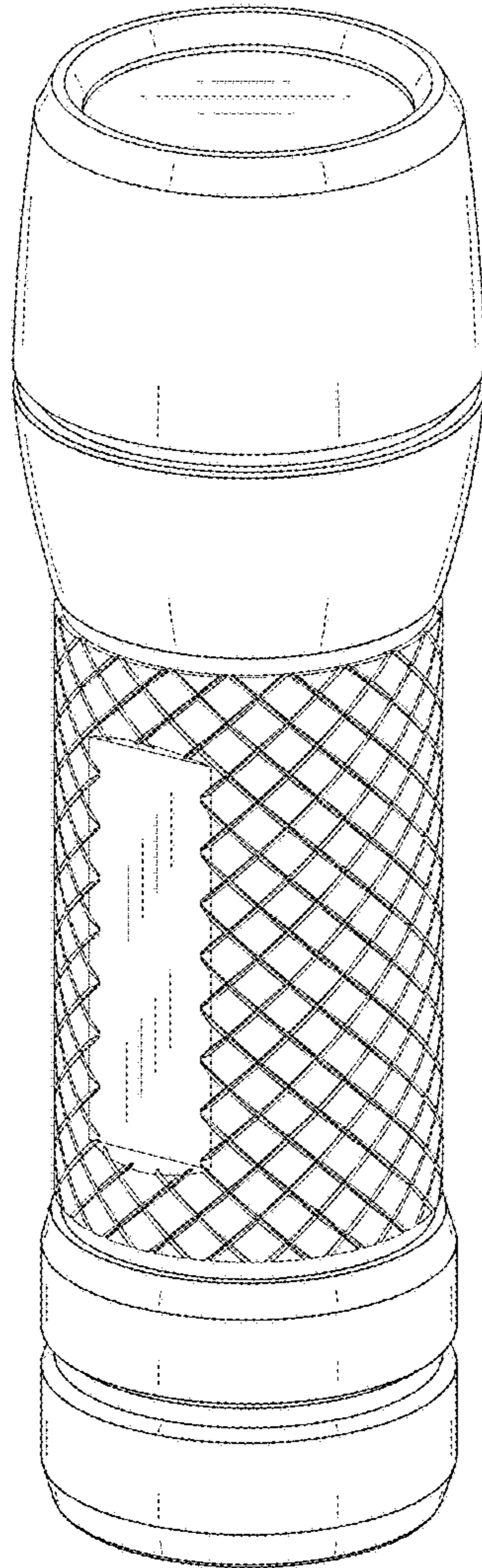


FIG.1

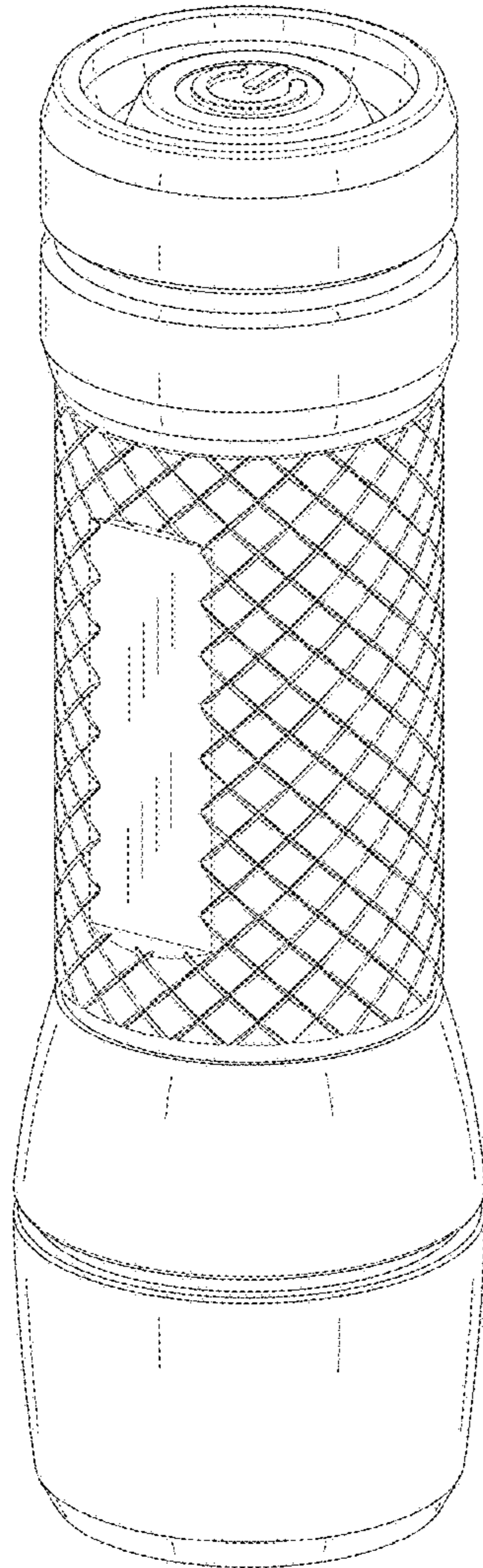


FIG.2




FIG.3




FIG.4

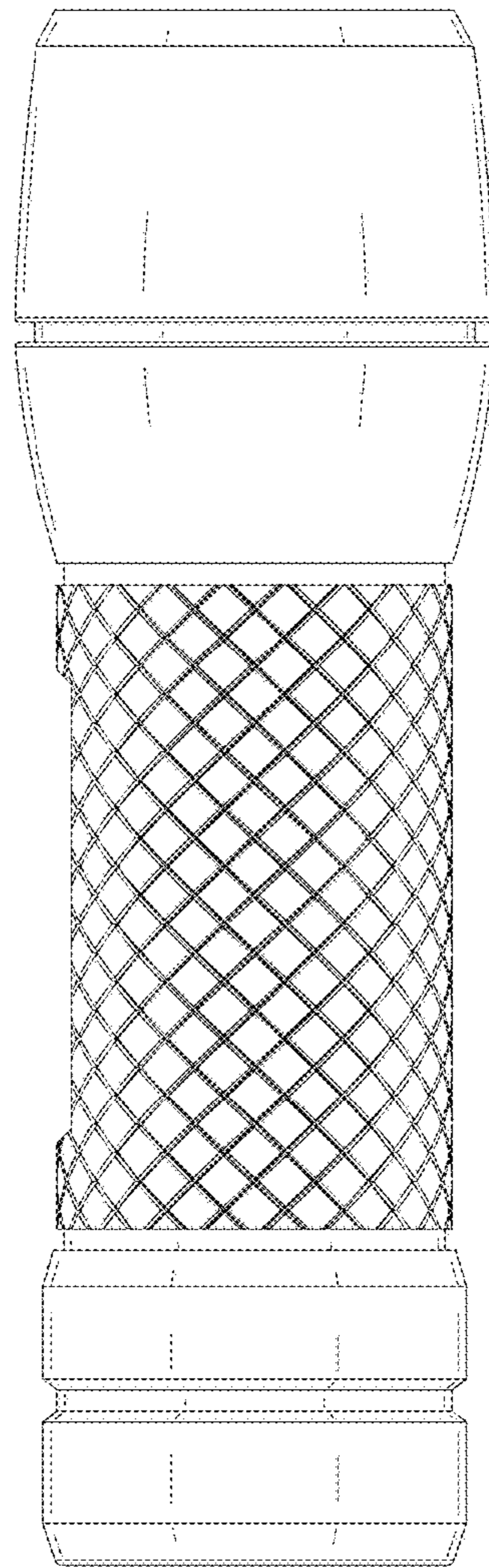


FIG.5




FIG.6

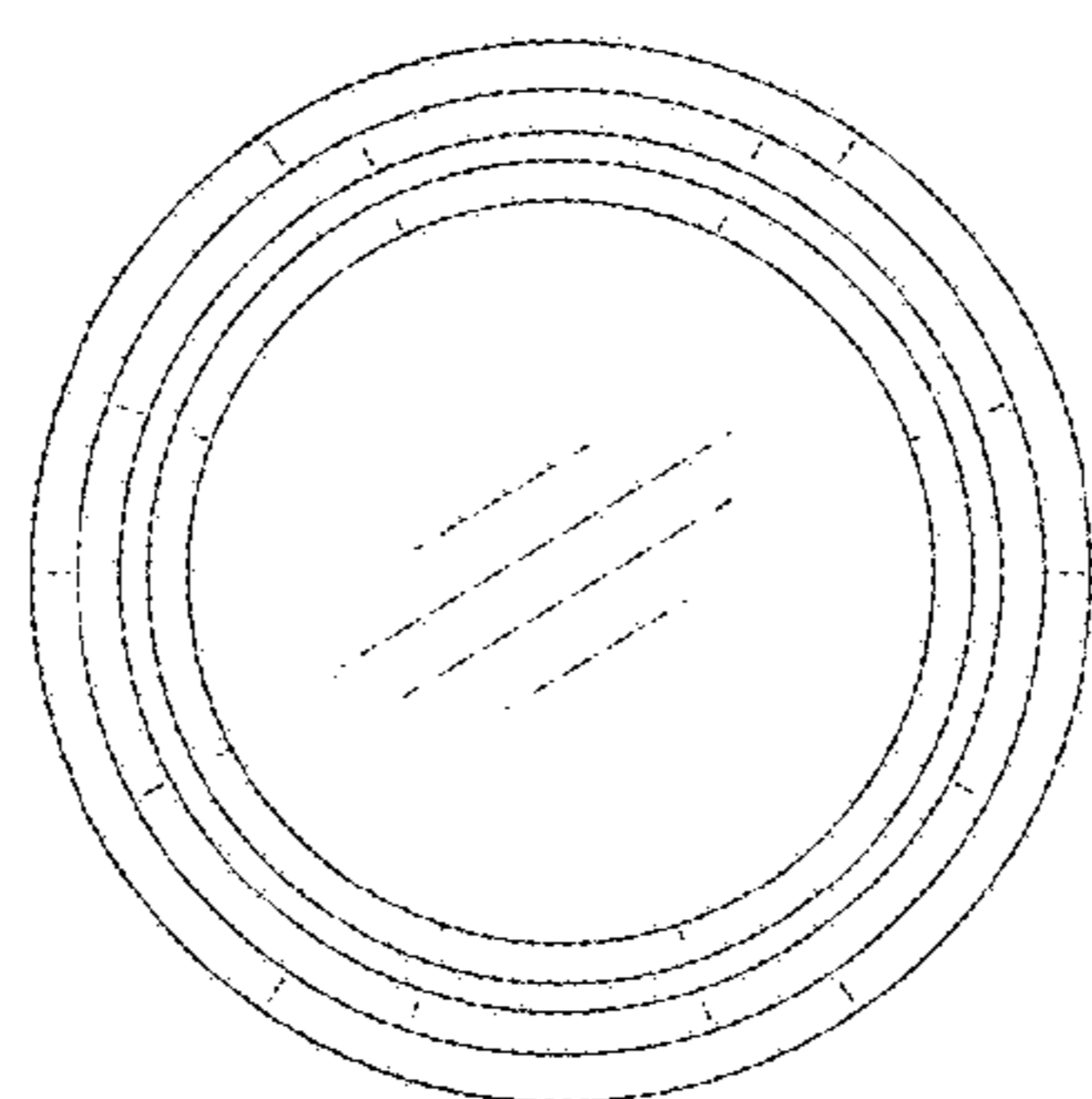


FIG. 7

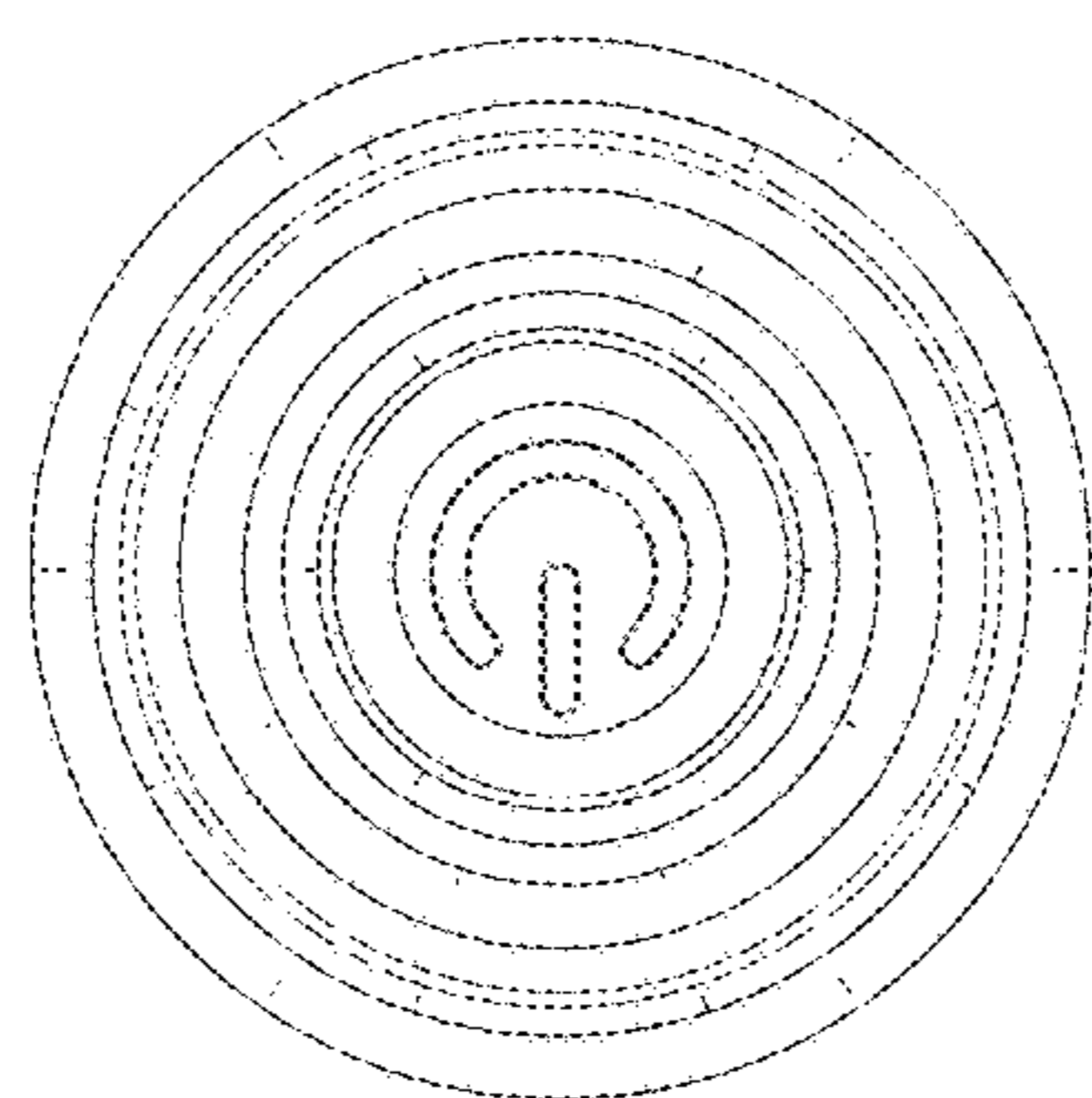


FIG. 8