



US00D842491S

(12) **United States Design Patent** (10) **Patent No.:** **US D842,491 S**
Fleming et al. (45) **Date of Patent:** **** Mar. 5, 2019**

(54) **MASSAGER HOUSING LID**

(71) Applicant: **WAHL CLIPPER CORPORATION**,
Sterling, IL (US)

(72) Inventors: **Jeff Fleming**, Dixon, IL (US); **Chad Aulwes**, Sterling, IL (US); **Fivetiger Li**, Zhejiang (CN)

(73) Assignee: **WAHL CLIPPER CORPORATION**,
Sterling, IL (US)

(**) Term: **15 Years**

(21) Appl. No.: **29/639,224**

(22) Filed: **Mar. 5, 2018**

(51) **LOC (11) Cl.** **28-03**

(52) **U.S. Cl.**
USPC **D24/215**

(58) **Field of Classification Search**
USPC 601/15, 18, 19, 46, 47, 48, 52, 99, 112,
601/113, 118, 125, 129, 134, 135, 137,
601/DIG. 12, DIG. 14, DIG. 15, DIG. 16,
601/DIG. 17; D24/133, 200, 211, 212,
D24/213, 214, 215; 600/38, 39, 40, 41
CPC A61H 2201/0153; A61H 7/003; A61H
7/007; A61H 2015/0014; A61H 23/00;
A61H 39/04

See application file for complete search history.

(56) **References Cited**

U.S. PATENT DOCUMENTS

D226,583 S *	3/1973	Welch	D24/214
D234,725 S *	4/1975	Yamada	D24/214
D281,625 S *	12/1985	Yuen	D24/211
D321,056 S *	10/1991	Chambers	D24/211
D323,034 S *	1/1992	Reinstein	D24/200
D324,914 S *	3/1992	Bucher	D24/206
D331,467 S *	12/1992	Wollman	D24/200
D334,430 S *	3/1993	Tsou	D24/214
5,197,459 A *	3/1993	Henkin	A61H 33/027 4/541.4

D339,198 S *	9/1993	Mochida	D24/211
D355,259 S *	2/1995	Lie	D24/215
D359,563 S *	6/1995	Chi	D24/214
D372,788 S *	8/1996	Brun	D24/215
D377,394 S *	1/1997	Tillman	D24/215
D383,849 S *	9/1997	Wollman	D24/214
D435,913 S *	1/2001	Harris	D24/214
D438,308 S *	2/2001	Harris	D24/214
D447,811 S *	9/2001	Yiu	D24/214

(Continued)

OTHER PUBLICATIONS

Amazon, "Wahl Deep Tissue Percussion Therapeutic Handheld . . .", Oct. 13, 2011. https://www.amazon.com/Wahl-Percussion-Therapeutic-Professionals-04290-300/dp/B00BTYYCKK/ref=cm_cr_ar_p_d_product_top?ie=UTF8&th=1. Shown on p. 1. (Year: 2011).*

Primary Examiner — Cynthia Ramirez
Assistant Examiner — Michael A Maharajh
 (74) *Attorney, Agent, or Firm* — Greer, Burns & Crain, Ltd.

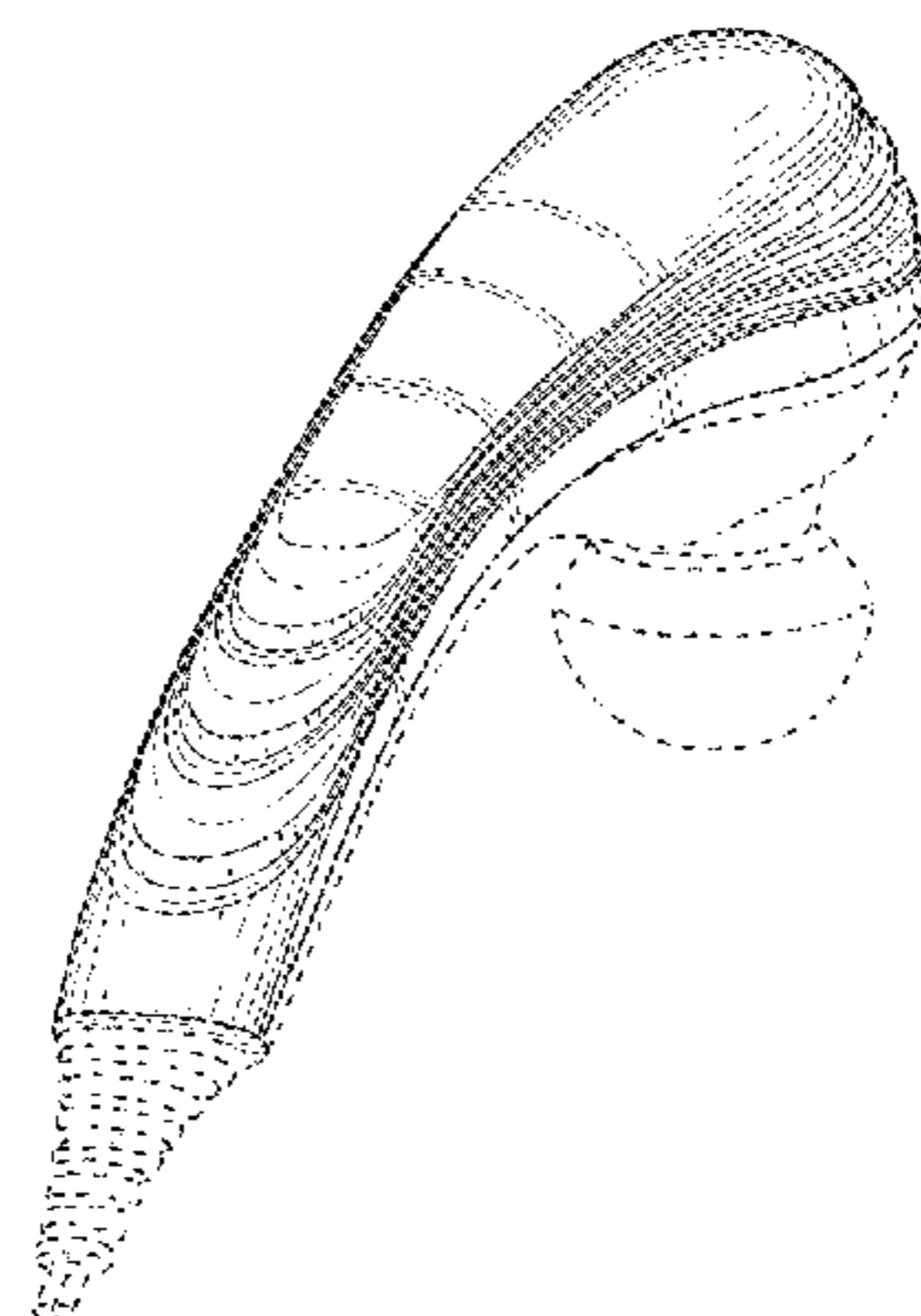
(57) **CLAIM**

The ornamental design for a massager housing lid, as shown and described.

DESCRIPTION

FIG. 1 is a top perspective view of the massager housing lid showing my new design;
 FIG. 2 is a left side view thereof;
 FIG. 3 is a right side view thereof;
 FIG. 4 is a front view thereof;
 FIG. 5 is a rear view thereof;
 FIG. 6 is a top plan view thereof; and,
 FIG. 7 is a bottom plan view thereof.
 The broken line disclosures of the lower housing portion, massager element, cord and cord protector illustrate the environment. None of the broken lines forms part of the claimed design.

1 Claim, 4 Drawing Sheets



(56)

References Cited

U.S. PATENT DOCUMENTS

D448,852 S * 10/2001 Engelen D24/215
D457,643 S * 5/2002 Qi D24/214
D463,862 S * 10/2002 Lau D24/214
D474,843 S * 5/2003 McQueen D24/215
D476,087 S 6/2003 Dirks et al.
D478,385 S 8/2003 Dirks et al.
6,730,050 B2 * 5/2004 Huang A61H 23/0254
601/103
D500,854 S * 1/2005 Eichel D24/133
D510,441 S * 10/2005 Harris, Jr. D24/214
D523,556 S * 6/2006 Glucksman D24/133
D533,943 S * 12/2006 Chen D24/146
D569,523 S * 5/2008 Hsieh D24/206
D609,817 S * 2/2010 Piller D24/215
D619,303 S 7/2010 Aulwes et al.
D623,311 S 9/2010 Aulwes et al.
D627,897 S 11/2010 Yde et al.
D627,898 S 11/2010 Aulwes et al.
D628,304 S 11/2010 Aulwes et al.
D649,657 S * 11/2011 Petersen D24/215
D652,524 S * 1/2012 Messner D24/211
D666,303 S * 8/2012 Ding D24/215
D671,226 S 11/2012 Aulwes et al.
D822,843 S * 7/2018 Lenke D24/215
D823,478 S * 7/2018 Park D24/215
D825,073 S * 8/2018 Lenke D24/215

* cited by examiner

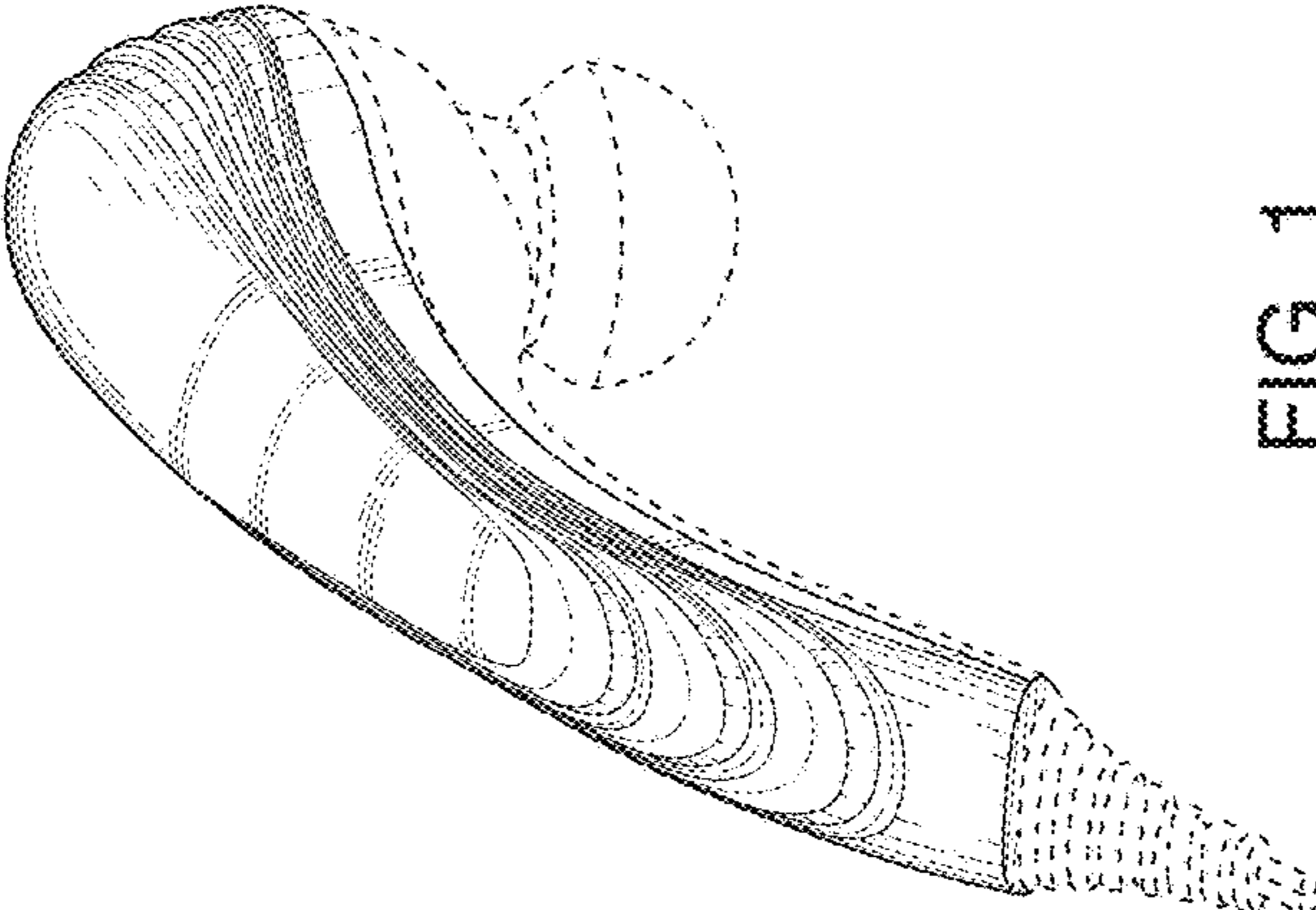


FIG. 1

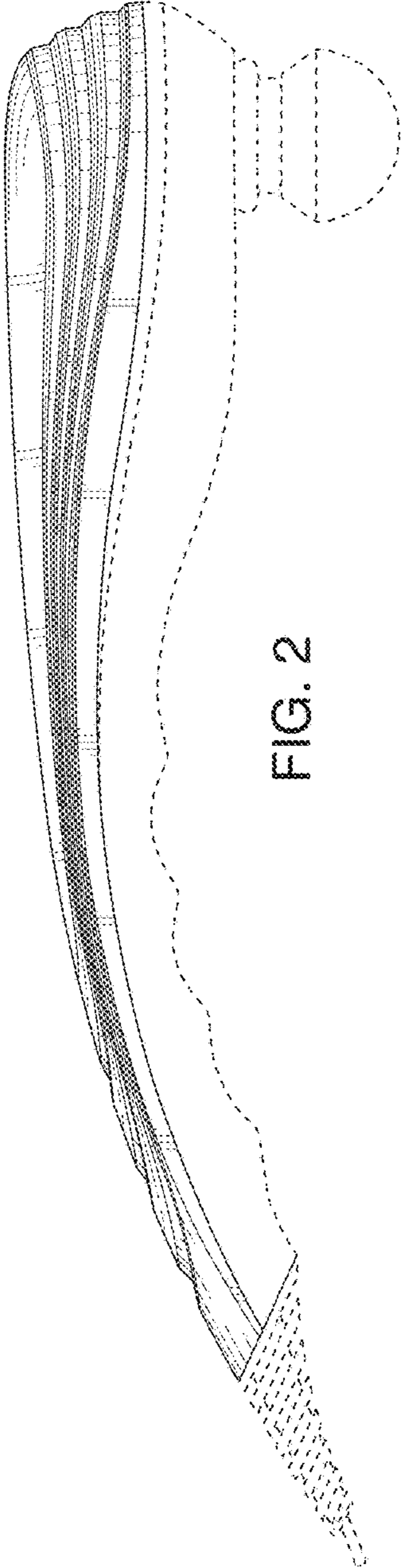


FIG. 2

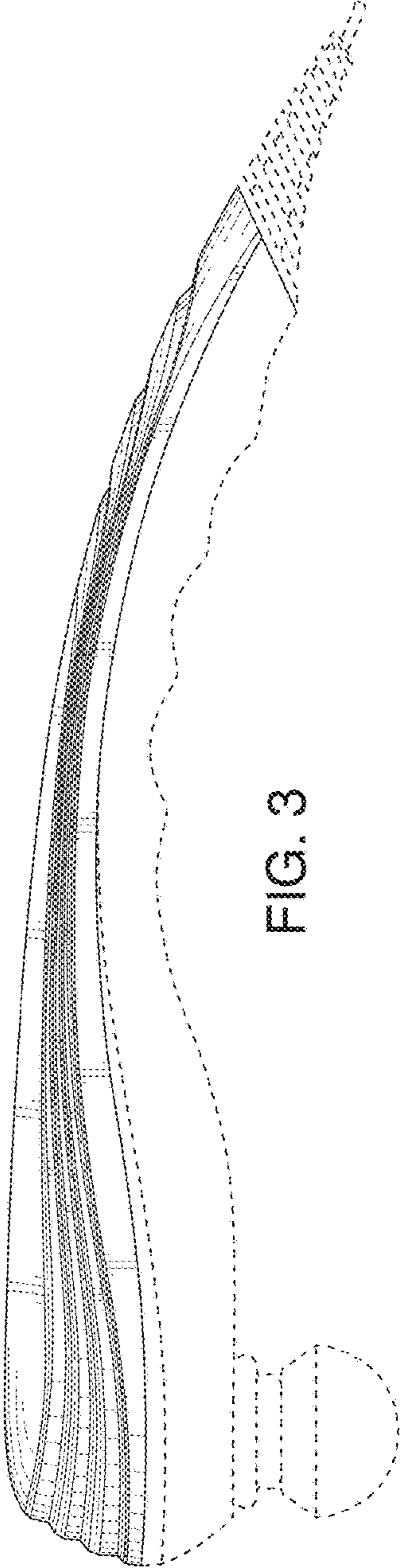


FIG. 3

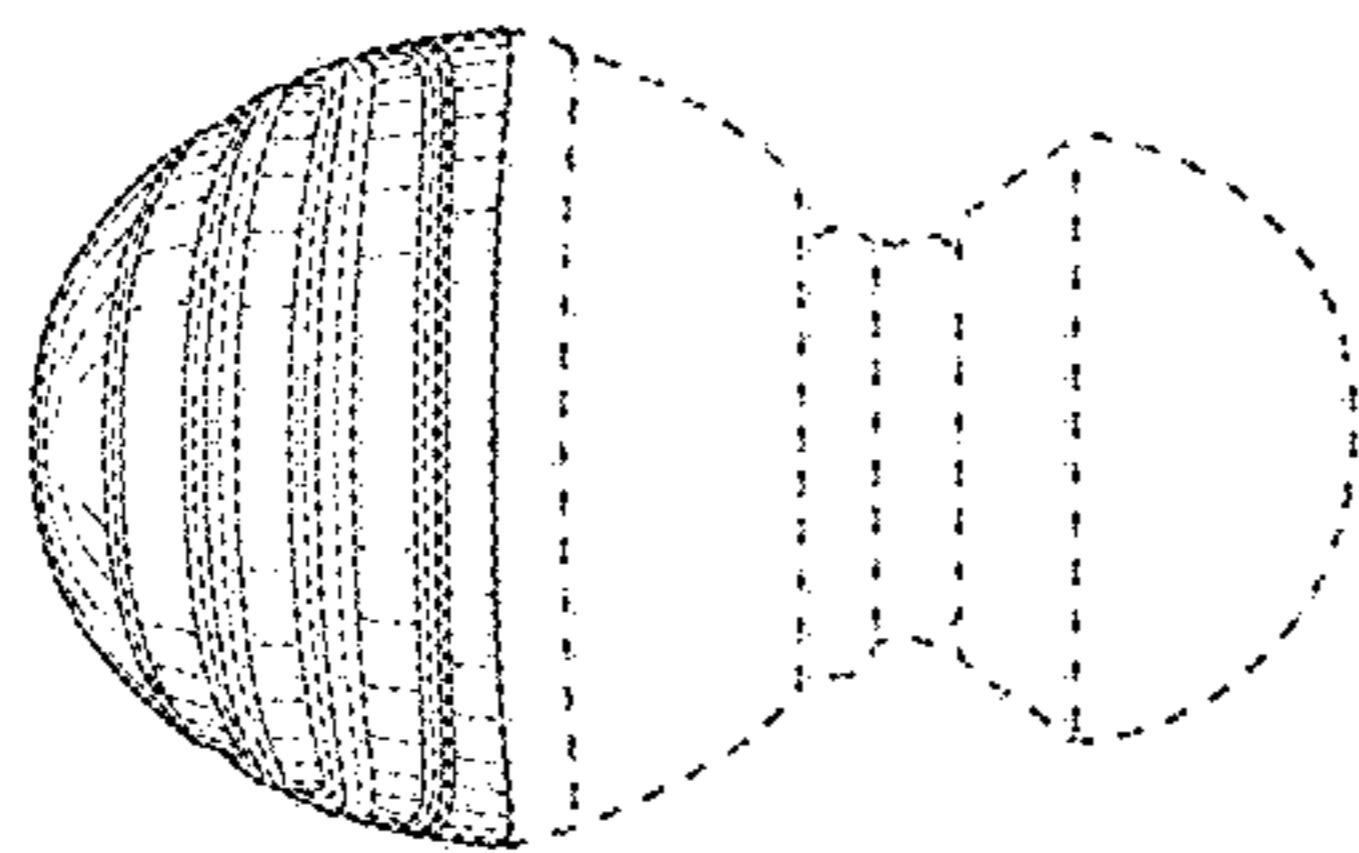


FIG. 4

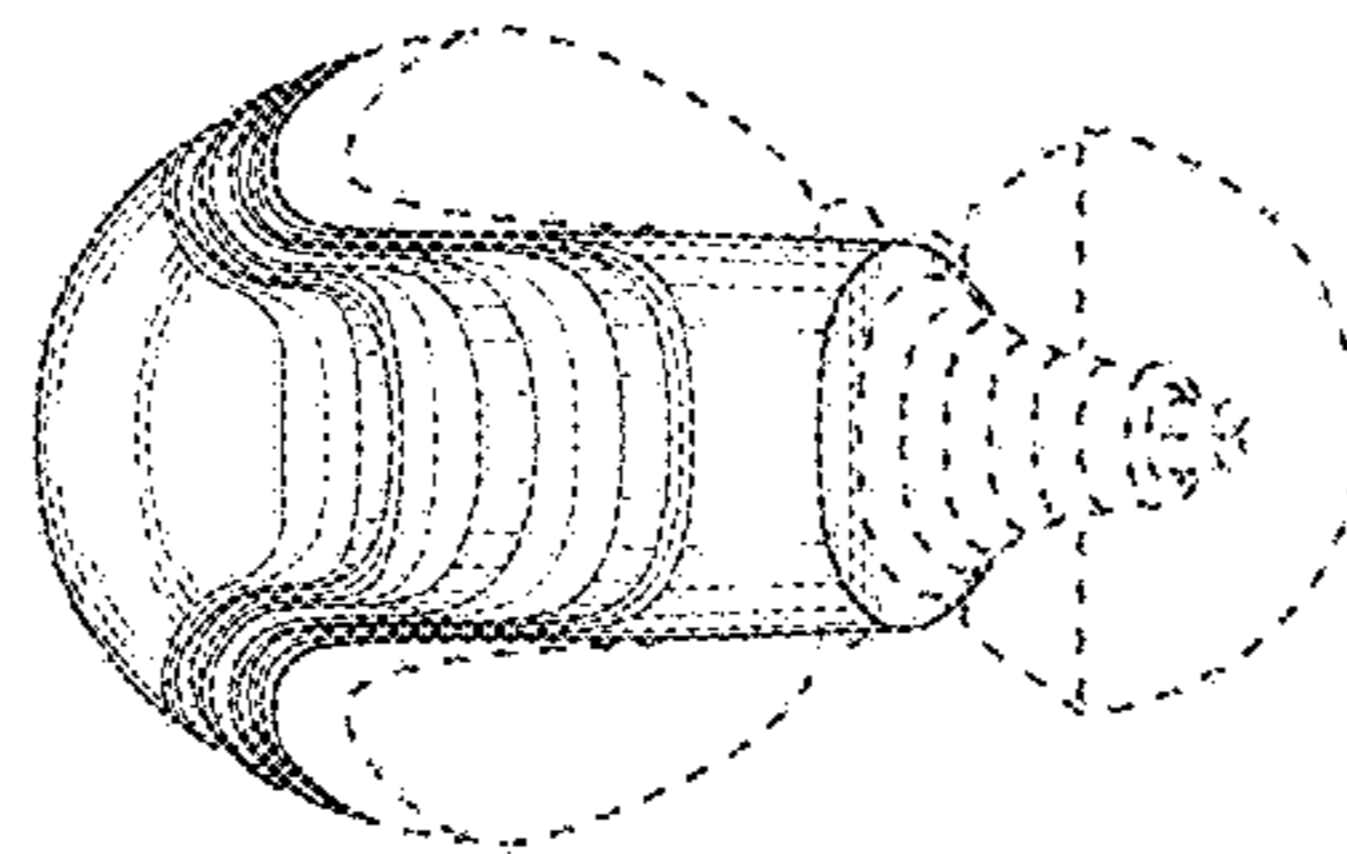


FIG. 5

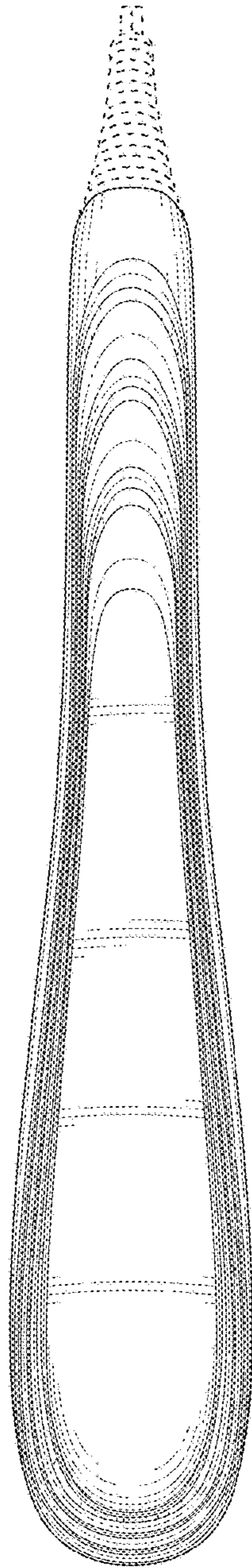


FIG. 6

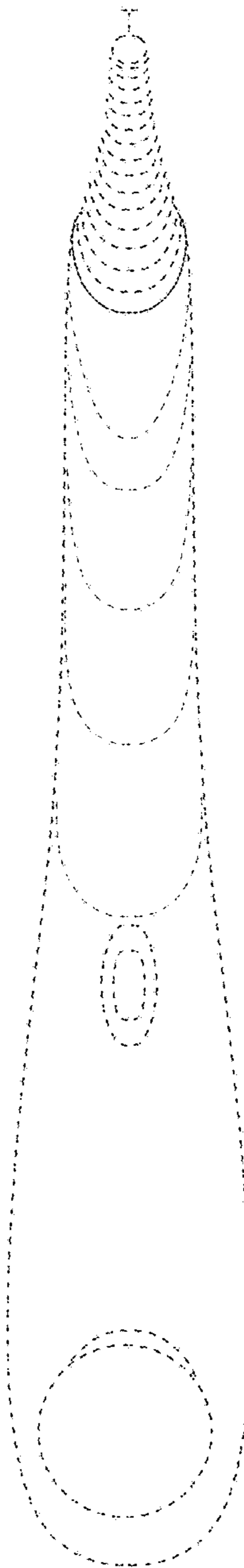


FIG. 7