



US00D842487S

(12) **United States Design Patent** (10) **Patent No.:** **US D842,487 S**  
**Matsushita** (45) **Date of Patent:** **\*\* Mar. 5, 2019**

(54) **SKIN MASSAGE ROLLER**  
(71) Applicant: **MTG CO., LTD.**, Nagoya-shi, Aichi (JP)  
(72) Inventor: **Tsuyoshi Matsushita**, Nagoya (JP)  
(73) Assignee: **MTG CO., LTD.**, Nagoya-shi, Aichi (JP)  
(\*\*) Term: **15 Years**  
(21) Appl. No.: **29/653,648**  
(22) Filed: **Jun. 18, 2018**

(30) **Foreign Application Priority Data**  
Dec. 19, 2017 (JP) ..... 2017-028249  
(51) **LOC (11) Cl.** ..... **28-03**  
(52) **U.S. Cl.**  
USPC ..... **D24/211**  
(58) **Field of Classification Search**  
USPC ..... D24/200, 211, 212, 213, 214, 215;  
601/19, 22, 40, 46, 52, 63, 99, 110-113,  
601/118-120, 125, DIG. 12, DIG. 14,  
601/DIG. 15, DIG. 16, DIG. 17  
CPC ..... A61H 1/00; A61H 2015/0007; A61H  
2015/0014; A61H 2015/0042; A61H  
15/00; A61H 11/00; A61H 21/00; A61H  
37/00  
See application file for complete search history.

(56) **References Cited**  
**U.S. PATENT DOCUMENTS**  
3,060,928 A \* 10/1962 Lowe ..... A61H 15/0092  
601/128  
D197,750 S \* 3/1964 Rosenberg ..... D24/211  
D666,304 S \* 8/2012 Matsushita ..... D24/215  
D669,998 S \* 10/2012 Matsushita ..... D24/215

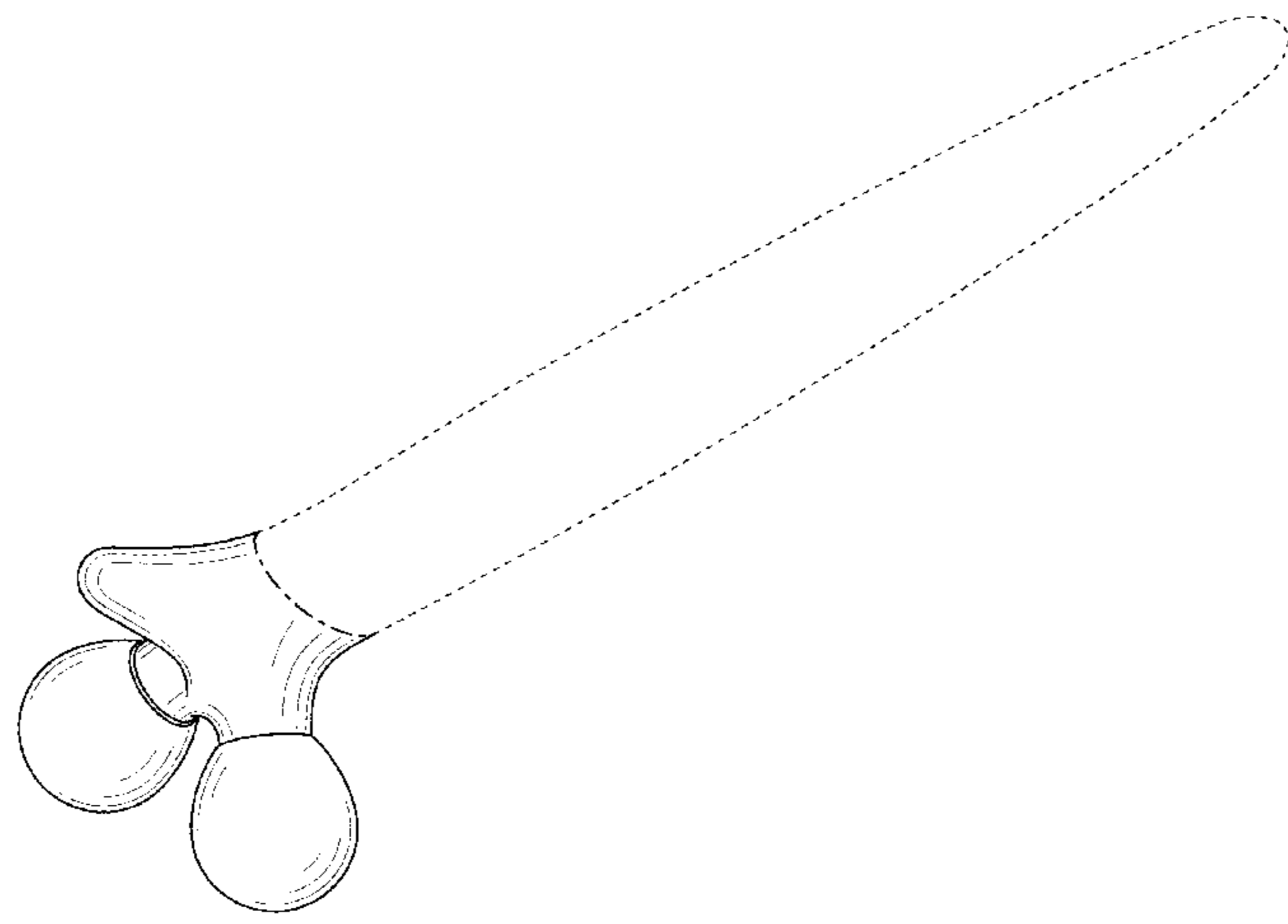
D725,788 S \* 3/2015 Matsushita ..... D24/211  
D728,115 S \* 4/2015 Matsushita ..... D24/211  
D820,466 S \* 6/2018 Matsushita ..... D24/215  
2014/0288473 A1\* 9/2014 Matsushita ..... A61H 15/00  
601/137

\* cited by examiner  
*Primary Examiner* — Sandra S Snapp  
(74) *Attorney, Agent, or Firm* — Sughrue Mion, PLLC

(57) **CLAIM**  
The ornamental design for a skin massage roller, as shown and described.

**DESCRIPTION**  
FIG. 1 is a perspective view of a skin massage roller, showing my new design;  
FIG. 2 is a front view thereof, a rear view being a mirror image;  
FIG. 3 is a left side view thereof;  
FIG. 4 is a right side view thereof;  
FIG. 5 is a top view thereof; and,  
FIG. 6 is a bottom view thereof.  
The broken lines shown are included for the purpose of illustrating the unclaimed portions of the skin massage roller and form no part of the claimed design.

**1 Claim, 3 Drawing Sheets**



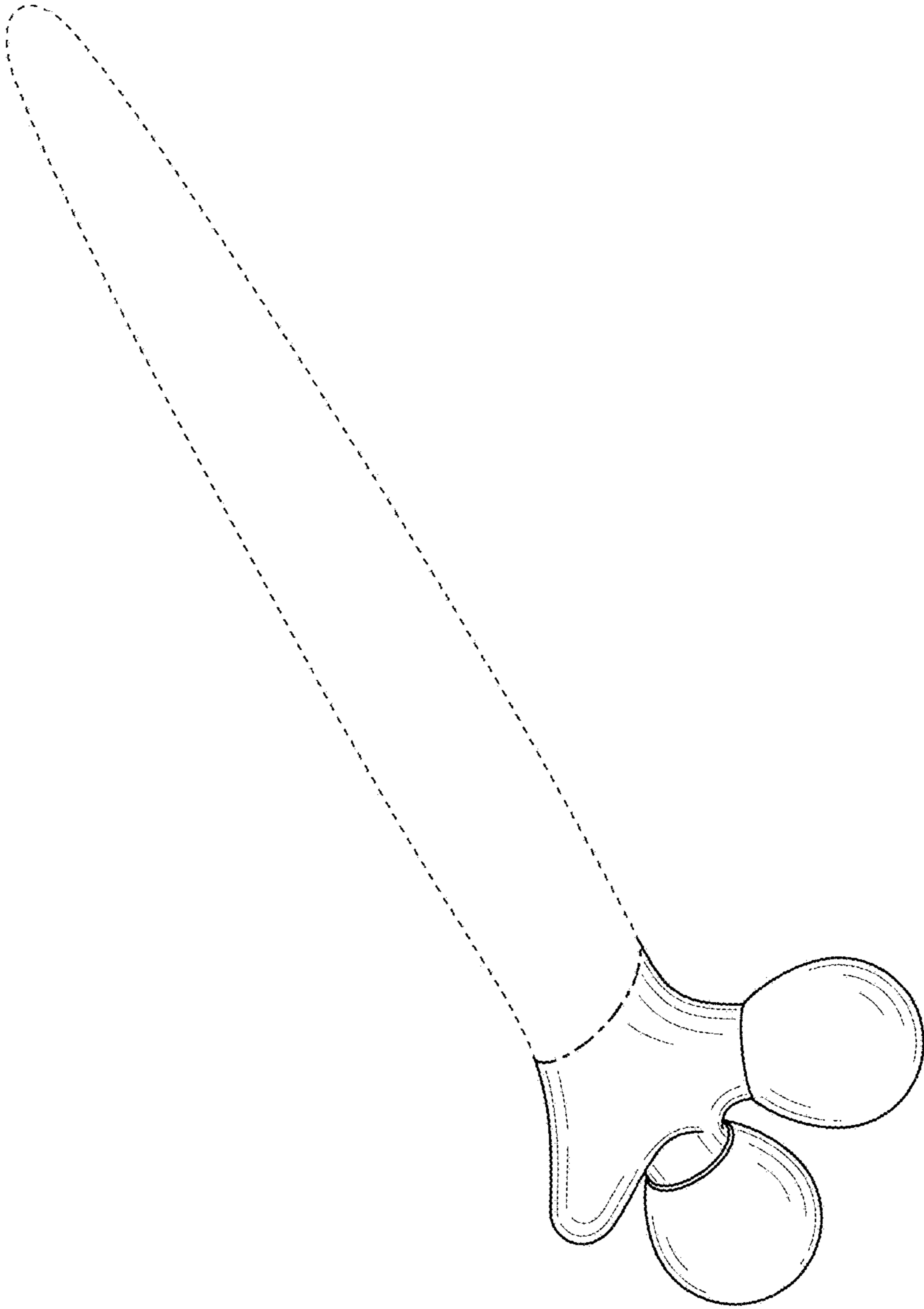


FIG. 1




FIG. 2

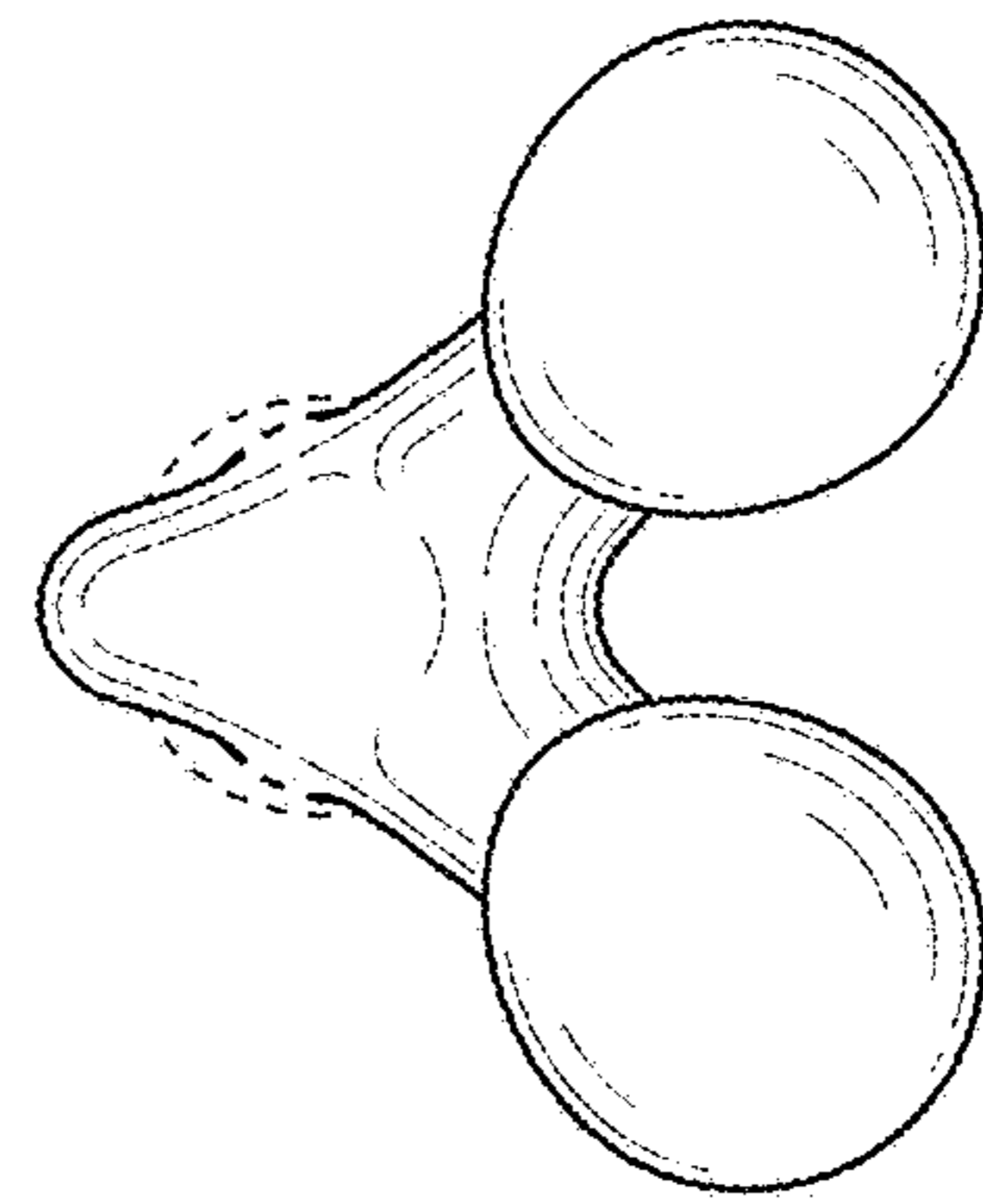


FIG. 3

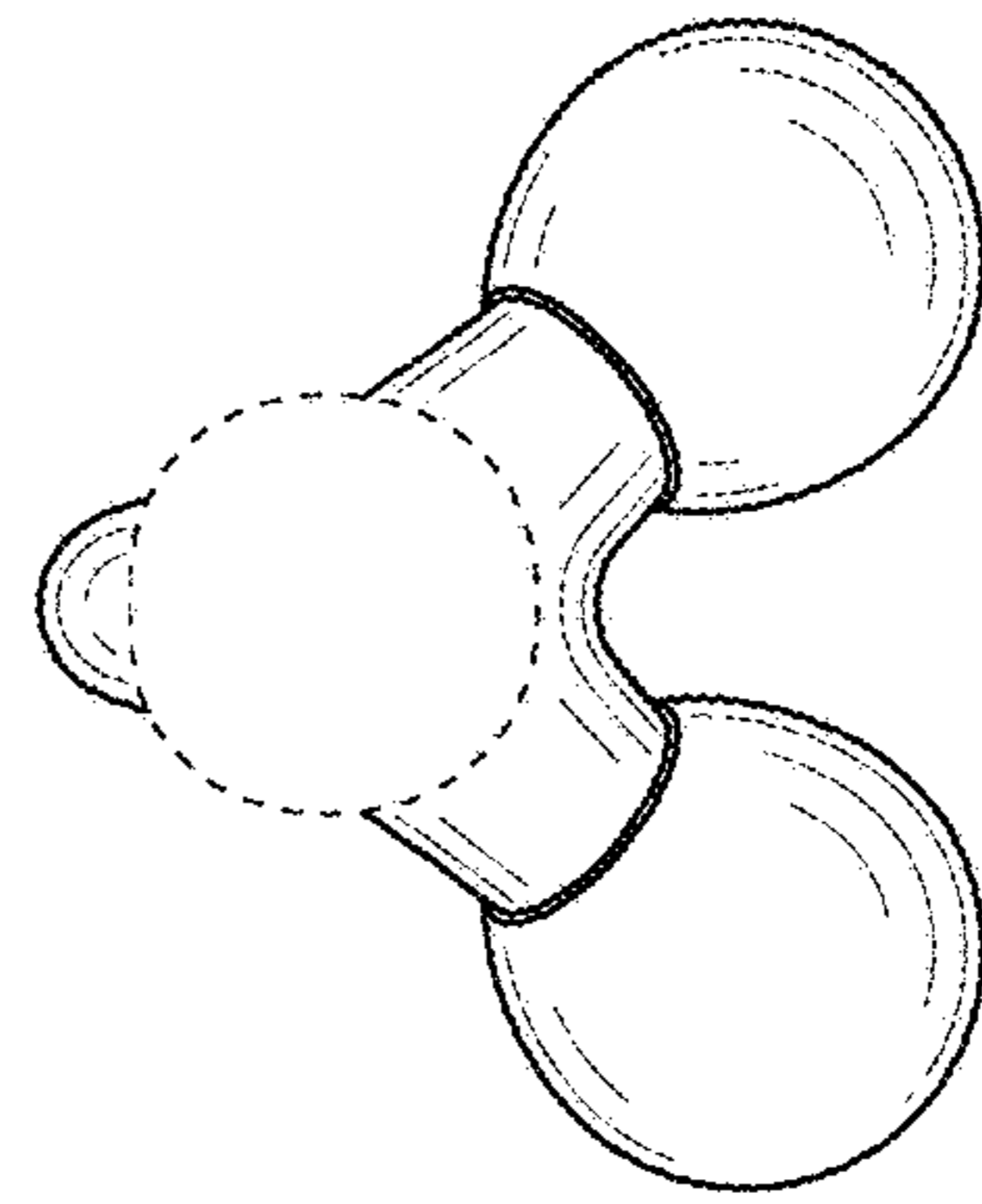


FIG. 4

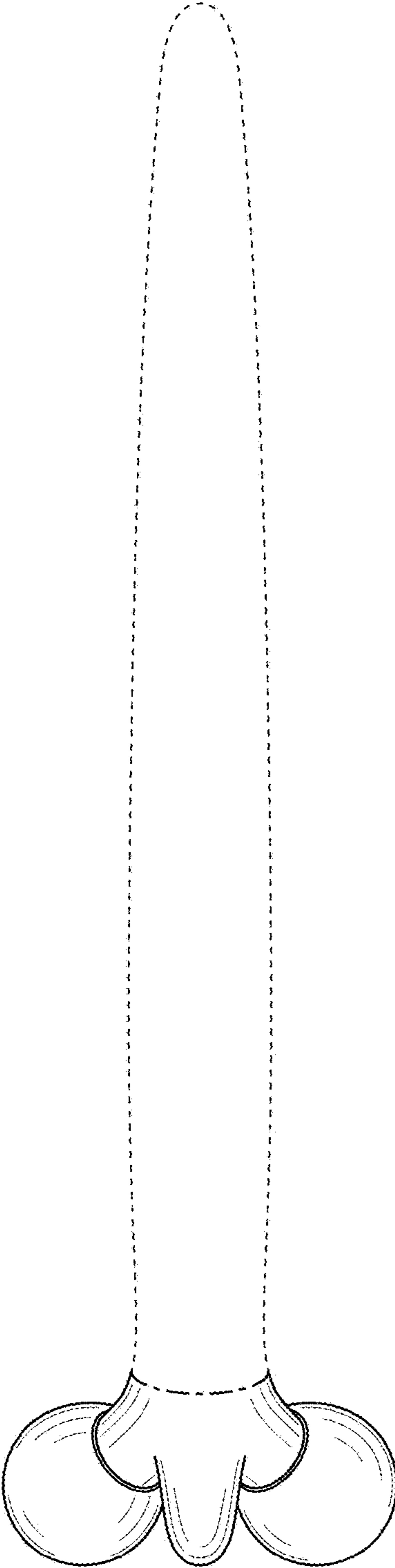


FIG. 5

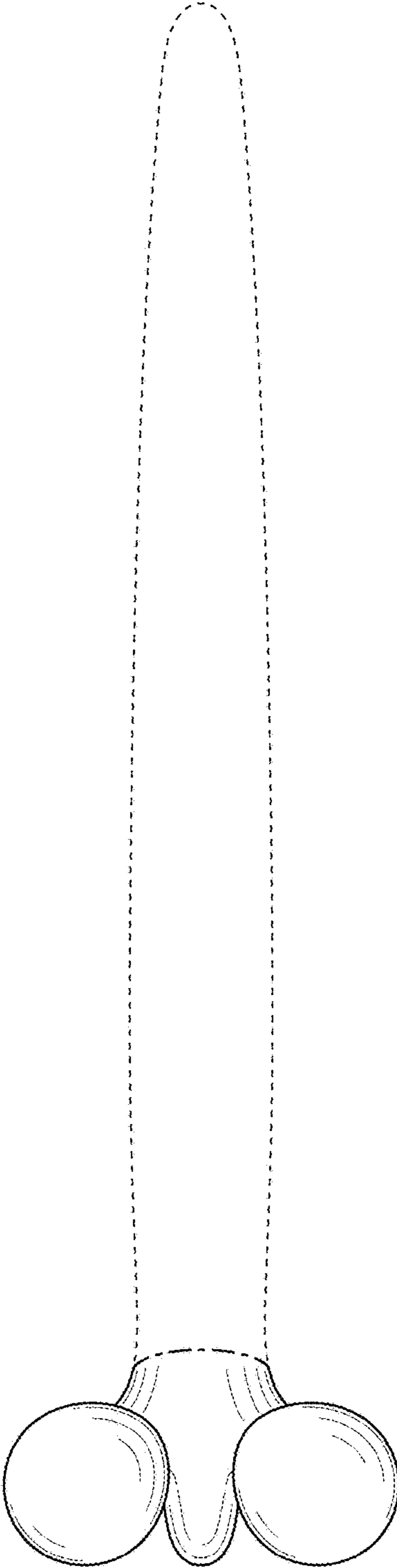


FIG. 6