

US00D842481S

(12) **United States Design Patent**  
**Jayalath et al.**

(10) **Patent No.:** **US D842,481 S**  
(45) **Date of Patent:** **\*\* Mar. 5, 2019**

- (54) **ELECTRONIC MODULE**
- (71) Applicant: **Mad Apparel, Inc.**, Redwood City, CA (US)
- (72) Inventors: **Dhananja Pradhan Jayalath**, Redwood City, CA (US); **James Artel Berg**, Redwood City, CA (US); **Hamid Hameed Butt**, Cupertino, CA (US); **Christopher John Wiebe**, Burlingame, CA (US)
- (73) Assignee: **Mad Apparel, Inc.**, Redwood City, CA (US)
- (\*\*) Term: **15 Years**
- (21) Appl. No.: **29/591,511**
- (22) Filed: **Jan. 20, 2017**
- (51) **LOC (11) Cl.** ..... **24-99**
- (52) **U.S. Cl.**  
USPC ..... **D24/186; D14/344**
- (58) **Field of Classification Search**  
USPC ..... **D3/207; D10/70, 78; D14/230, 344; D24/167, 186, 187**  
See application file for complete search history.

- 6,928,317 B2 8/2005 Chen
- D530,735 S \* 10/2006 Bhavnani ..... D18/7
- D540,969 S 4/2007 Ueda et al.
- D567,790 S 4/2008 Cardoso et al.
- D571,855 S 6/2008 Law et al.
- D576,611 S 9/2008 Wilson et al.
- D591,930 S 5/2009 Lorenzi
- D603,521 S 11/2009 Lindberg et al.
- D631,552 S 1/2011 Kasabach et al.
- D632,056 S 2/2011 Pijut
- D633,507 S 3/2011 Nelson
- D701,964 S 4/2014 Yoneta et al.
- D715,667 S 10/2014 Shigeno et al.
- D718,866 S 12/2014 Law
- D732,512 S 6/2015 Fariello
- D736,107 S 8/2015 Lee
- D744,109 S 11/2015 Yoneta et al.
- D744,110 S 11/2015 Kubo et al.
- D747,077 S 1/2016 Jayalath et al.
- 9,237,869 B1 1/2016 Lee
- D749,570 S 2/2016 Lee

(Continued)

*Primary Examiner* — Selina Sikder  
(74) *Attorney, Agent, or Firm* — Fenwick & West LLP

(57) **CLAIM**

We claim the ornamental design for an electronic module, as shown and described.

**DESCRIPTION**


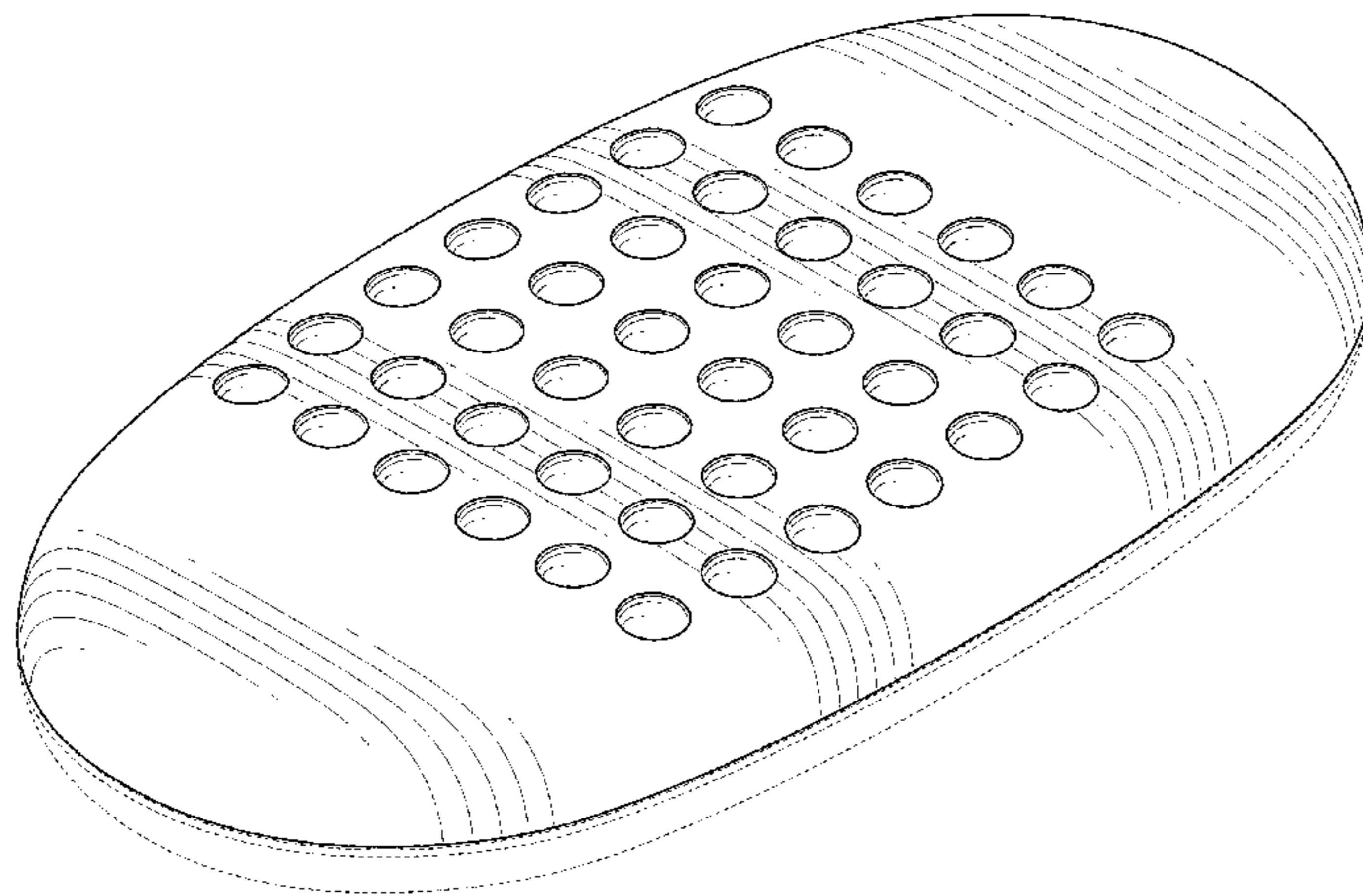
FIG. 1 is a perspective top view of an electronic module showing my new design.  
FIG. 2 is a top view thereof.  
FIG. 3 is a front elevational view thereof, the rear being a mirror image; and,  
FIG. 4 is a left side elevational view thereof, the right being a mirror image.  
In the drawings, the broken lines depict portions of the module which form no part of the claim.

**1 Claim, 3 Drawing Sheets**

(56) **References Cited**

U.S. PATENT DOCUMENTS

155,600 A	10/1874	Tuttle	
953,527 A	3/1910	Greenberg	
1,491,711 A	4/1924	Levine	
1,780,874 A	11/1930	Friedmann	
D197,466 S	2/1964	Spilman	
5,090,058 A	2/1992	Gerber	
D338,102 S	8/1993	McGuire et al.	
D462,084 S *	8/2002	Hsu	D18/7
D463,095 S	9/2002	Vazquez	
D477,625 S *	7/2003	Hsu	D18/7



(56)

**References Cited**

## U.S. PATENT DOCUMENTS

D763,254 S	8/2016	Aumiller et al.	
D777,331 S *	1/2017	Jayalath .....	D14/344
2007/0056074 A1	3/2007	Esses	
2007/0167850 A1	7/2007	Russell et al.	
2009/0306485 A1	12/2009	Bell	
2012/0015778 A1	1/2012	Lee et al.	
2012/0089001 A1	4/2012	Bishay et al.	
2013/0188322 A1	7/2013	Lowe	
2013/0289889 A1	10/2013	Yuen et al.	
2014/0128710 A1	5/2014	Nakamura et al.	
2014/0128757 A1	5/2014	Banet et al.	
2014/0156196 A1	6/2014	Martinez et al.	
2014/0206976 A1	7/2014	Thompson et al.	
2014/0297218 A1	10/2014	Yuen	
2014/0364703 A1	12/2014	Kim et al.	
2015/0119676 A1	4/2015	Okuda et al.	
2015/0148619 A1	5/2015	Berg et al.	
2015/0313543 A1	11/2015	Martinez et al.	
2015/0342269 A1	12/2015	Oleson et al.	
2015/0366504 A1	12/2015	Connor	
2015/0375042 A1	12/2015	Schaffer	
2016/0058363 A1	3/2016	Hayes-Gill et al.	
2016/0120470 A1	5/2016	Bogdanovich	
2016/0128632 A1	5/2016	Wiebe	
2016/0242696 A1	8/2016	Bologna	

\* cited by examiner

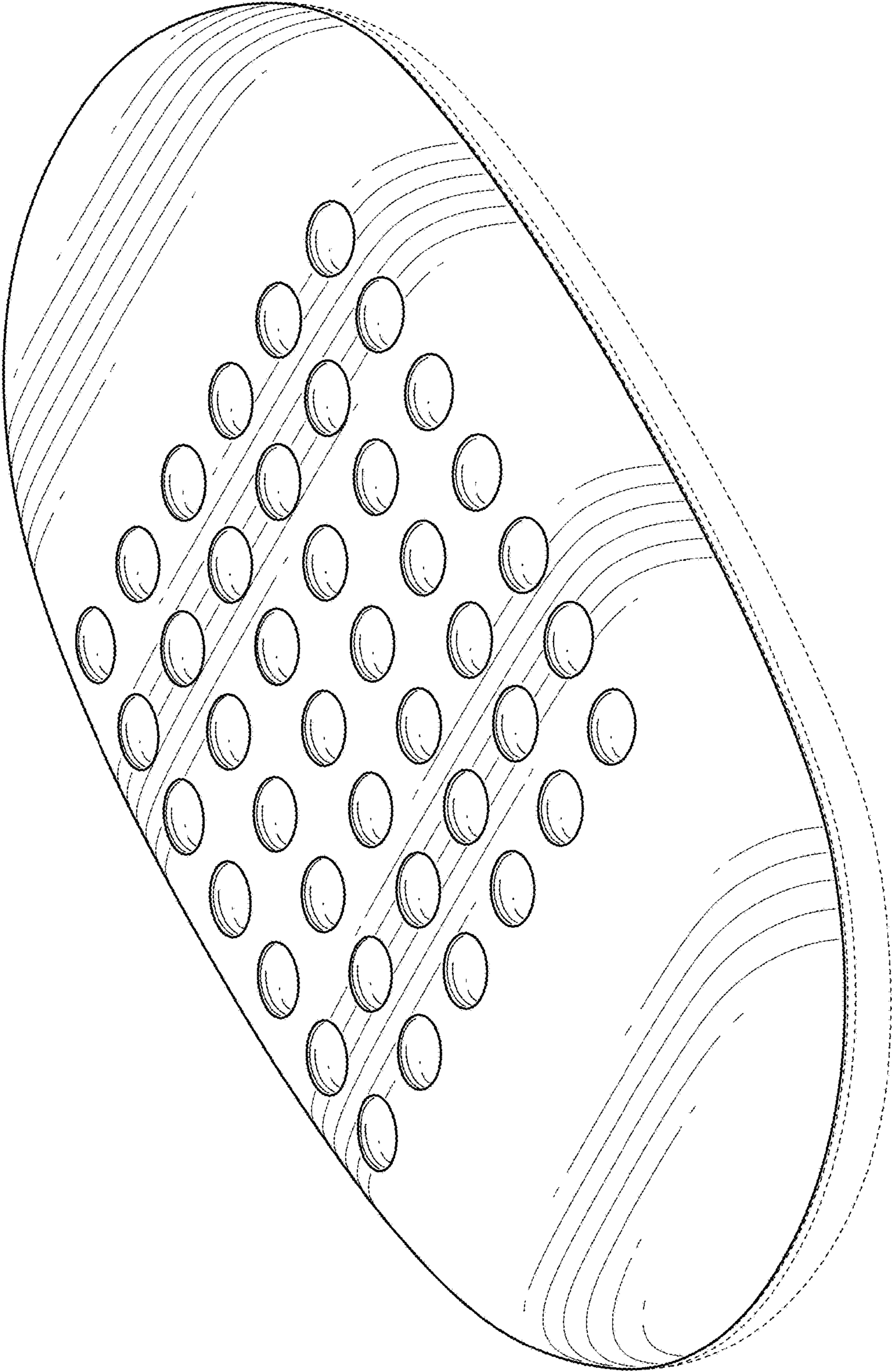


FIG. 1



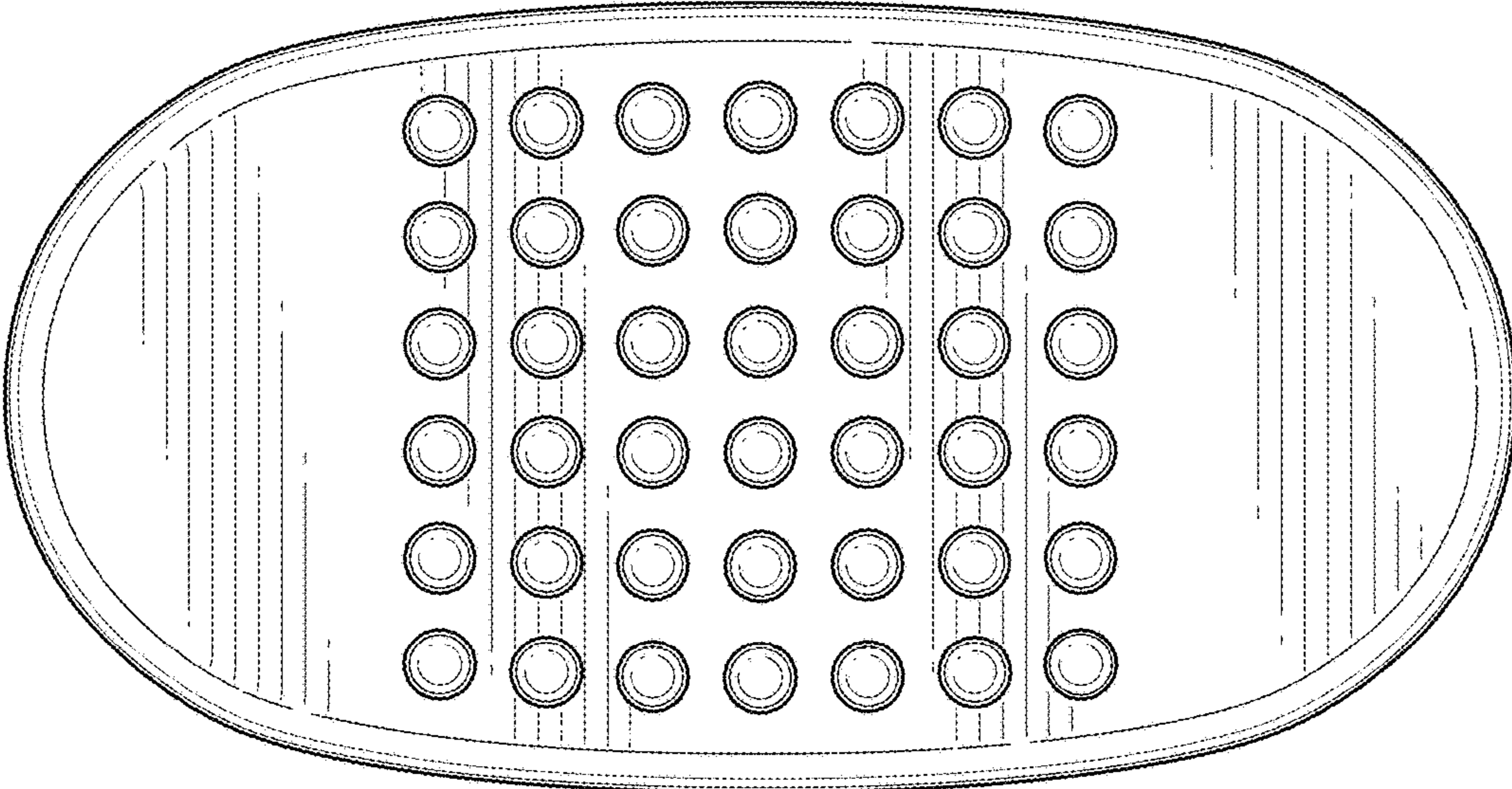


FIG. 2

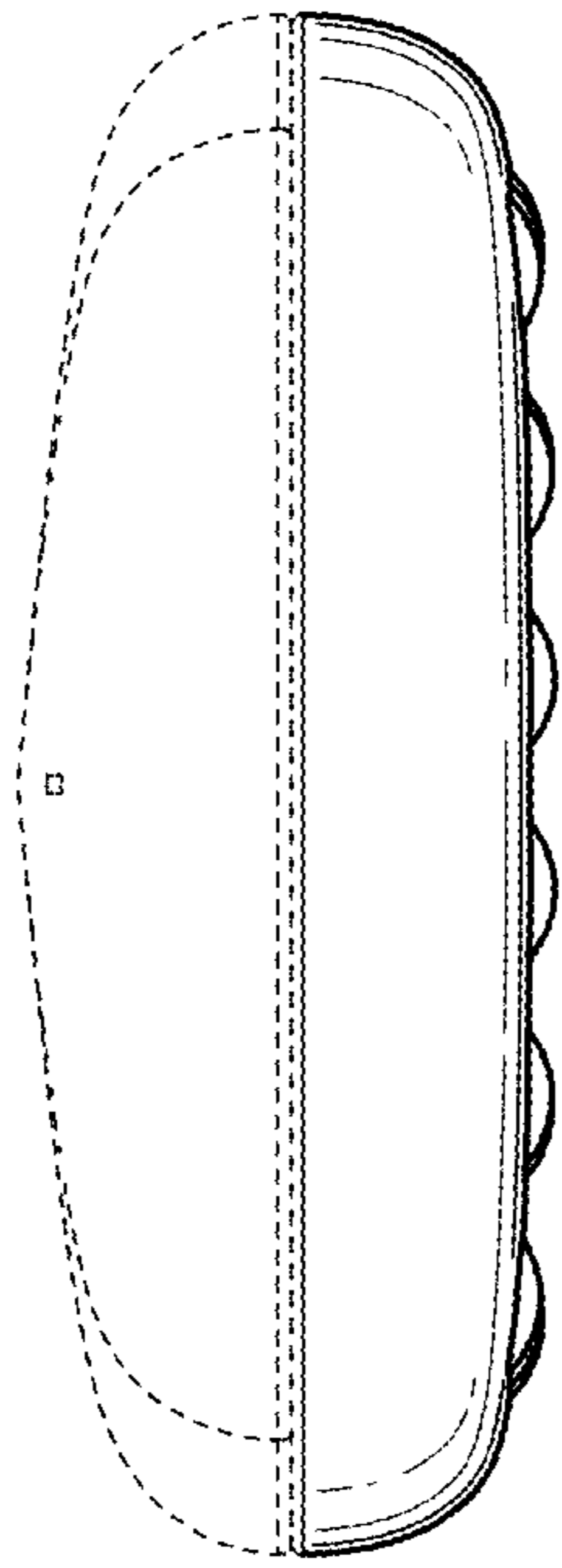


FIG. 3




FIG. 4