



US00D842466S

(12) **United States Design Patent** (10) **Patent No.:** **US D842,466 S**
Buell et al. (45) **Date of Patent:** **** Mar. 5, 2019**

(54) **MENSTRUAL PRODUCT APPLICATOR**

(71) Applicant: **Edgewell Personal Care Brands, LLC**, Chesterfield, MO (US)

(72) Inventors: **Sezen Buell**, Waldwick, NJ (US);
Robert F. Rosasco, III, Woodbridge, CT (US)

(73) Assignee: **Edgewell Personal Care Brands, LLC.**, Chesterfield, MO (US)

(**) Term: **15 Years**

(21) Appl. No.: **29/642,900**

(22) Filed: **Apr. 3, 2018**

Related U.S. Application Data

(63) Continuation of application No. 29/571,876, filed on Jul. 22, 2016, now Pat. No. Des. 816,839.

(51) **LOC (11) Cl.** **24-02**

(52) **U.S. Cl.**
USPC **D24/141**

(58) **Field of Classification Search**
USPC D24/114, 130, 133, 135; D9/552, 556, D9/557; 604/11-18, 206, 363, 904
CPC A61B 1/00; A61B 1/31; A61B 1/00154; A61F 13/20; A61F 13/26; A61F 13/263; A61F 13/266; A61F 13/2051; A61F 13/2097; A61F 13/2077; A61F 13/55185
See application file for complete search history.

(56) **References Cited**

U.S. PATENT DOCUMENTS

D492,033 S	6/2004	Jarmon
D512,142 S	11/2005	Weber et al.
D515,212 S	2/2006	Edgett et al.
D517,691 S	3/2006	Turchi et al.
D527,692 S	9/2006	Yoshimatsu

D559,983 S	1/2008	Edgett et al.	
D572,362 S	7/2008	Edgett et al.	
D602,587 S	10/2009	Edgett et al.	
D612,940 S	3/2010	Edgett et al.	
7,727,208 B2	6/2010	Lemay et al.	
D626,650 S	11/2010	Edgett et al.	
D664,656 S	7/2012	Avigdor	
8,337,478 B2	12/2012	Lemay et al.	
D756,518 S	5/2016	Bischoff	
D772,409 S	11/2016	Buell	
D792,591 S	7/2017	De Soto-Burt	
D816,839 S *	5/2018	Buell	D24/141
D817,490 S *	5/2018	Buell	D24/141
D819,206 S *	5/2018	Buell	D24/141
D819,813 S *	6/2018	Buell	D24/141
D819,814 S *	6/2018	Buell	D24/141

(Continued)

OTHER PUBLICATIONS

U.S. Appl. No. 29/571,876, ExParte Quayle Action, dated Oct. 5, 2017.

Primary Examiner — Wan Laymon
Assistant Examiner — Clint A Samuel

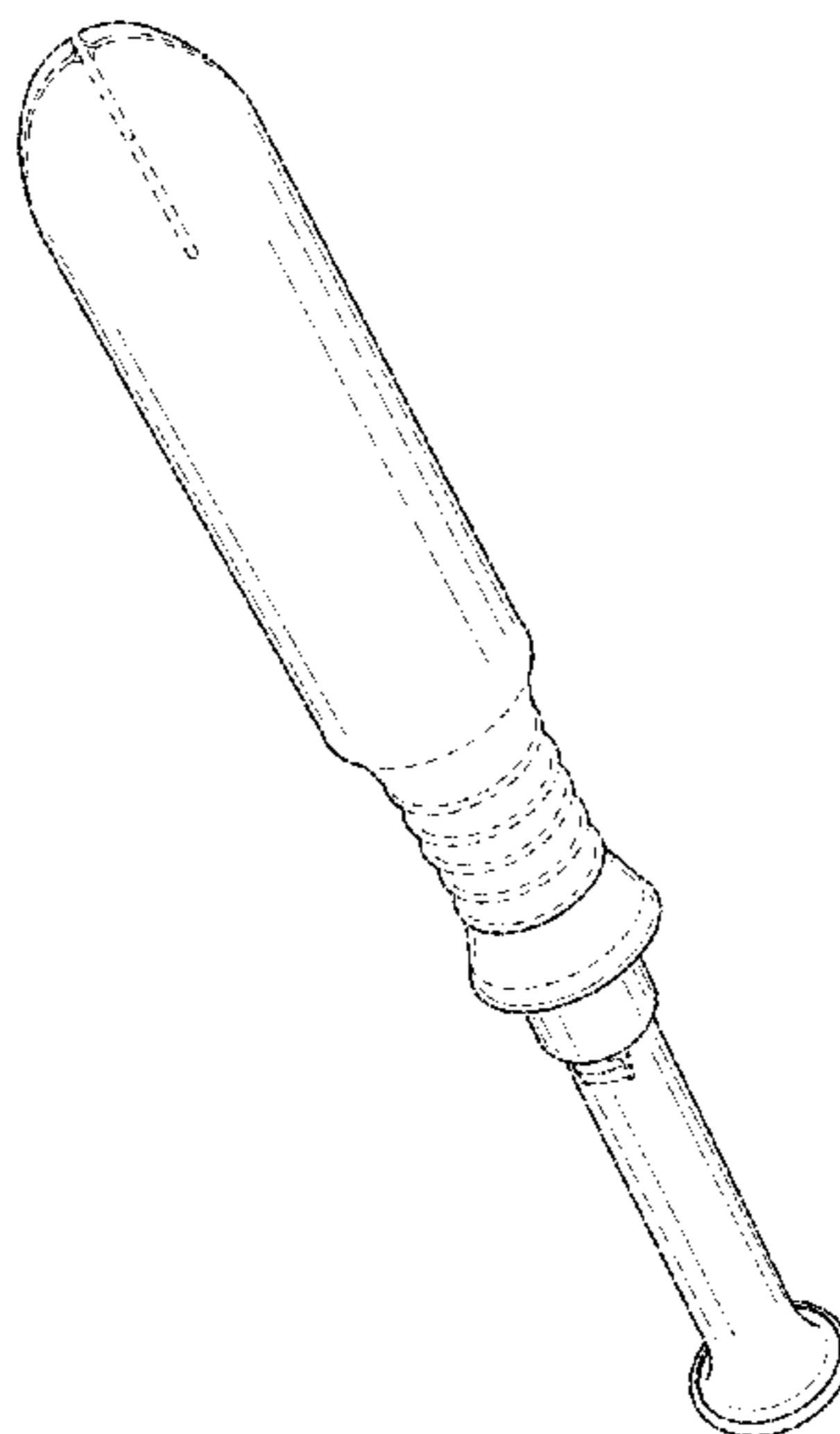
(57) **CLAIM**

We claim the ornamental design for a menstrual product applicator, as shown and described.

DESCRIPTION

FIG. 1 is a front perspective view of the menstrual product applicator.
FIG. 2 is a front view of FIG. 1.
FIG. 3 is a right side view of FIG. 2.
FIG. 4 is a back side view of FIG. 2.
FIG. 5 is a left side view of FIG. 2.
FIG. 6 is a top view thereof; and,
FIG. 7 is a bottom view thereof.
The broken lines in the figures depict environmental subject matter only and form no part of the claimed design.

1 Claim, 3 Drawing Sheets



(56)

References Cited

U.S. PATENT DOCUMENTS

2004/0054317 A1 3/2004 Lemay et al.
2010/0204636 A1 8/2010 LeMay et al.
2013/0066254 A1 3/2013 LeMay et al.
2013/0331763 A1 12/2013 Ito et al.
2014/0046239 A1 2/2014 Taniguchi et al.
2014/0052048 A1 2/2014 Taniguchi et al.
2014/0088485 A1 3/2014 Ito
2015/0105711 A1 4/2015 LeMay et al.
2017/0342236 A1* 11/2017 Bond C08K 3/34
2018/0125726 A1* 5/2018 Buell A61F 13/266
2018/0250172 A1* 9/2018 Turner A61F 13/2002

* cited by examiner

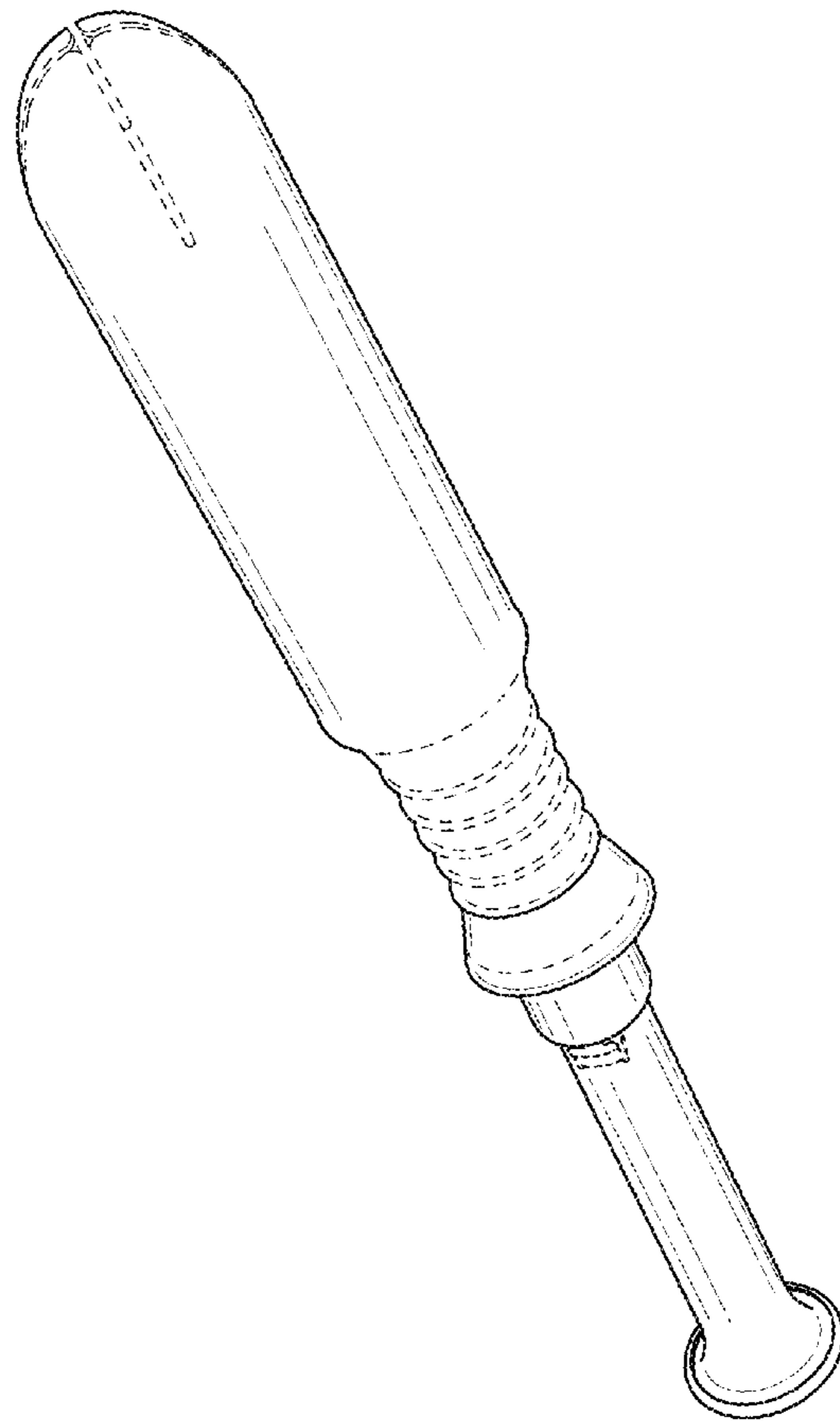


FIG. 1

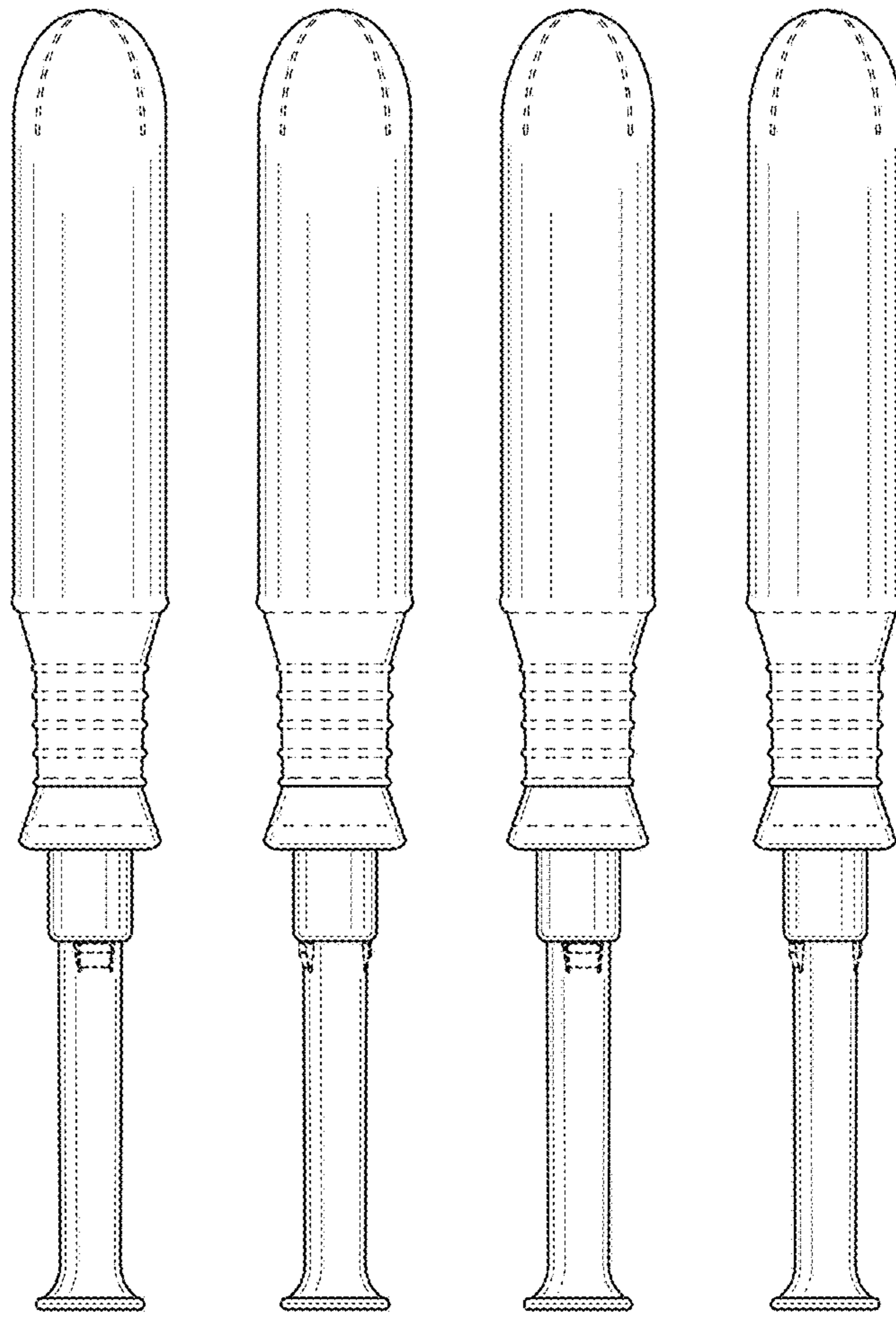


FIG. 2

FIG. 3

FIG. 4

FIG. 5

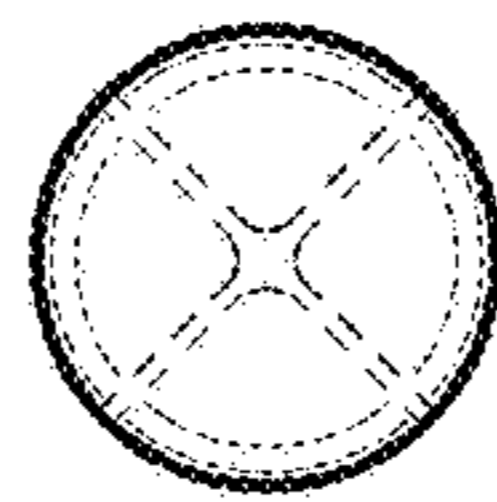


FIG. 6

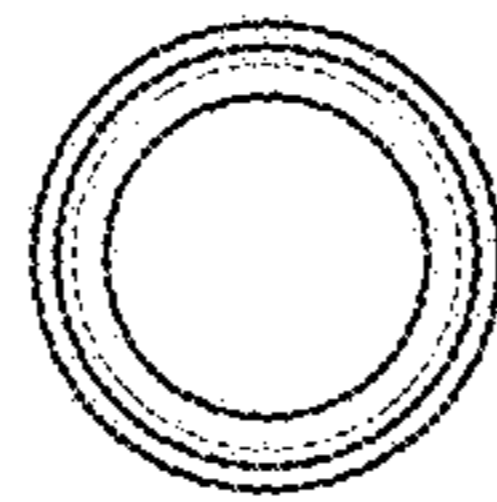


FIG. 7