

US00D842458S

(12) **United States Design Patent** (10) **Patent No.:** **US D842,458 S**
Protasiewicz et al. (45) **Date of Patent:** **** Mar. 5, 2019**

(54) **INJECTION ASSIST DEVICE**
 (71) Applicant: **West Pharmaceutical Services, Inc.**,
 Exton, PA (US)
 (72) Inventors: **Raymond Protasiewicz**, Whippany, NJ
 (US); **Brian Costello**, Whitehouse
 Station, NJ (US)
 (73) Assignee: **West Pharmaceutical Services, Inc.**,
 Exton, PA (US)

8,926,525 B2 1/2015 Hulvershorn et al.
 9,008,764 B2 4/2015 Larsen
 9,373,269 B2 6/2016 Bergman et al.
 9,443,445 B2 9/2016 Laurusonis et al.
 9,457,153 B2 10/2016 Marano, Jr. et al.
 9,460,638 B2 10/2016 Baker et al.
 D776,874 S * 1/2017 Kling D24/133
 D782,685 S * 3/2017 Pippel D24/186
 9,668,682 B2 6/2017 Brister et al.
 D795,423 S * 8/2017 Chen D24/133

(Continued)

(**) Term: **15 Years**

(21) Appl. No.: **29/625,016**

(22) Filed: **Nov. 6, 2017**

(51) **LOC (11) Cl.** **24-02**

(52) **U.S. Cl.**
 USPC **D24/113**

(58) **Field of Classification Search**
 USPC D24/112-114, 108, 133, 130, 127, 186;
 606/181, 185; 604/264, 272, 187, 181,
 604/184, 227
 CPC A61M 5/427; A61M 5/178; A61M 3/00;
 A61M 5/20; A61M 5/31; A61M 5/3146;
 A61M 5/3129; A61M 5/3148; A61M
 5/315

See application file for complete search history.

(56) **References Cited**

U.S. PATENT DOCUMENTS

5,809,997 A 9/1998 Wolf
 6,202,642 B1 3/2001 McKinnon et al.
 6,254,586 B1 7/2001 Mann et al.
 D486,908 S * 2/2004 Himbert D24/113
 D618,334 S * 6/2010 Le D24/108
 D650,894 S * 12/2011 Gonzalez D24/108
 D681,195 S * 4/2013 Skulley D24/113
 8,425,425 B2 4/2013 Nagy et al.
 D687,141 S * 7/2013 Schneider D24/108
 D719,651 S * 12/2014 Hoffmann D24/133

FOREIGN PATENT DOCUMENTS

WO 2016054634 A1 4/2016

Primary Examiner — David G Muller

(74) *Attorney, Agent, or Firm* — Panitch Schwarze
 Belisario & Nadel LLP

(57) **CLAIM**

The ornamental design for an injection assist device, as shown and described.

DESCRIPTION

The file of this patent contains at least one drawing executed in color. Copies of this patent with color drawings will be provided by the Patent and Trademark Office upon request and payment of the necessary fee.

FIG. 1 is a front and top perspective view of an injection assist device in accordance with my new design;

FIG. 2 is a front elevational view thereof;

FIG. 3 is a rear elevational view thereof;

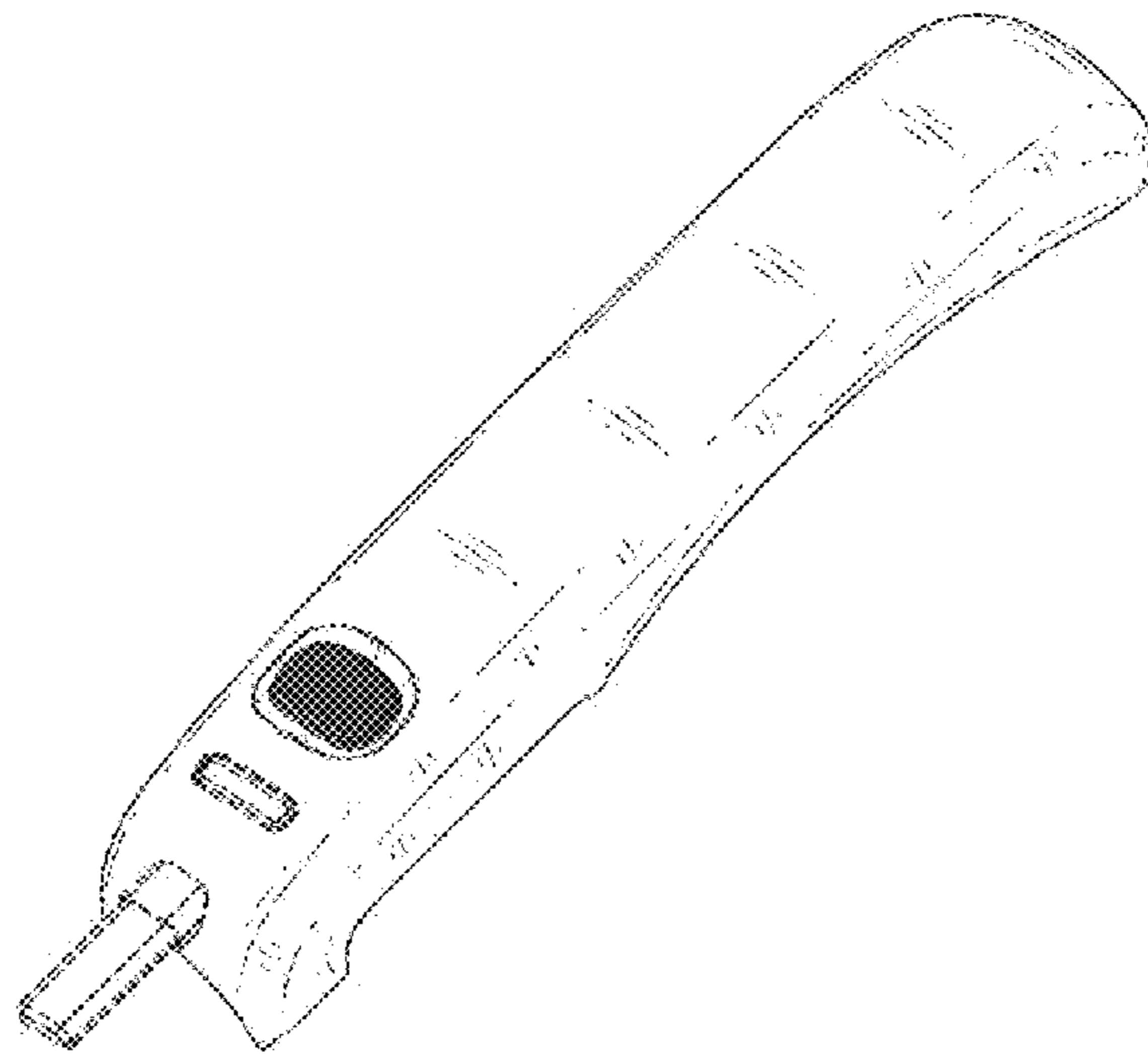
FIG. 4 is a top plan view thereof;

FIG. 5 is a bottom plan view thereof; and,

FIG. 6 is a left side elevational view thereof, a right side elevational view being identical.

The broken line showing of parts of the drawings is included for the purpose of illustrating use and environment and forms no part of the claimed design.

1 Claim, 4 Drawing Sheets
(3 of 4 Drawing Sheet(s) Filed in Color)



(56)

References Cited

U.S. PATENT DOCUMENTS

9,743,875	B2	8/2017	Maguire et al.	
D809,123	S *	1/2018	Ishikawa	D24/108
D818,116	S *	5/2018	Teufel	D24/112
D820,972	S *	6/2018	Klever	D24/108
2011/0202012	A1	8/2011	Bartlett	
2014/0303564	A1	10/2014	Roberts et al.	
2014/0324021	A1	10/2014	Ulrich et al.	
2014/0335494	A1	11/2014	Yanev et al.	
2015/0004582	A1	1/2015	Baker et al.	
2015/0119666	A1	4/2015	Brister et al.	
2015/0170545	A1	6/2015	Baker et al.	
2015/0374273	A1	12/2015	Maguire et al.	
2015/0379899	A1	12/2015	Baker et al.	
2015/0379900	A1	12/2015	Samosky et al.	
2016/0113576	A1	4/2016	Hulvershorn et al.	
2016/0121056	A1	5/2016	Edwards et al.	
2016/0284239	A1	9/2016	Bergman et al.	
2016/0287241	A1	10/2016	Azevedo	
2016/0293053	A1	10/2016	Azevedo	
2016/0310663	A1	10/2016	Dantsker	
2016/0335920	A1	11/2016	Bendek et al.	
2016/0367766	A1	12/2016	Baker et al.	
2016/0374612	A9	12/2016	Hulvershorn et al.	

* cited by examiner

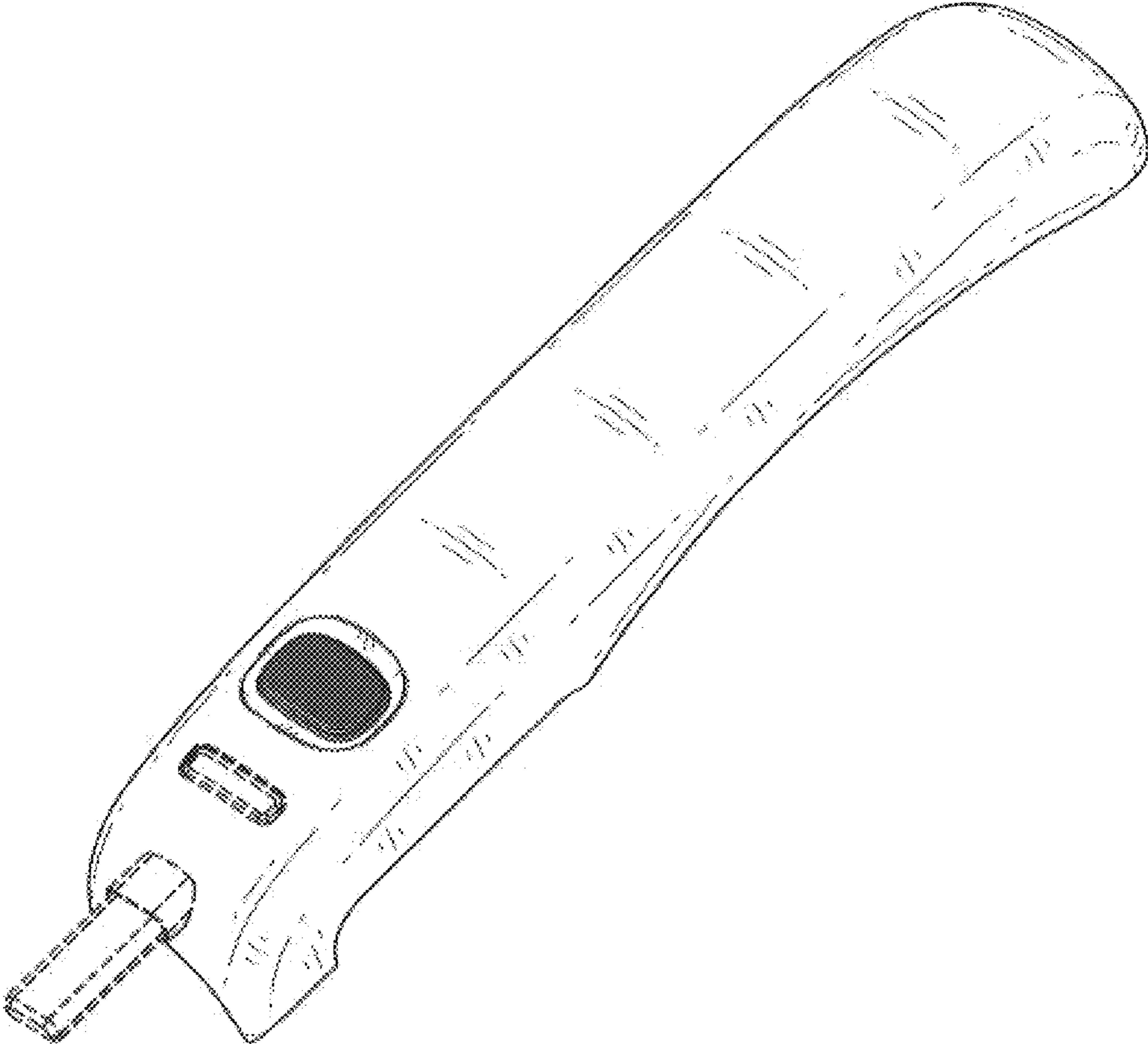


Fig. 1

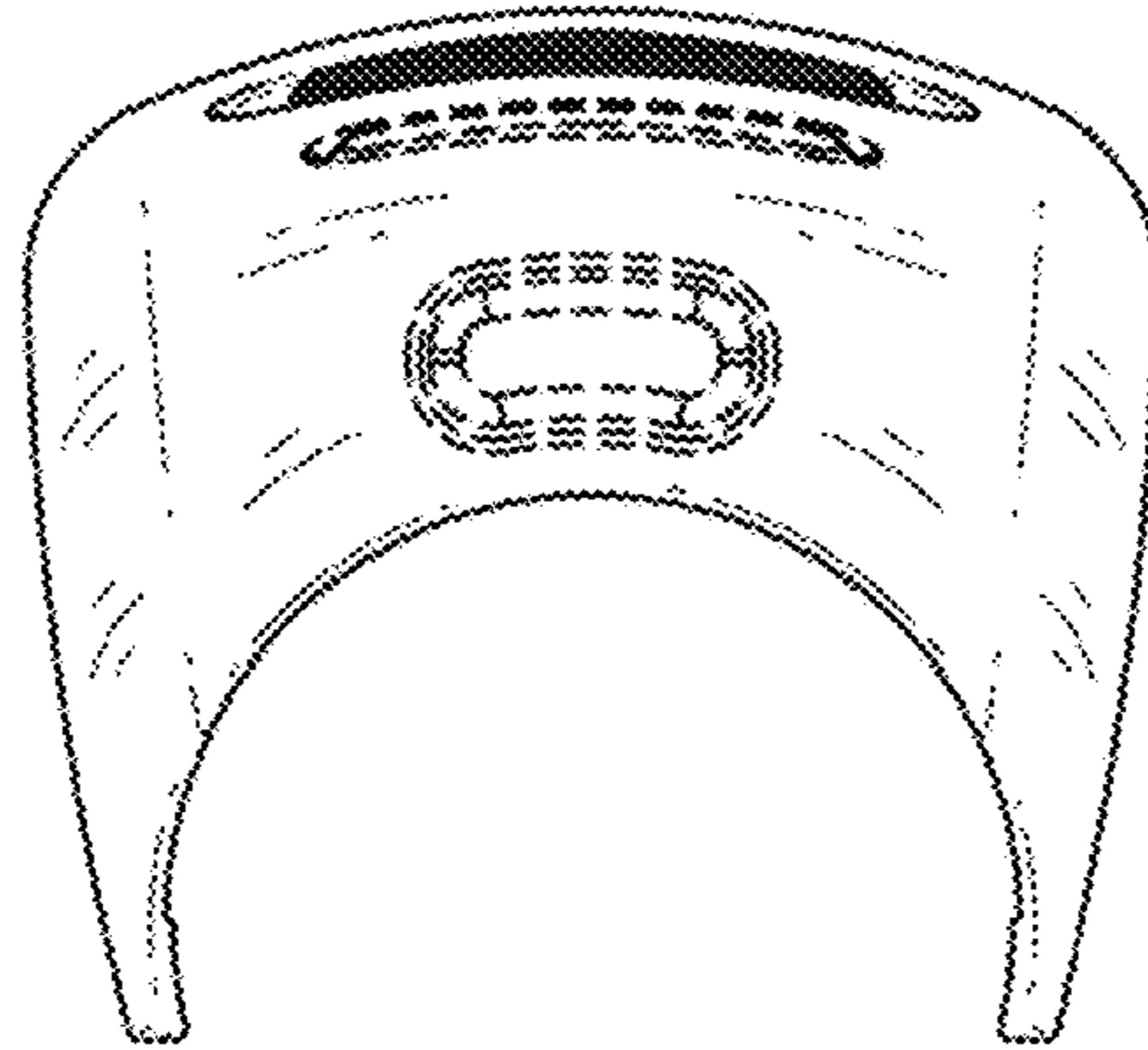


Fig. 2

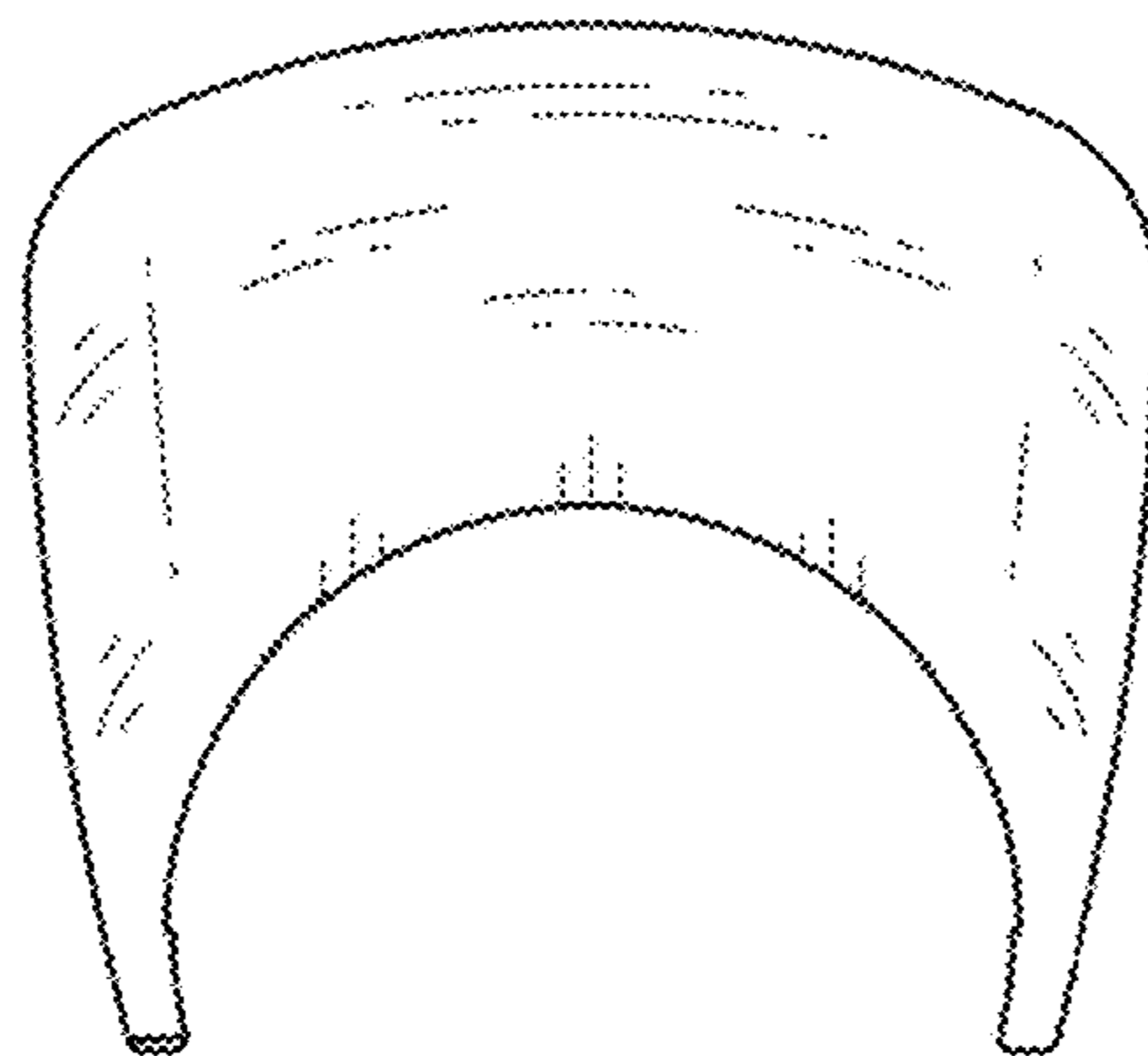


Fig. 3




Fig. 4

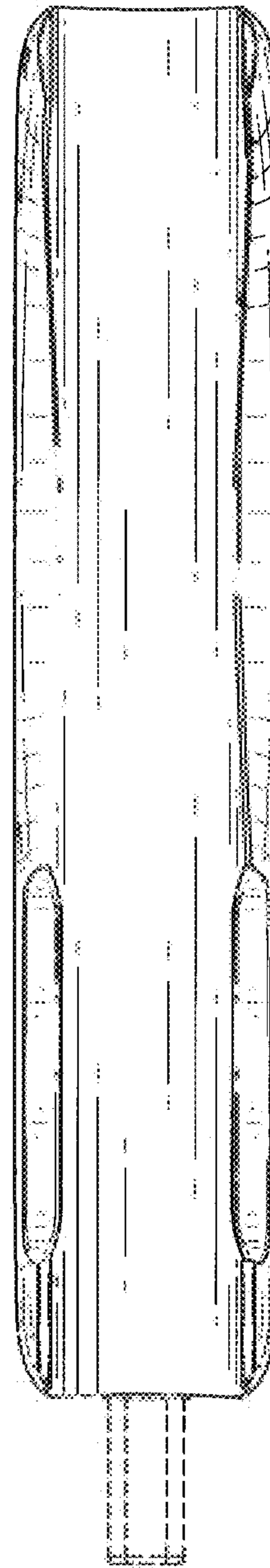


Fig. 5




Fig. 6




Fig. 7