



US00D842457S

(12) **United States Design Patent**
Partsch, IV

(10) **Patent No.:** **US D842,457 S**

(45) **Date of Patent:** **** Mar. 5, 2019**

(54) **DOUCHE/ENEMA TIP ADAPTABLE FOR A WATER BOTTLE**

(71) Applicant: **George J. Partsch, IV**, Norco, CA (US)

(72) Inventor: **George J. Partsch, IV**, Norco, CA (US)

(**) Term: **15 Years**

(21) Appl. No.: **29/632,869**

(22) Filed: **Jan. 10, 2018**

(51) **LOC (11) Cl.** **24-02**

(52) **U.S. Cl.**
USPC **D24/112**

(58) **Field of Classification Search**
USPC D24/112-115, 118, 194, 196, 108, 133, D24/130, 127, 186; 606/181, 185; 604/264, 272, 187, 181, 184, 227
CPC A61M 3/02; A61M 3/0262; A61M 5/178; A61M 3/00; A61M 5/20; A61M 5/31; A61M 5/3146; A61M 5/3129; A61M 5/3148; A61M 5/315
See application file for complete search history.

(56) **References Cited**

U.S. PATENT DOCUMENTS

2,888,929	A *	6/1959	Bray	A61J 17/001 606/236
3,144,866	A *	8/1964	Ellis	A61M 3/0262 122/406.4
D250,546	S *	12/1978	Pick	D24/115
4,200,097	A *	4/1980	Hobbs, Jr.	A61M 3/0262 604/213
4,336,801	A *	6/1982	Sentell	A61B 1/32 604/278
D285,970	S *	9/1986	Pritchard	D24/115
D319,699	S *	9/1991	Dunning	D24/115

D387,868	S *	12/1997	Wilburn	D24/194
6,190,366	B1 *	2/2001	Tani	A61H 35/00 222/211
D575,405	S *	8/2008	Spalding	D24/194
D610,691	S *	2/2010	Benedetto	D24/194
D712,535	S *	9/2014	Du	D24/108
D785,785	S *	5/2017	Castropil Logarzo	D24/118

* cited by examiner

Primary Examiner — David G Muller

(74) *Attorney, Agent, or Firm* — WPAT, P.C., Intellectual Property Attorneys; Anthony King

(57) **CLAIM**

The ornamental design for a douche/enema tip adaptable for a water bottle, as shown and described.

DESCRIPTION

FIG. 1 is a perspective view of the douche/enema tip adaptable for a water bottle;

FIG. 2 is a front view of the douche/enema tip adaptable for a water bottle of FIG. 1, the back side being a mirror image thereof;

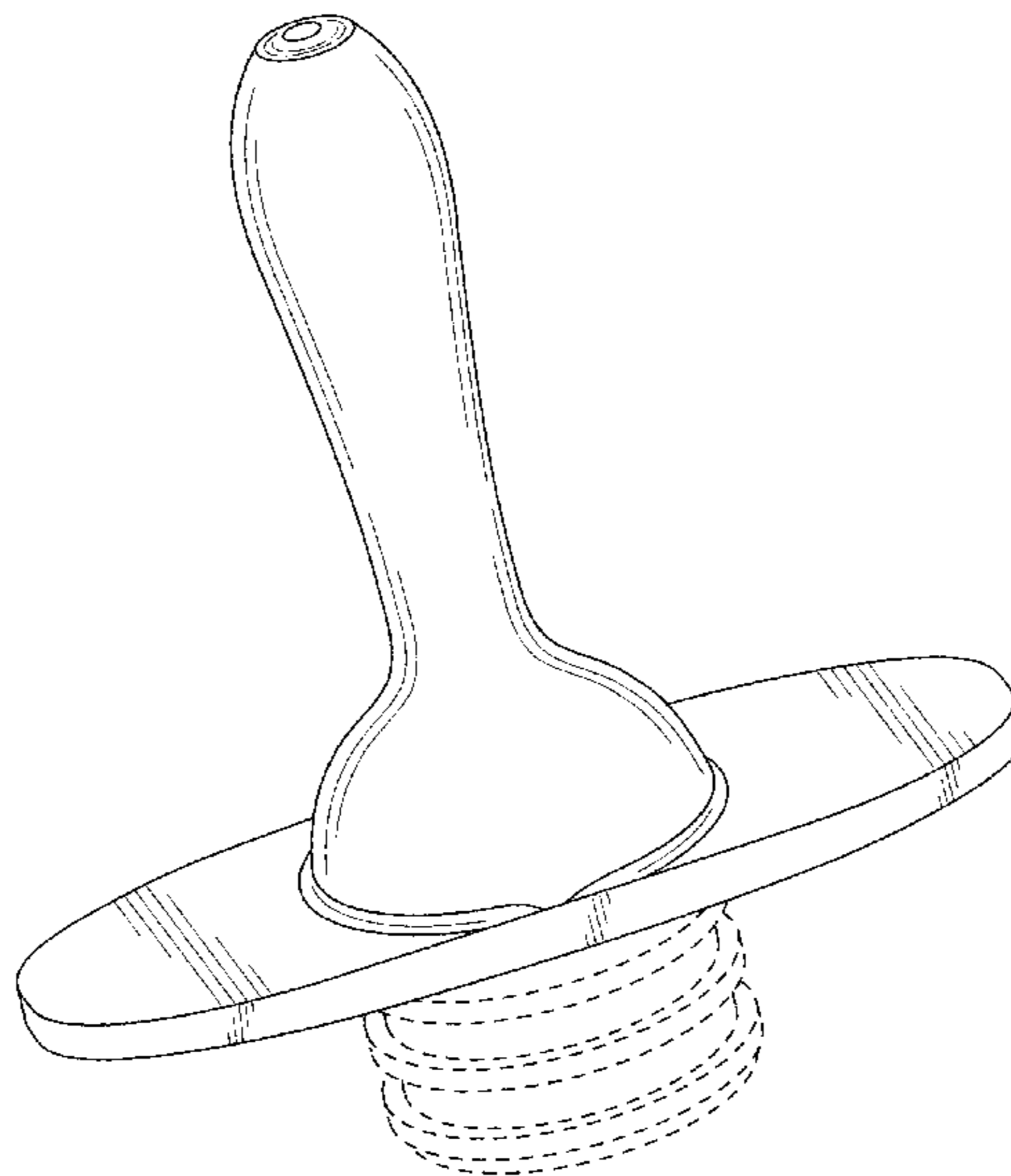
FIG. 3 is a left side view of the douche/enema tip adaptable for a water bottle of FIG. 1; the right side being a mirror image thereof;

FIG. 4 is a top view of the douche/enema tip adaptable for a water bottle of FIG. 1; and,

FIG. 5 is a bottom view of the douche/enema tip adaptable for a water bottle of FIG. 1, the bottom of the table is not illustrated as it forms no part of the present invention.

The broken lines shown in FIGS. 1,2,3,5, illustrate portions of the (insert tip, collar, O-ring) that form no part of the claimed design.

1 Claim, 4 Drawing Sheets



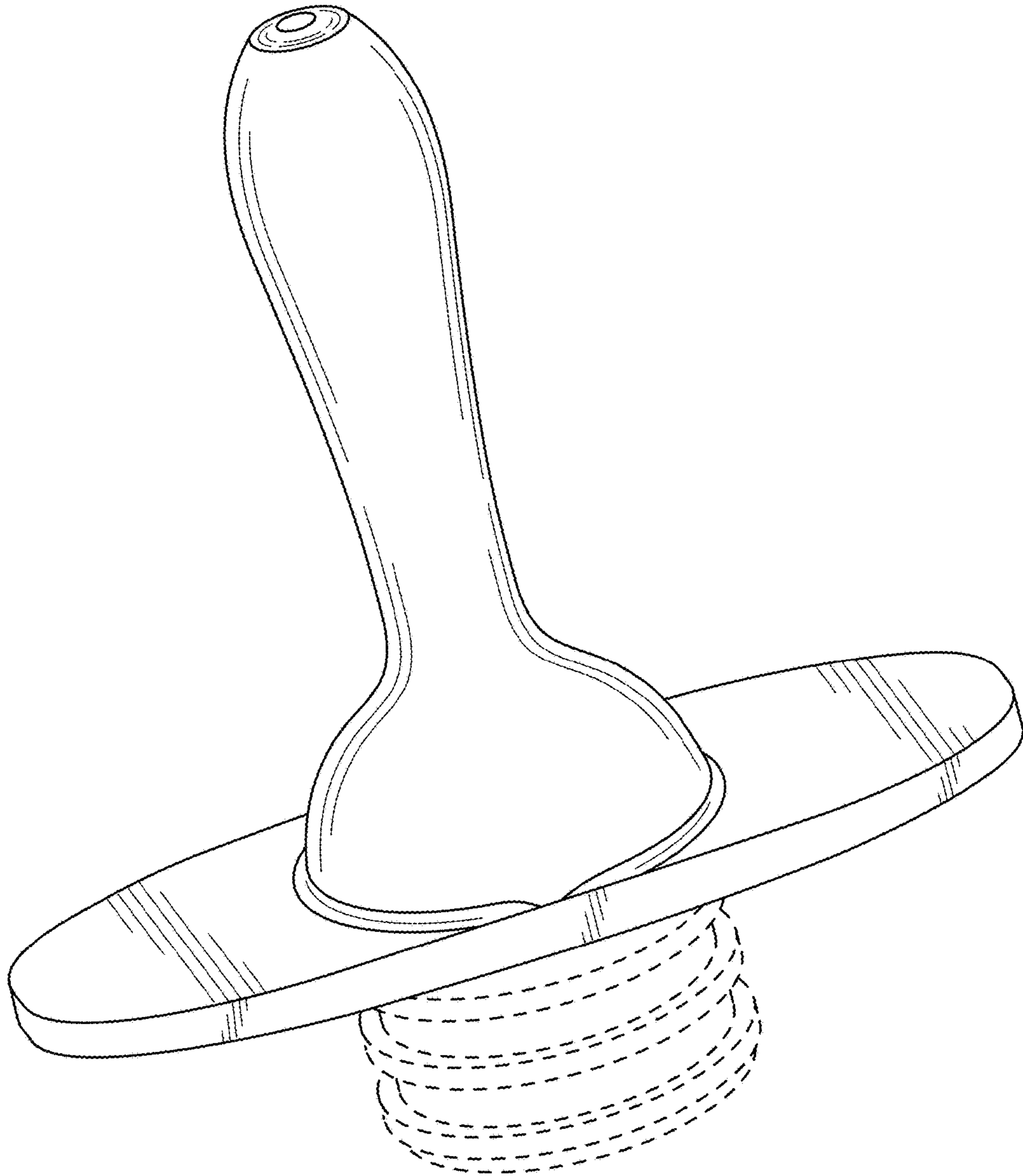


FIG. 1

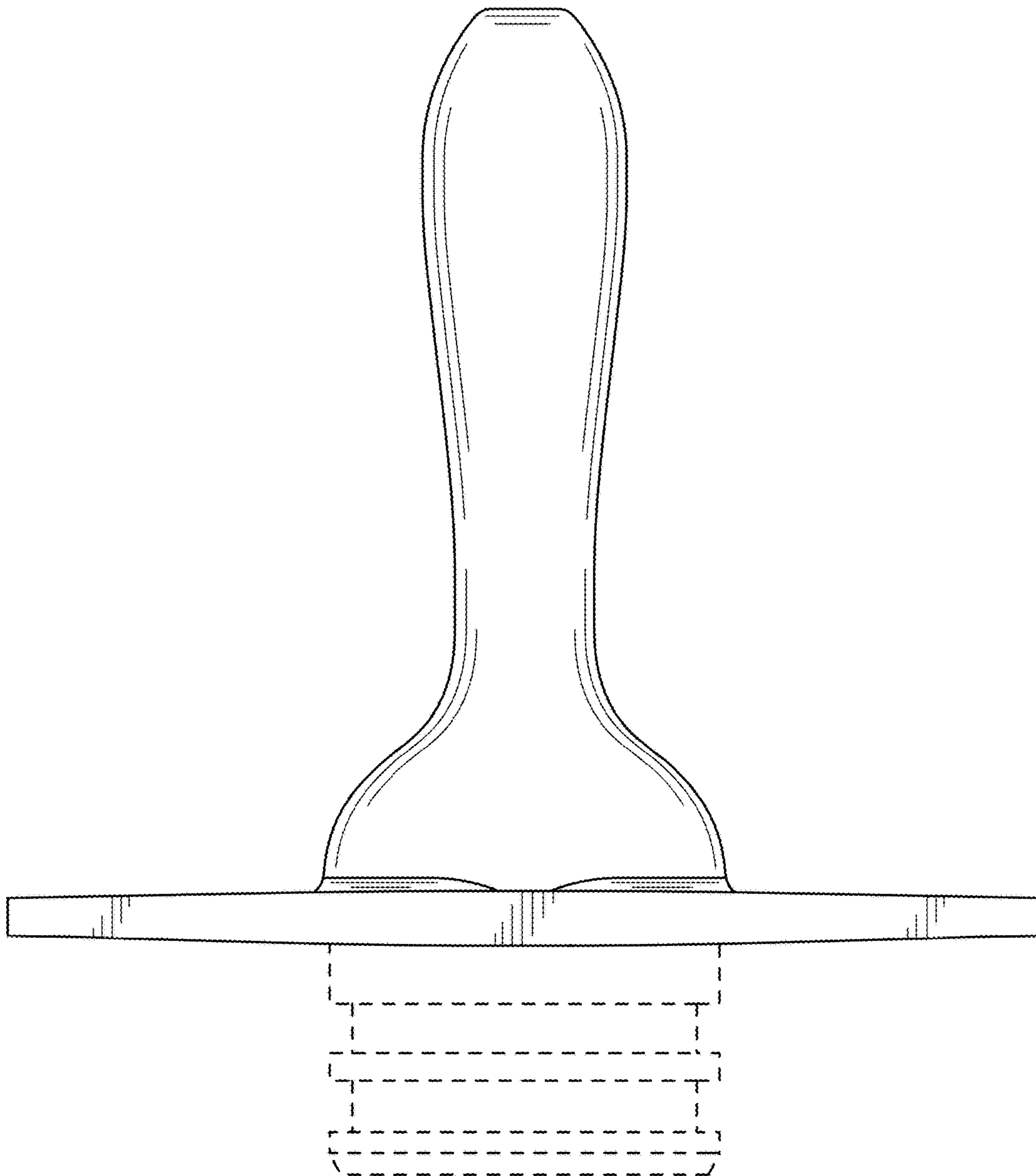


FIG. 2

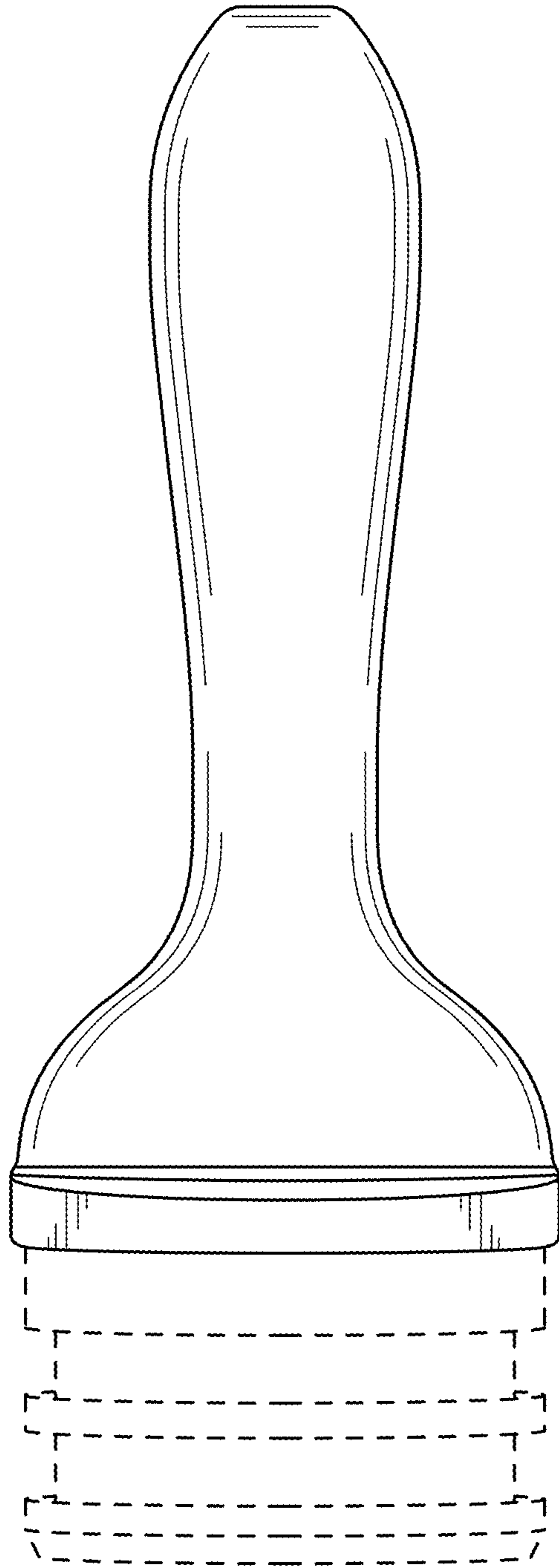


FIG. 3

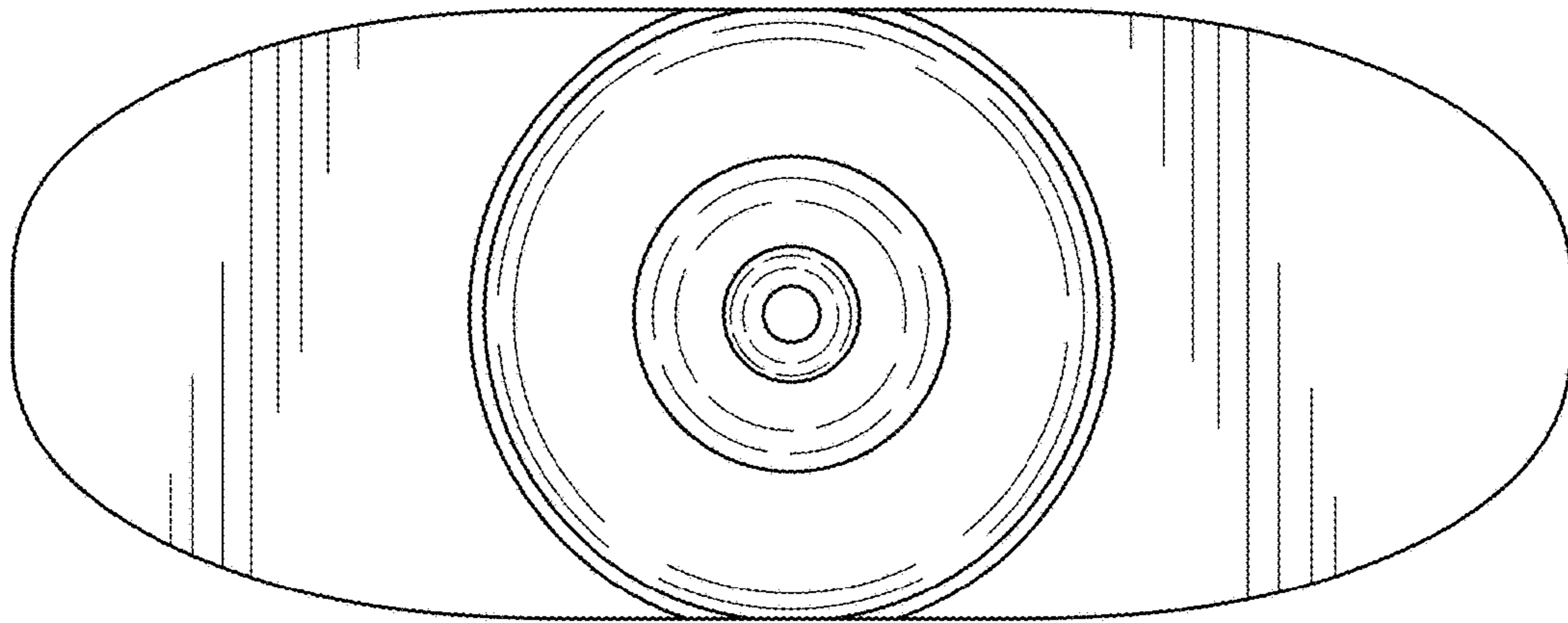


FIG. 4

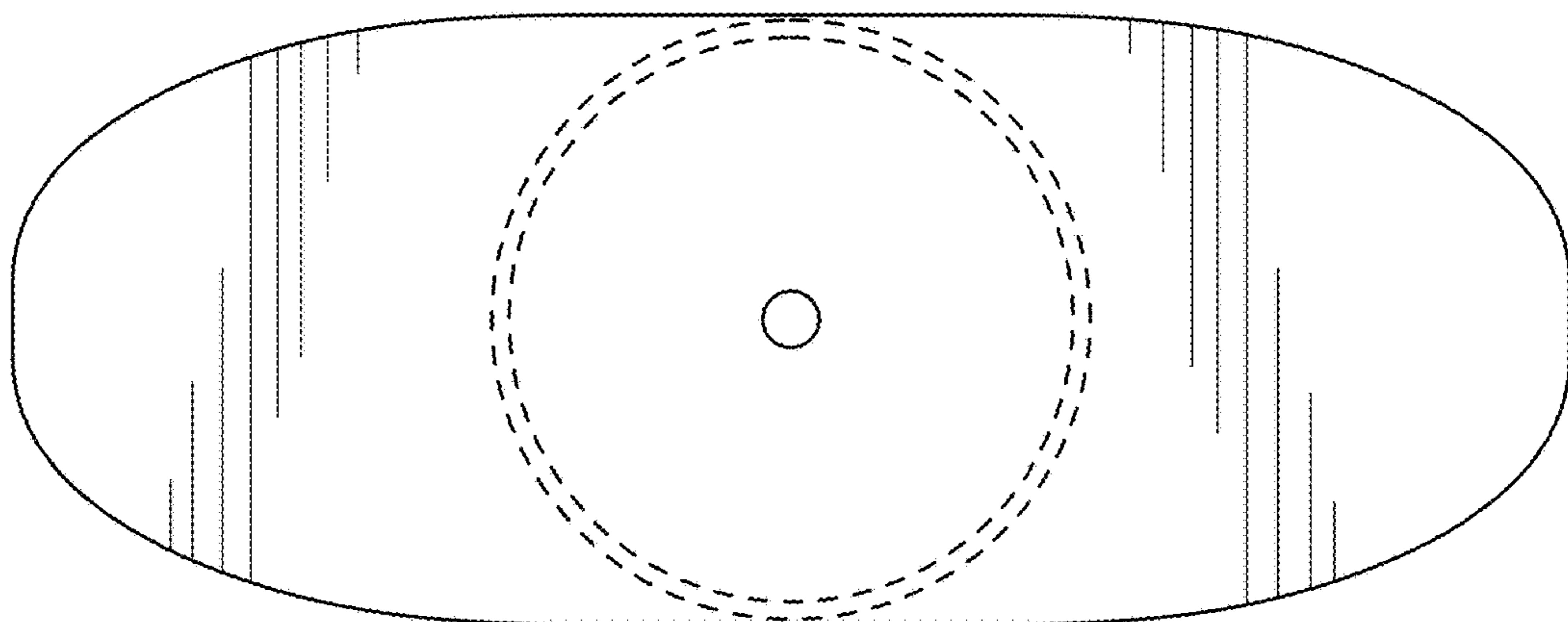


FIG. 5