



US00D842428S

(12) **United States Design Patent**  
**Choi**

(10) **Patent No.:** **US D842,428 S**  
(45) **Date of Patent:** **\*\* Mar. 5, 2019**

- (54) **WATER PURIFIER**
- (71) Applicant: **Coway Co., Ltd.**, Gongju-si (KR)
- (72) Inventor: **Jong Ho Choi**, Seoul (KR)
- (73) Assignee: **Coway Co., Ltd.**, Gongju-si (KR)
- (\*\*) Term: **15 Years**

- 8,092,676 B2 \* 1/2012 Dickinson ..... B01D 29/27  
210/175
- D717,911 S \* 11/2014 Moon ..... D23/207
- D718,413 S \* 11/2014 Choi ..... D23/207
- D737,090 S \* 8/2015 Long ..... D23/207
- D770,188 S \* 11/2016 Fang ..... D5/53
- D779,833 S \* 2/2017 Gonzalez ..... D5/50
- D807,472 S \* 1/2018 Peralta ..... D23/207
- D816,797 S \* 5/2018 Lim ..... D23/207
- D825,243 S \* 8/2018 Yoon ..... D7/308

- (21) Appl. No.: **29/630,070**
- (22) Filed: **Dec. 19, 2017**

\* cited by examiner

*Primary Examiner* — Robin V Webster  
(74) *Attorney, Agent, or Firm* — Pearl Cohen Zedek  
Latzer Baratz LLP

(30) **Foreign Application Priority Data**

- Jun. 30, 2017 (KR) ..... 30-2017-0030189
- (51) **LOC (11) Cl.** ..... **23-01**
- (52) **U.S. Cl.**  
USPC ..... **D23/207; D5/99**
- (58) **Field of Classification Search**  
USPC ..... D23/200, 207, 209; 210/497.01; D5/59,  
D5/99  
CPC .... B01D 35/30; B01D 35/153; B01D 35/306;  
B01D 2201/30; B01D 2201/29; B01D  
24/10; B01D 36/02; B01D 29/035; B01D  
29/0009; C02F 1/002; C02F 1/003  
See application file for complete search history.

(57) **CLAIM**

The ornamental design for an water purifier, as shown and described.

(56) **References Cited**

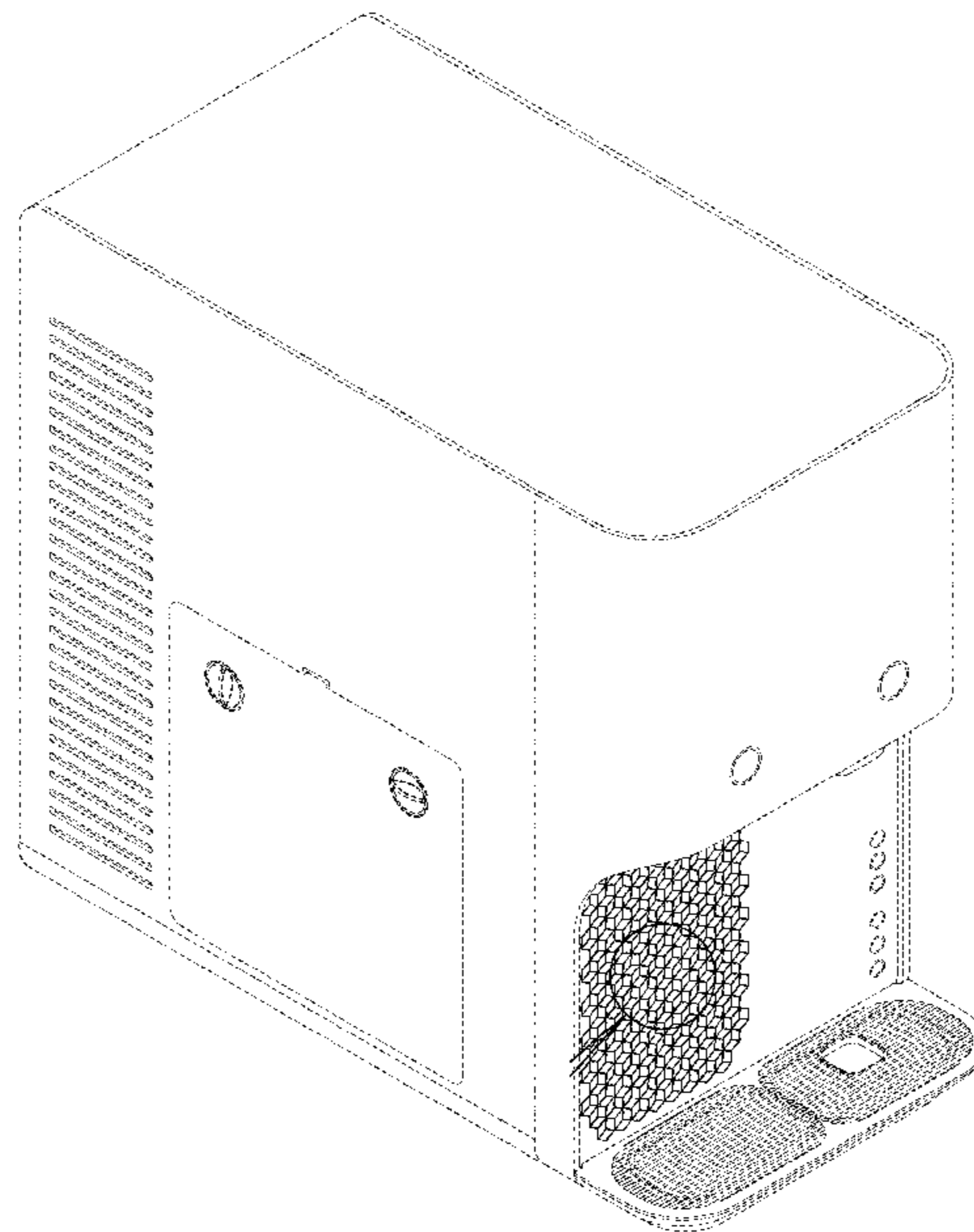
**U.S. PATENT DOCUMENTS**

- D84,341 S \* 6/1931 Herrold ..... B01D 29/27  
D25/157
- D120,952 S \* 6/1940 Carter ..... D5/59
- D486,880 S \* 2/2004 Gracias ..... D23/207
- D641,065 S \* 7/2011 Choi ..... D23/207

**DESCRIPTION**

FIG. 1 is a top, front, left side perspective view of the water purifier;  
FIG. 2 is a front elevational view thereof  
FIG. 3 is a back elevational view thereof;  
FIG. 4 is a left side elevational view thereof;  
FIG. 5 is a right side elevational view thereof;  
FIG. 6 is a top plan view thereof;  
FIG. 7 is a bottom plan view thereof; and,  
FIG. 8 is a magnified perspective view of a portion of FIG. 1.  
The broken lines in the figures show portions of the water purifier that form no part of the claimed design.

**1 Claim, 7 Drawing Sheets**



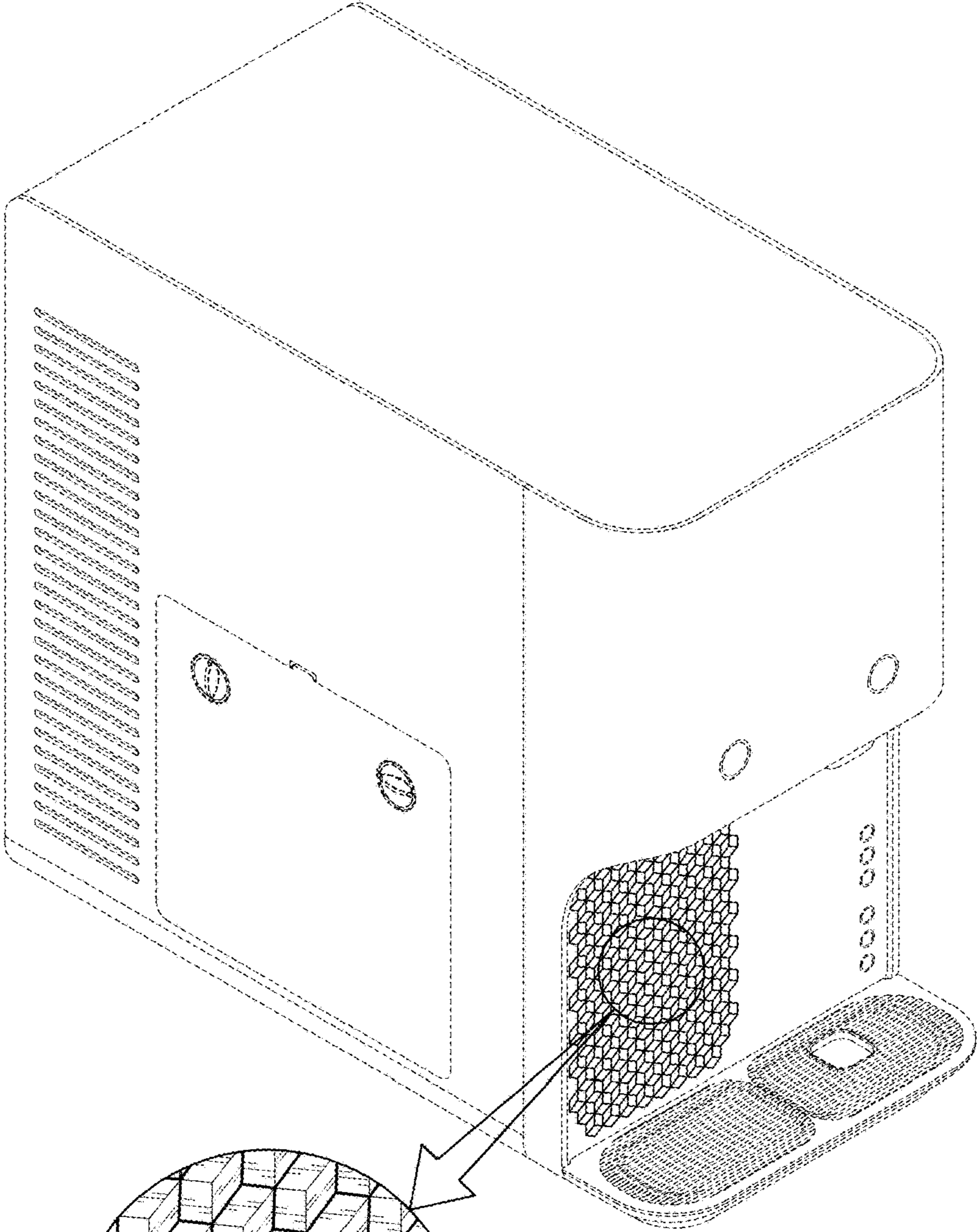


FIG. 1

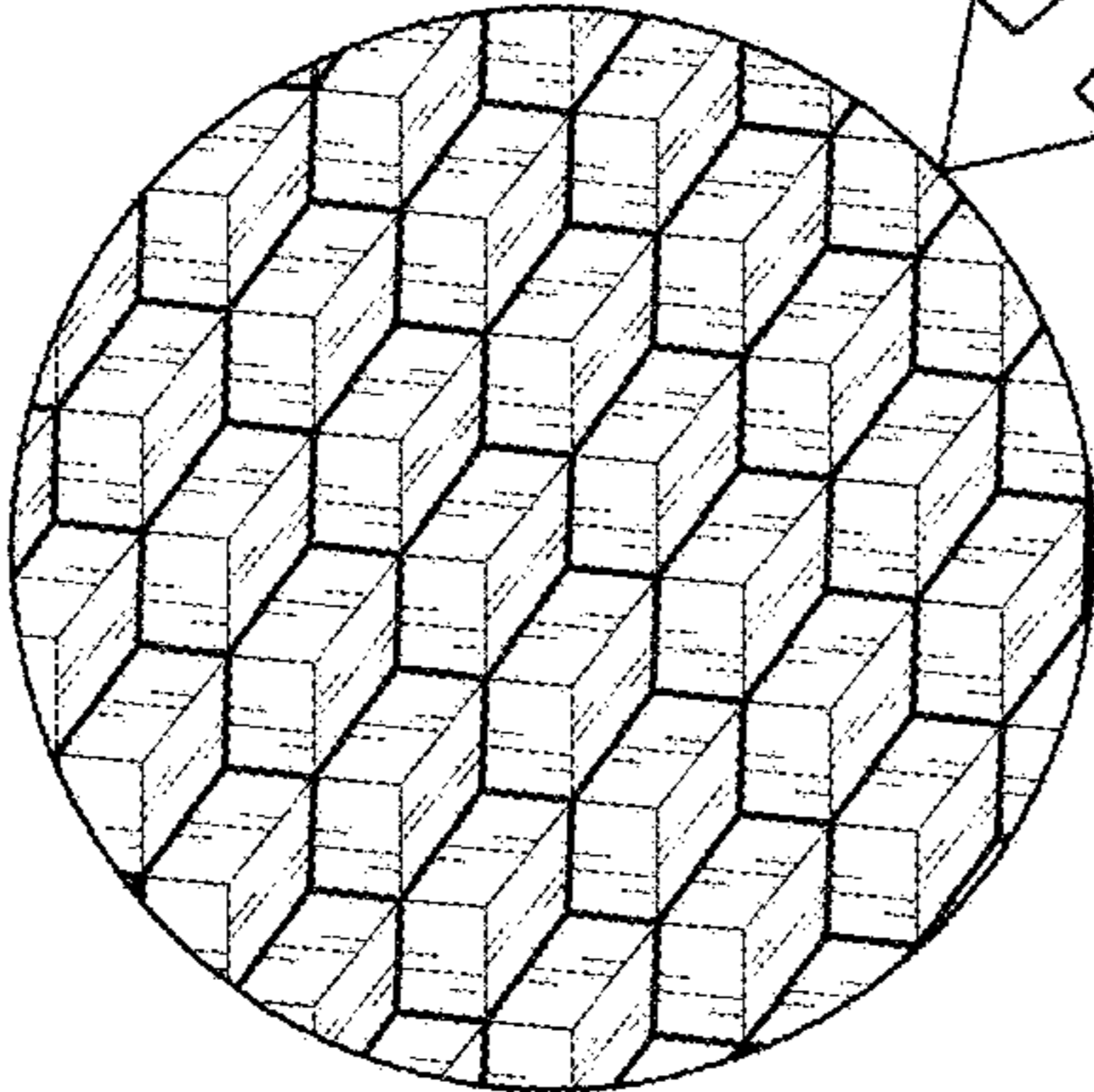


FIG. 8

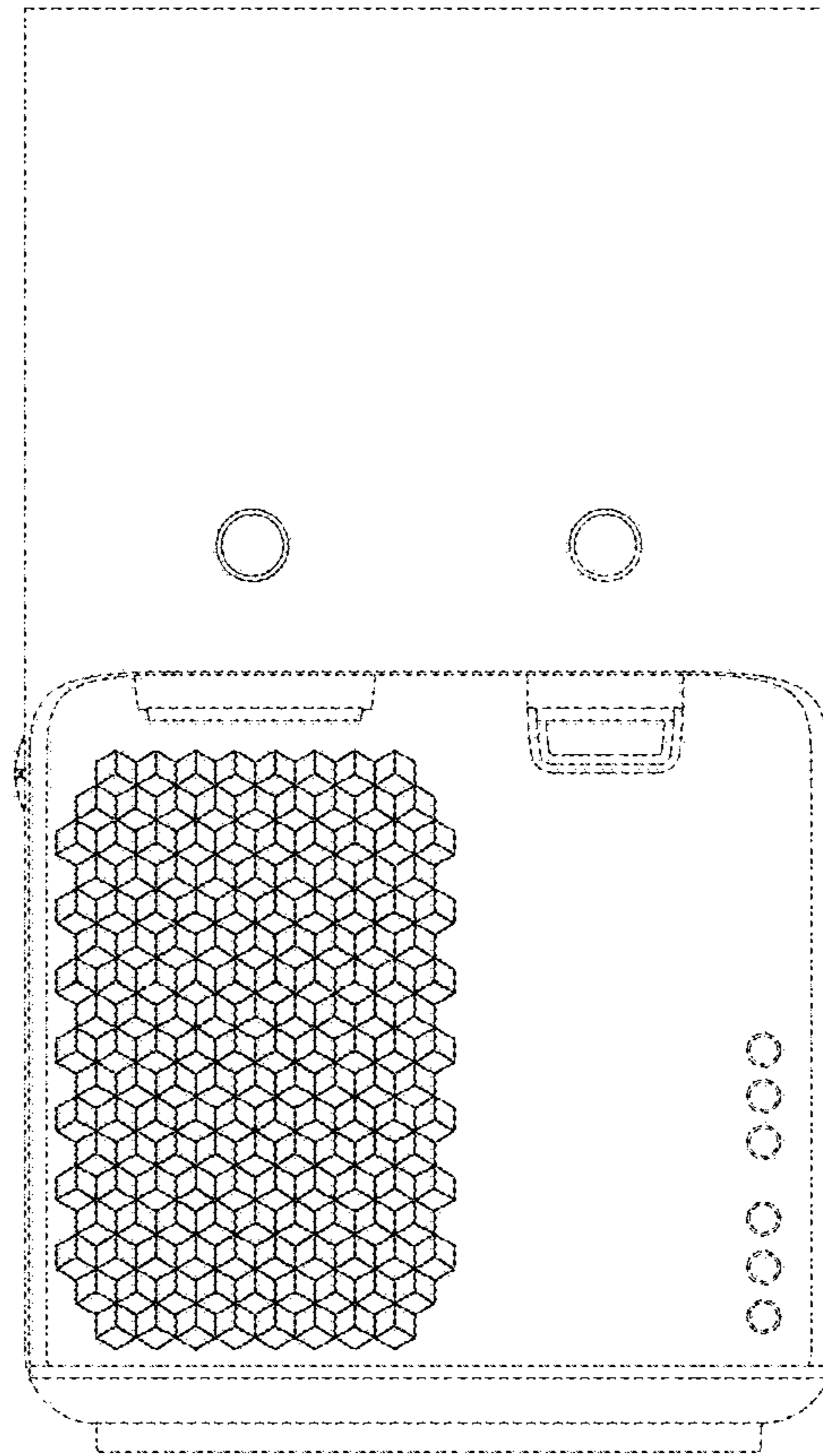


FIG. 2




FIG. 3

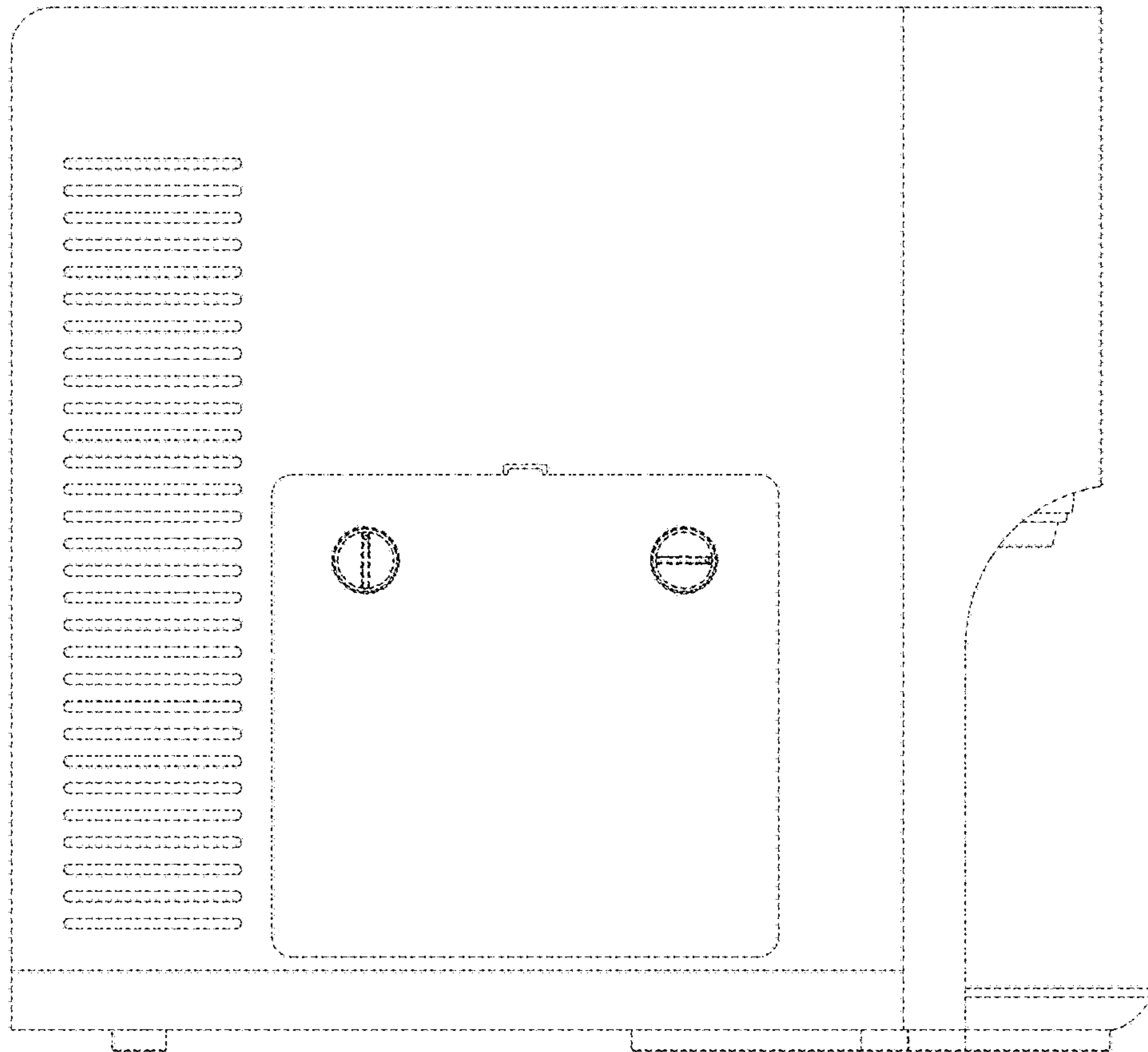


FIG. 4




FIG. 5




FIG. 6

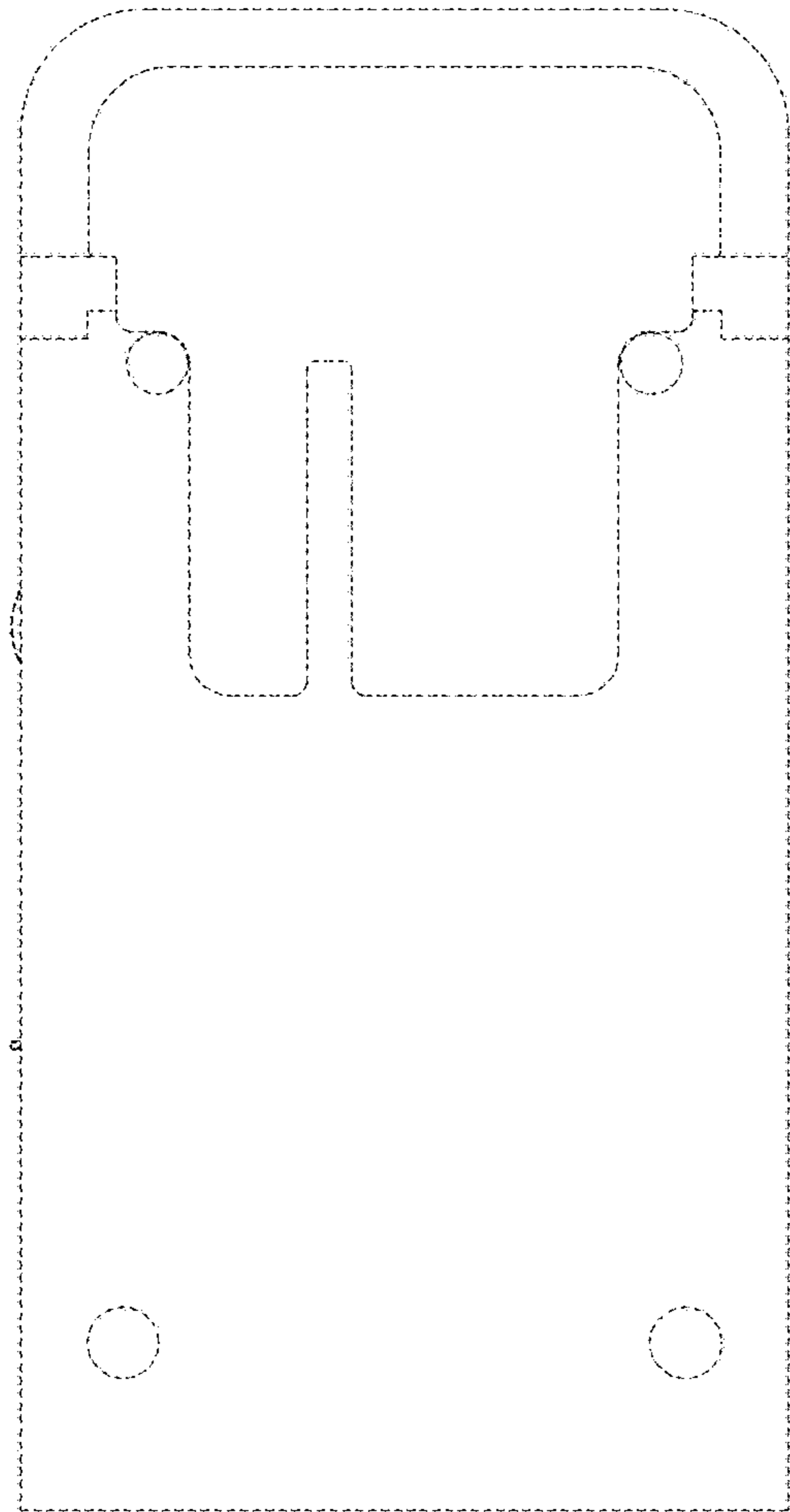


FIG. 7