



US00D842427S

(12) **United States Design Patent** (10) **Patent No.:** **US D842,427 S**
Grant (45) **Date of Patent:** **** Mar. 5, 2019**

(54) **FISHING LINE GUIDE TOOL**

(71) Applicant: **Mitchell W. Grant**, Mechanicsville, VA (US)

(72) Inventor: **Mitchell W. Grant**, Mechanicsville, VA (US)

(**) Term: **15 Years**

(21) Appl. No.: **29/571,509**

(22) Filed: **Jul. 19, 2016**

(51) **LOC (11) Cl.** **22-05**

(52) **U.S. Cl.**
USPC **D22/143**

(58) **Field of Classification Search**
USPC D7/300.2; D8/47; D21/301, 402, 725;
D22/134, 137, 142, 143, 149, 199;
D24/176, 180
CPC A01K 89/08; A01K 97/14
See application file for complete search history.

(56) **References Cited**

U.S. PATENT DOCUMENTS

D382,628 S * 8/1997 Swindle D22/149
6,026,607 A * 2/2000 Bukowski A01K 91/04
289/17
D518,869 S * 4/2006 Thomley D22/149
D561,543 S * 2/2008 Callander D8/14
D623,262 S * 9/2010 Kress D22/142
(Continued)

OTHER PUBLICATIONS

Rapid Fishing Solutions, Rapid Line Guide, Publication date unknown, [Site visited Sep. 20, 2017], Available on the Internet URL: <http://rapidfishing.com/store/#!/Rapid-Line-Guide-2-Pack/p/69895657/category=0>.*

(Continued)

Primary Examiner — Karen S Acker

Assistant Examiner — Steven B Reinholdt, Jr.

(74) *Attorney, Agent, or Firm* — John H. Thomas, P.C.

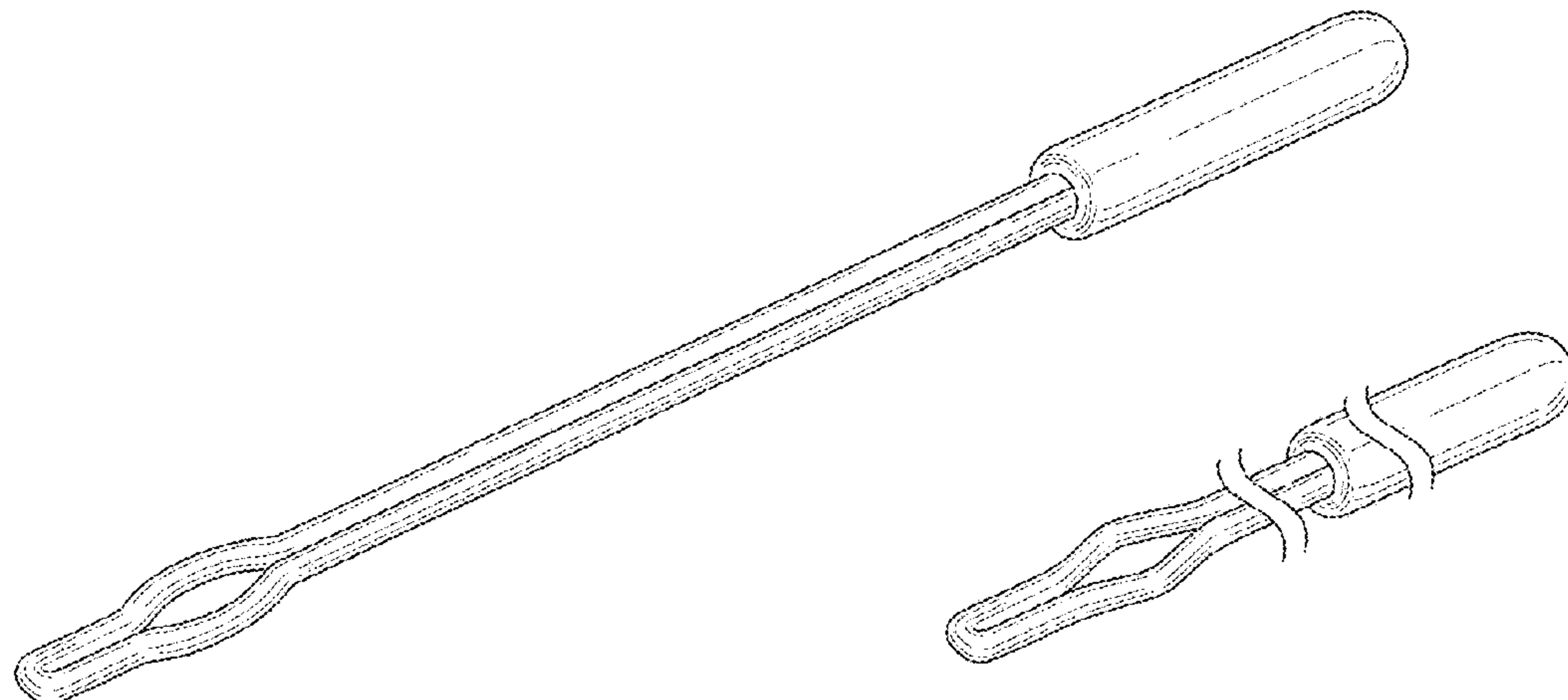
(57) **CLAIM**

The ornamental design for a fishing line guide tool, as shown and described.

DESCRIPTION

FIG. 1 is a perspective view of a fishing line guide tool according to a first embodiment;
FIG. 2 is a top view thereof;
FIG. 3 is a bottom view thereof;
FIG. 4 is a right side view thereof;
FIG. 5 is a left side view thereof;
FIG. 6 is a front view thereof;
FIG. 7 is a rear view thereof;
FIG. 8 is a perspective view of a second embodiment;
FIG. 9 is a top view thereof;
FIG. 10 is a bottom view thereof;
FIG. 11 is a right side view thereof;
FIG. 12 is a left side view thereof;
FIG. 13 is a front view thereof;
FIG. 14 is a rear view thereof;
FIG. 15 is a perspective view of a third embodiment;
FIG. 16 is a top view thereof;
FIG. 17 is a bottom view thereof;
FIG. 18 is a right side view thereof;
FIG. 19 is a left side view thereof;
FIG. 20 is a front view thereof;
FIG. 21 is a rear view thereof;
FIG. 22 is a perspective view of a fourth embodiment including symbolic break lines;
FIG. 23 is a top view thereof;
FIG. 24 is a bottom view thereof;
FIG. 25 is a right side view thereof;
FIG. 26 is a left side view thereof;
FIG. 27 is a front view thereof; and,
FIG. 28 is a rear view thereof.
The space between the symbolic break lines in FIGS. 22, 23, 24, 25, and 26 forms no part of the claimed design.

1 Claim, 28 Drawing Sheets



(56)

References Cited

U.S. PATENT DOCUMENTS

D682,063 S * 5/2013 Ortiz D8/14
D706,360 S * 6/2014 Lo D21/402
2010/0146838 A1* 6/2010 Contreras A01K 97/00
43/87

OTHER PUBLICATIONS

YouTube—Rapid Fishing Solutions, Jul. 6, 2016, Rapid Line Guide with Shaw Grigsby, URL <http://rapidfishing.com/store/#!/Rapid-Line-Guide-2-Pack/p/69895657/category=0>.*

Website printouts of the Fuji Speed Threader product; Aug. 22, 2016, therodroom.com and anglersresource.net; 2 pages.

* cited by examiner

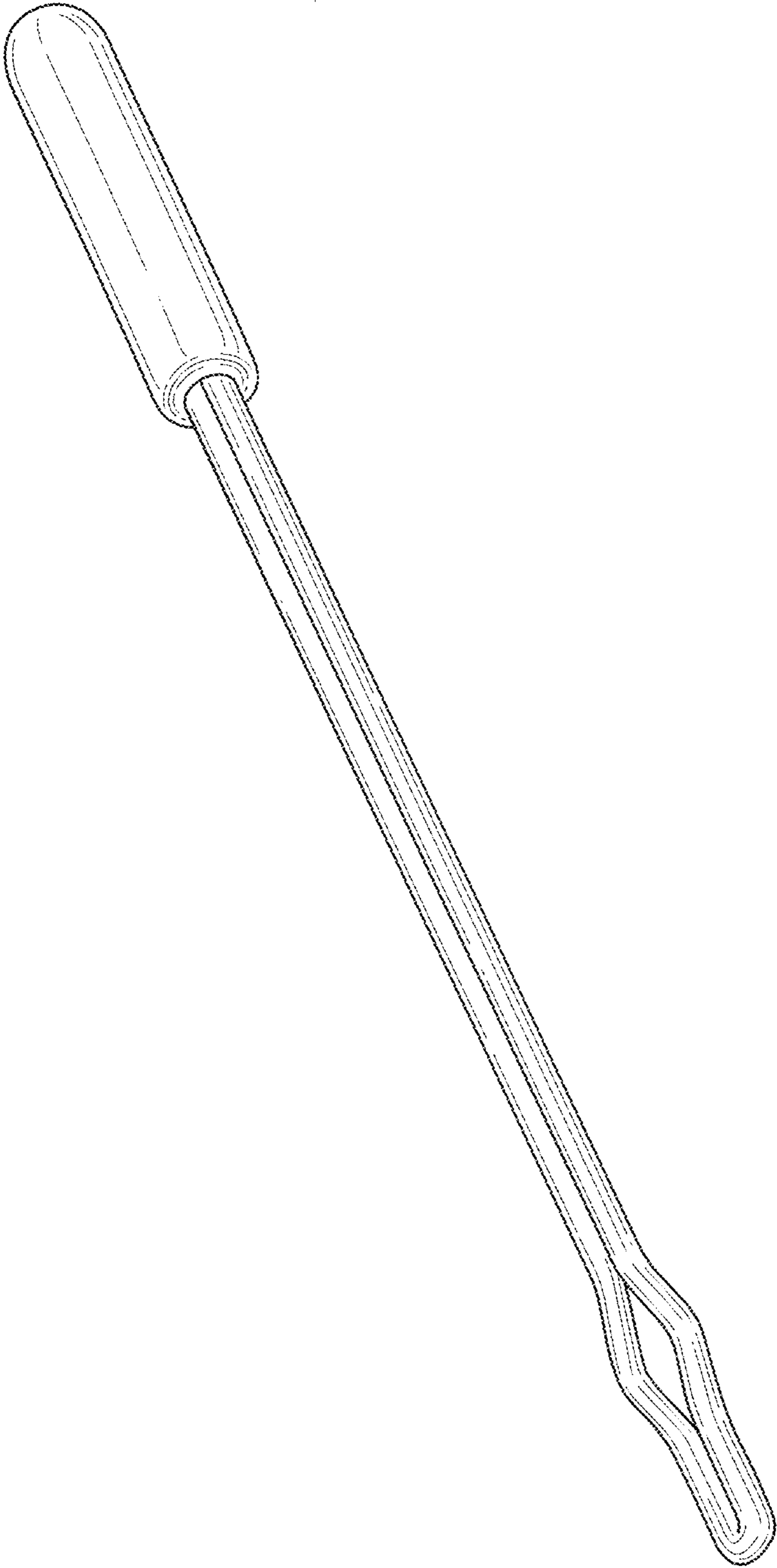


FIG. 1




FIG. 2




FIG. 3

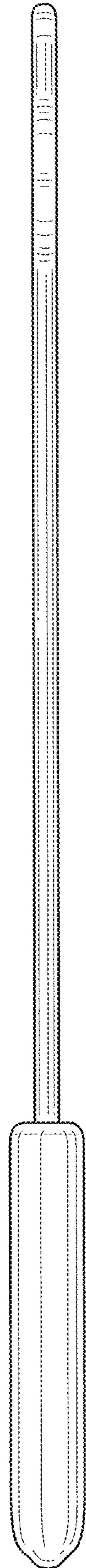


FIG. 4

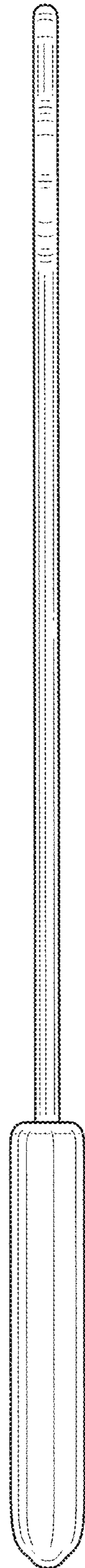


FIG. 5



FIG. 6

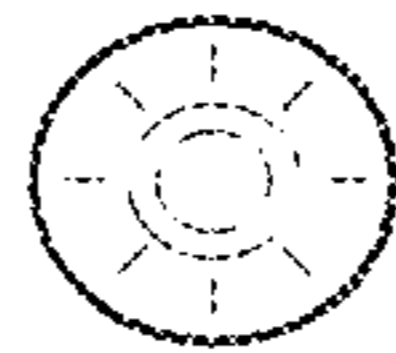


FIG. 7

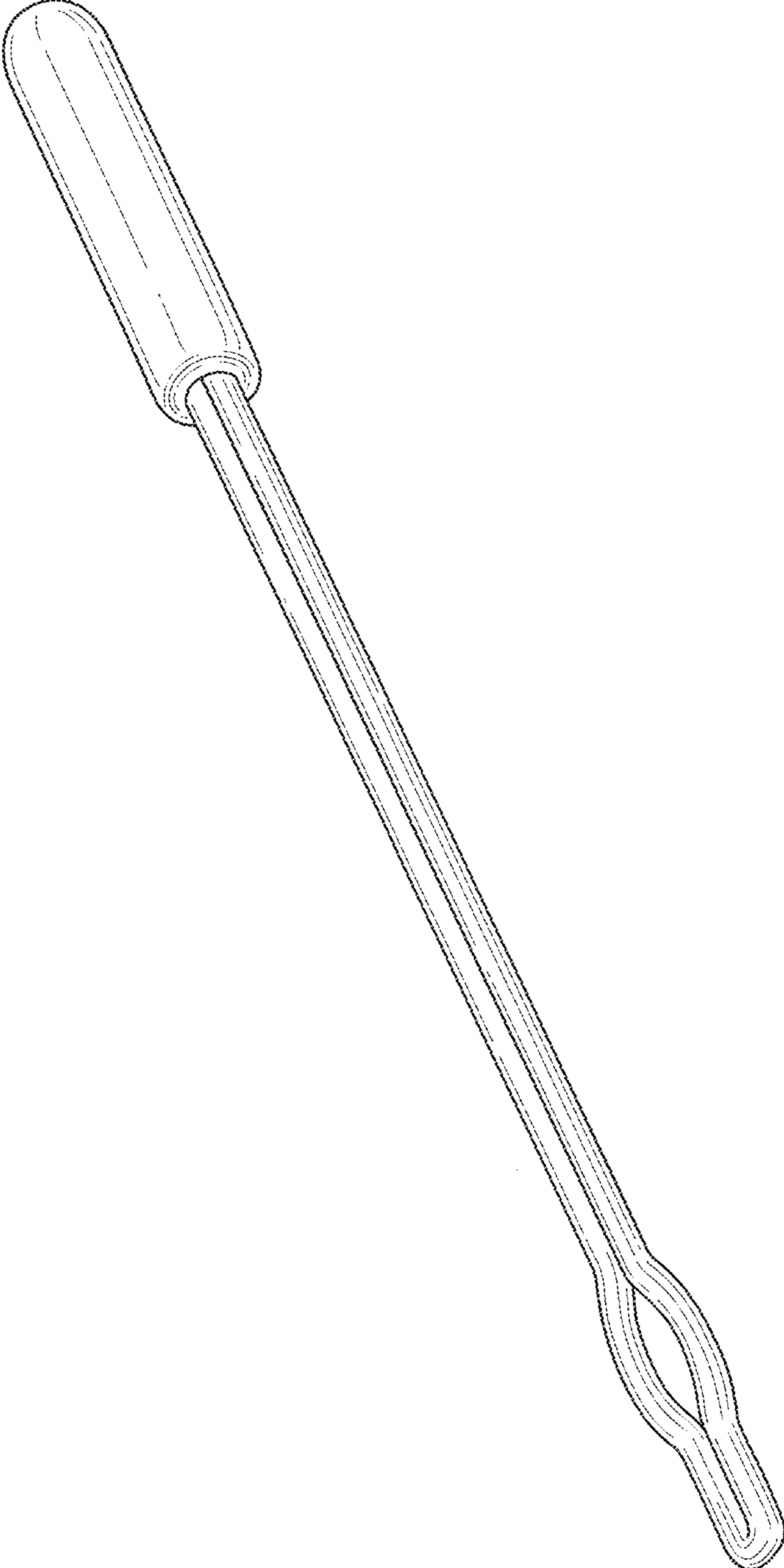


FIG. 8




FIG. 9




FIG. 10

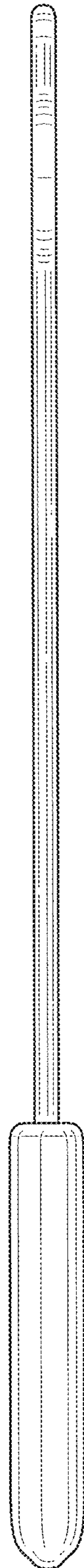


FIG. 11

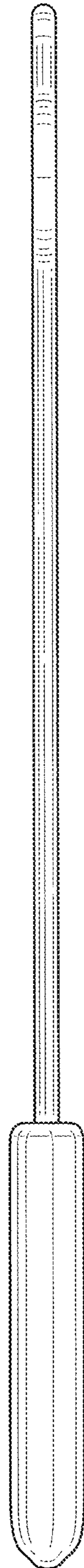


FIG. 12

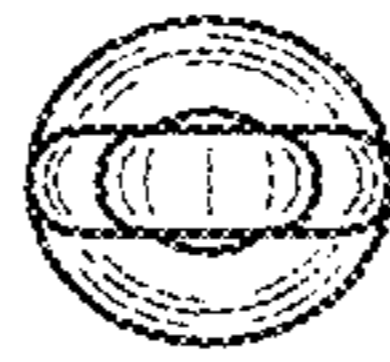


FIG. 13

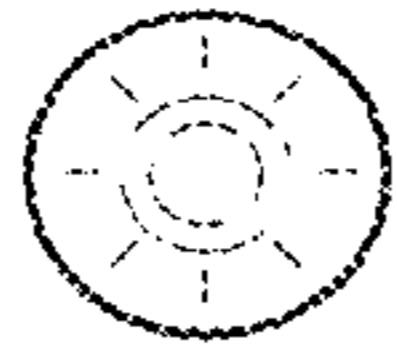


FIG. 14

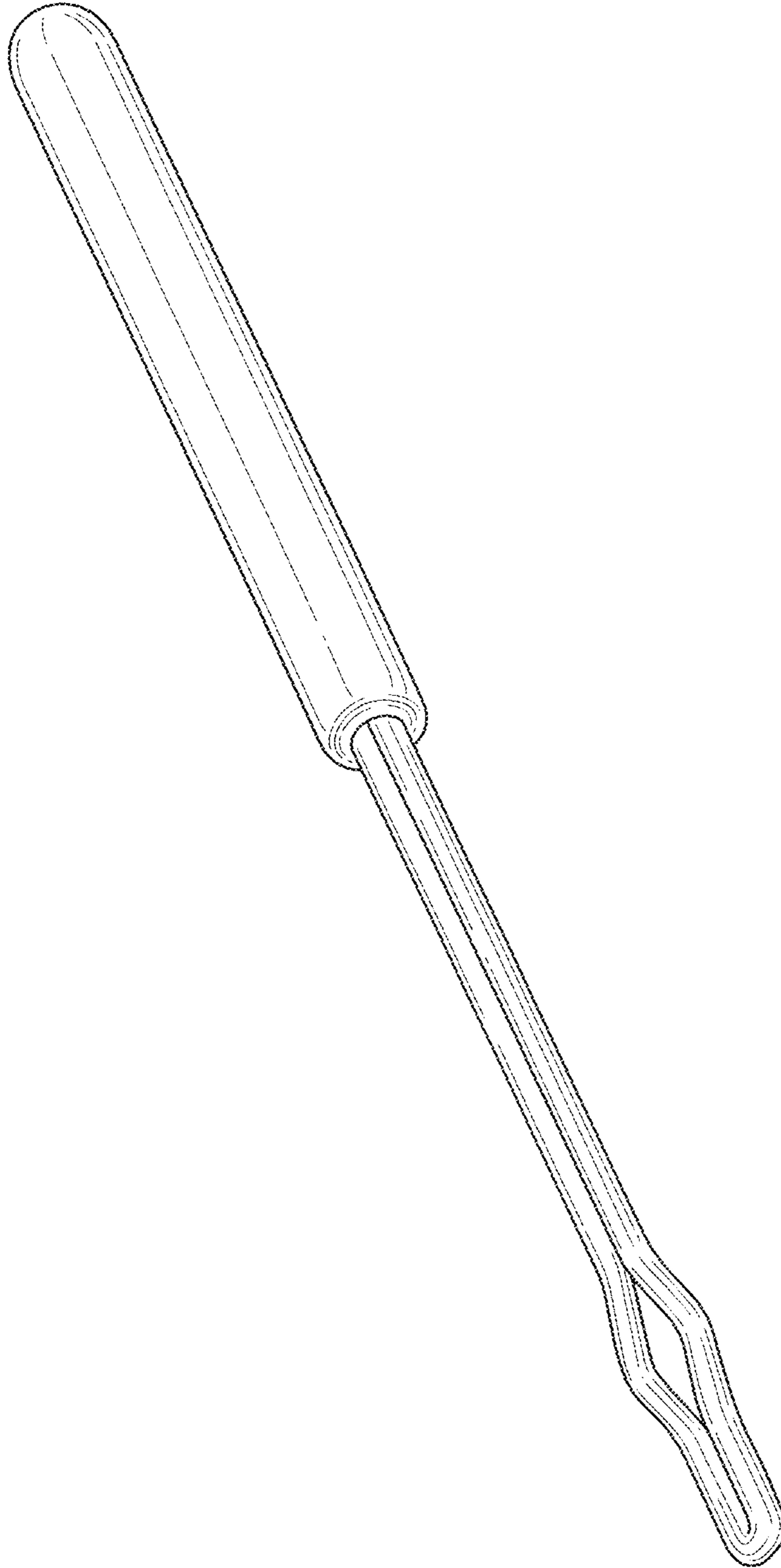


FIG. 15

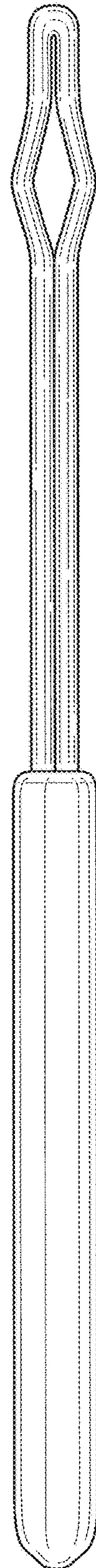


FIG. 16

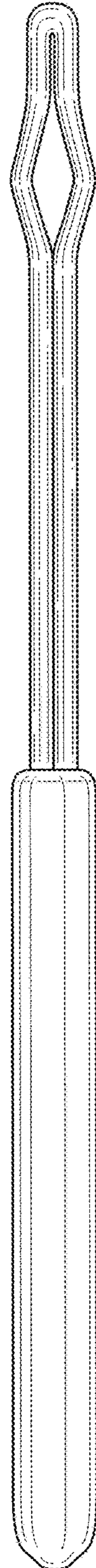


FIG. 17

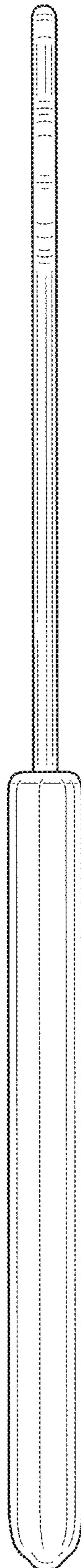


FIG. 18

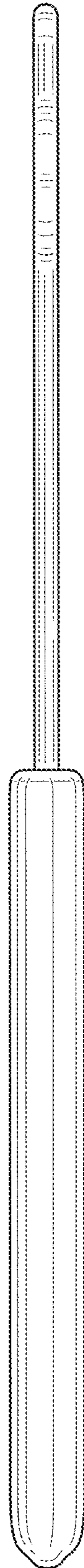


FIG. 19

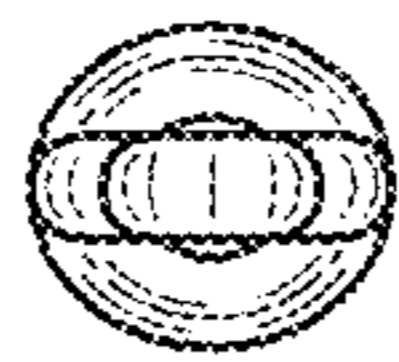


FIG. 20

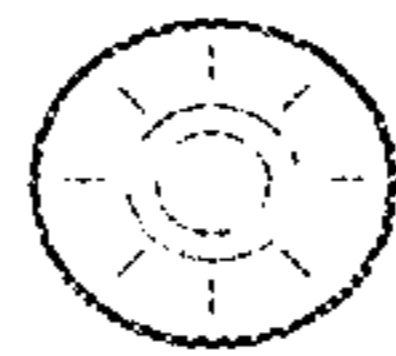


FIG. 21

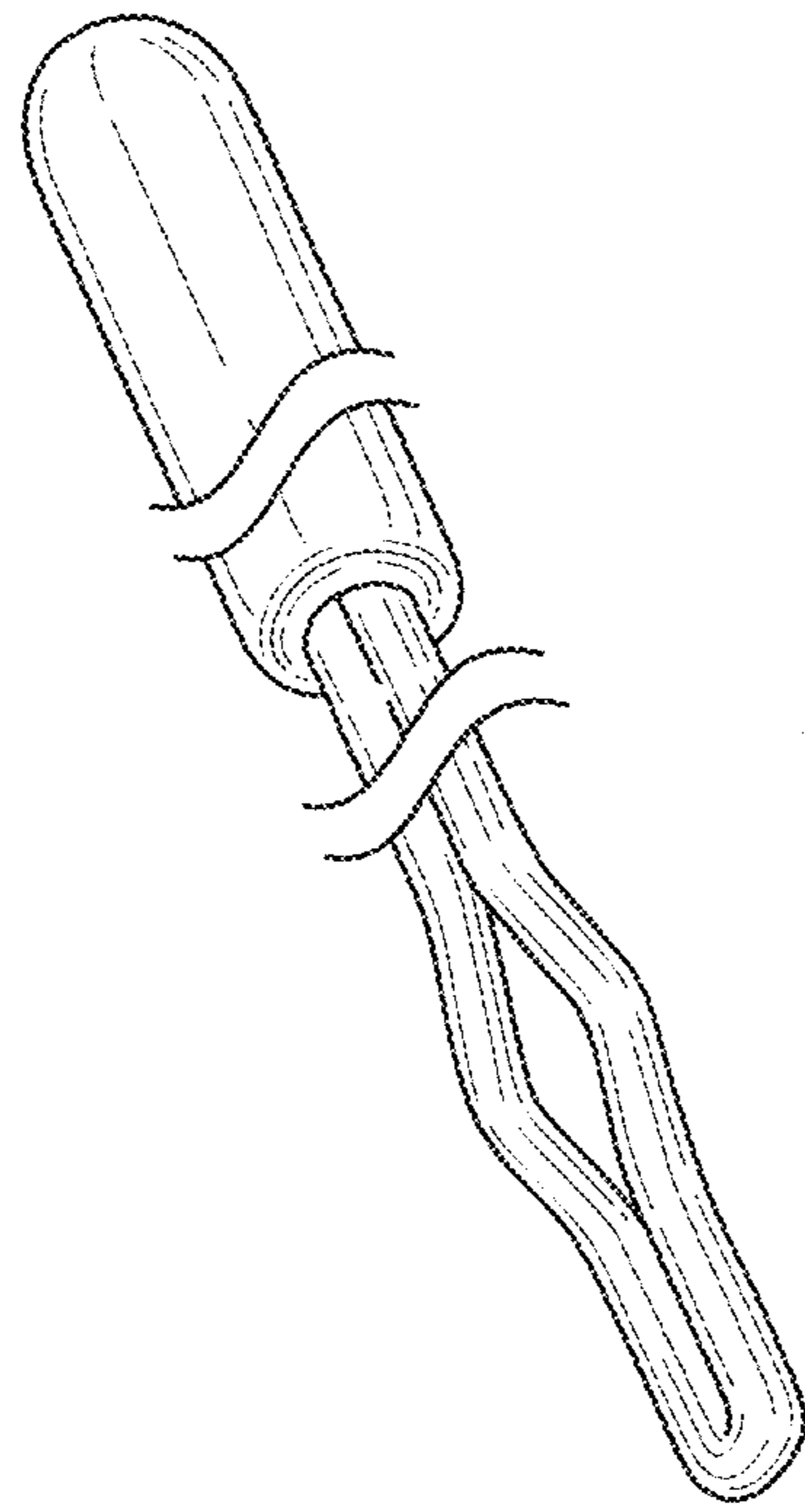


FIG. 22

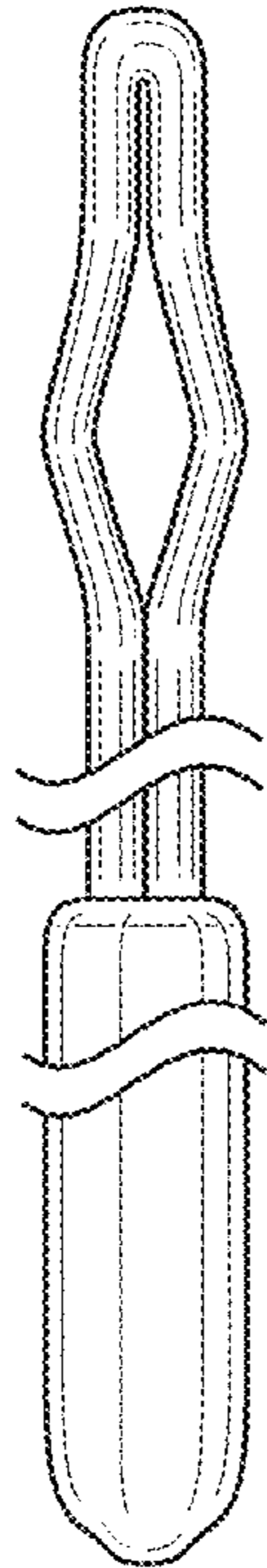


FIG. 23

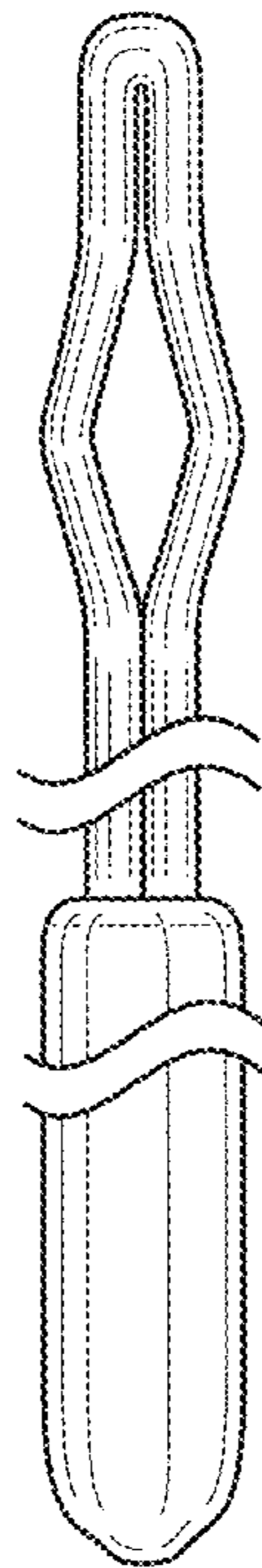


FIG. 24

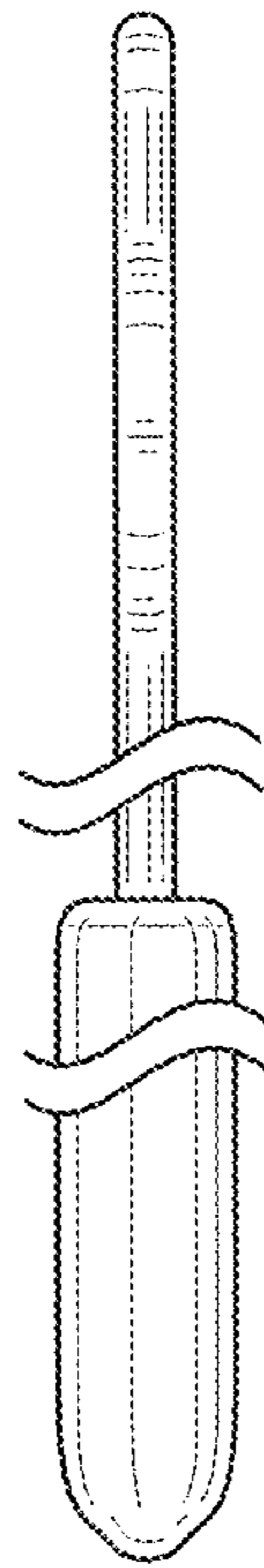


FIG. 25

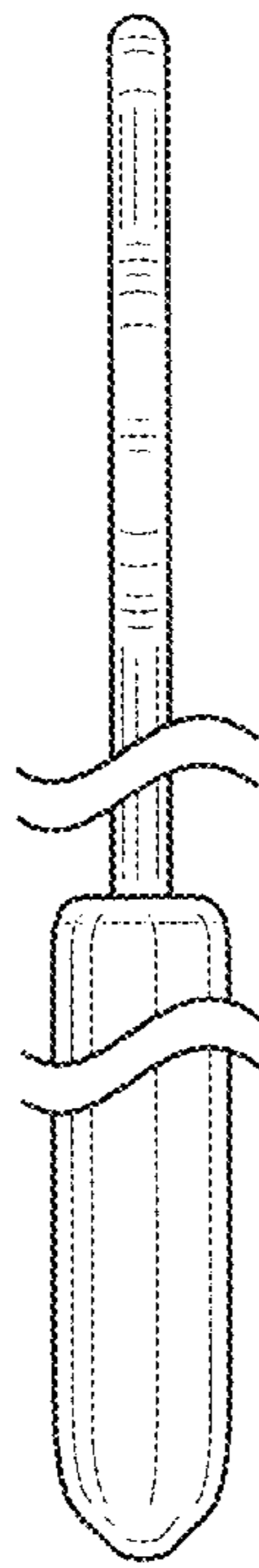


FIG. 26

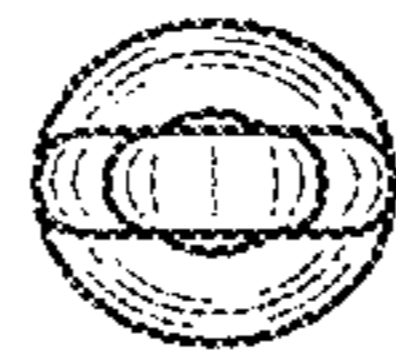


FIG. 27

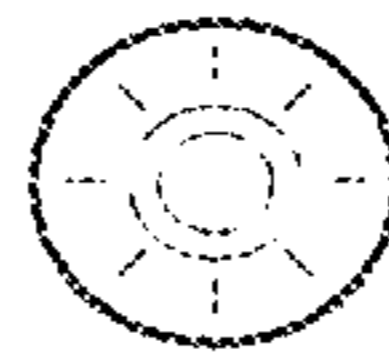


FIG. 28