

US00D842405S

(12) **United States Design Patent**  
**Chambert**

(10) **Patent No.:** **US D842,405 S**

(45) **Date of Patent:** **\*\* Mar. 5, 2019**

(54) **SPORTING IMPLEMENT**

(71) Applicant: **Bauer Hockey Ltd.**, Blainville (CA)

(72) Inventor: **Martin Chambert**, Piedmont (CA)

(73) Assignee: **Bauer Hockey, LLC**, Exeter, NH (US)

(\*\*) Term: **15 Years**

(21) Appl. No.: **29/609,996**

(22) Filed: **Jul. 7, 2017**

(51) **LOC (11) Cl.** ..... **21-02**

(52) **U.S. Cl.**

USPC ..... **D21/757**; D21/727

(58) **Field of Classification Search**

USPC ..... D21/722-731, 753, 756, 757, 759, 789

CPC ..... A63B 59/70; A63B 53/10; A63B 53/12;

A63B 60/00; A63B 60/46; A63B

2102/22; A63B 2102/24

See application file for complete search history.

(56) **References Cited**

**U.S. PATENT DOCUMENTS**

D206,234 S	11/1966	Sasse	
D244,219 S *	5/1977	Poirier	473/560
D244,220 S *	5/1977	De brey	473/560
4,116,440 A	9/1978	Takeshima	
4,470,599 A	9/1984	Usher, Jr.	
4,629,191 A *	12/1986	Mancuso	A63B 53/14 473/203
4,964,192 A	10/1990	Marui	
5,217,380 A	6/1993	Martinet	
5,306,003 A *	4/1994	Pagotto	A63B 60/08 473/303
5,460,372 A	10/1995	Cook	
5,575,724 A *	11/1996	Hannon	A63B 53/007 473/303
5,577,725 A *	11/1996	Pagotto	A63B 59/70 473/560
5,720,388 A	2/1998	King et al.	

D430,249 S *	8/2000	Burger	D21/727
D432,610 S *	10/2000	Barila	D21/727
6,267,697 B1 *	7/2001	Sulenta	A63B 59/70 473/560

(Continued)

**FOREIGN PATENT DOCUMENTS**

BE	901416 A2	4/1985
CA	933965 A	9/1973

(Continued)

**OTHER PUBLICATIONS**

U.S. Appl. No. 29/609,987, filed Jul. 7, 2017, by inventor Martin Chambert.

(Continued)

*Primary Examiner* — Mitchell I. Siegel

(74) *Attorney, Agent, or Firm* — Banner & Witcoff, Ltd.

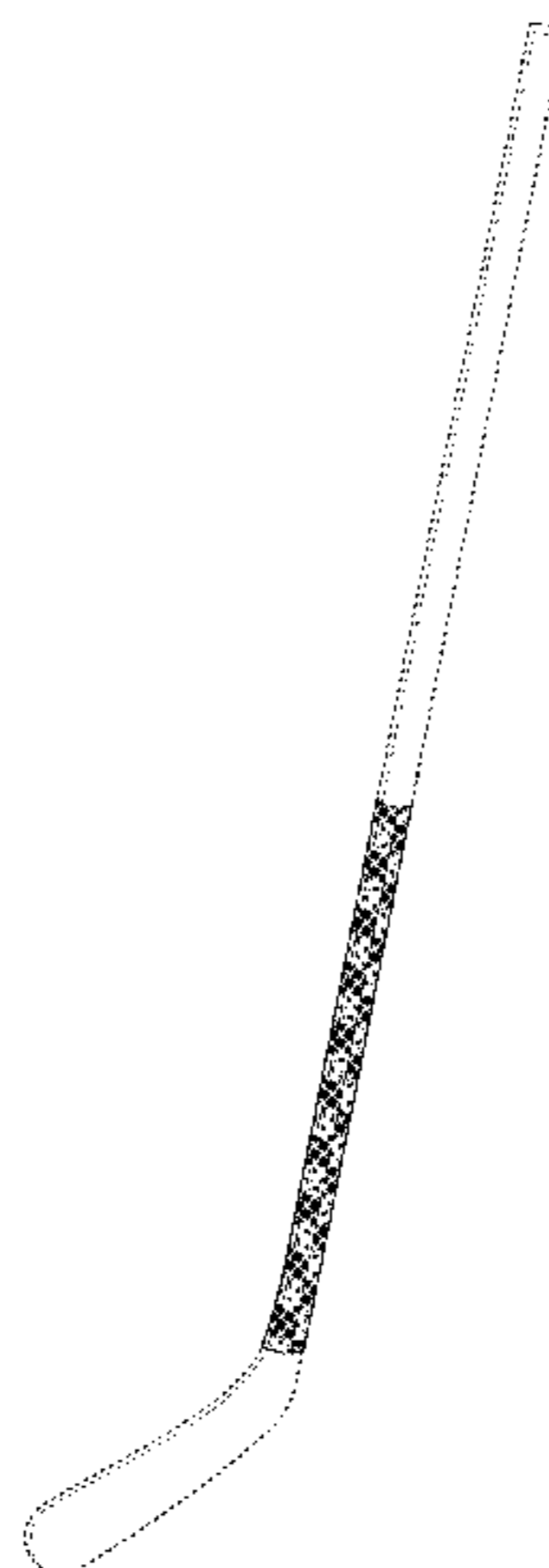
(57) **CLAIM**

The ornamental design for a sporting implement, as shown and described.

**DESCRIPTION**

FIG. 1 is a top, right, rear perspective view of a sporting implement showing my new design; FIG. 2 is a rear view thereof; FIG. 3 is a front view thereof; FIG. 4 is a left side view thereof; FIG. 5 is a right side view thereof; and, FIG. 6 is a cross-sectional view at 6-6 in FIG. 2 thereof. The contrast in shading represents a contrast in appearance only and does not represent any particular color, material, texture or finish. The uneven-length broken lines represent unclaimed boundaries of the claimed design. The even-length broken lines showing the remainder of the sporting implement represent unclaimed subject matter and form no part of the claimed design.

**1 Claim, 6 Drawing Sheets**



(56)

References Cited

U.S. PATENT DOCUMENTS

D458,329 S \* 6/2002 Clark, Jr. .... D21/727  
 D476,049 S \* 6/2003 Sultenta ..... D21/727  
 D484,555 S \* 12/2003 Bellefleur ..... D21/727  
 6,820,654 B2 11/2004 Lindsay  
 D504,166 S \* 4/2005 Bellefleur ..... D21/727  
 D504,929 S \* 5/2005 Bellefleur ..... D21/727  
 6,953,405 B2 10/2005 LeMire et al.  
 7,008,687 B2 3/2006 Wang  
 D534,227 S 12/2006 Lee  
 7,201,678 B2 4/2007 Filice et al.  
 D544,932 S 6/2007 Scott  
 7,285,063 B2 10/2007 Lussier et al.  
 7,331,876 B2 2/2008 Klein  
 D565,140 S 3/2008 Appleton et al.  
 7,404,775 B2 7/2008 Morrow et al.  
 D581,474 S 11/2008 Dickie et al.  
 D581,475 S 11/2008 Dickie et al.  
 D589,099 S \* 3/2009 Purnell ..... D21/724  
 D589,101 S 3/2009 Dickie et al.  
 D589,102 S 3/2009 Dickie et al.  
 D594,516 S \* 6/2009 Giblin ..... D21/727  
 D594,920 S \* 6/2009 Drouin ..... D21/727  
 D595,368 S \* 6/2009 Drouin ..... D21/727  
 D595,792 S \* 7/2009 Drouin ..... D21/727  
 7,584,571 B2 9/2009 Ryan  
 7,614,969 B2 11/2009 Meyer et al.  
 7,651,418 B2 1/2010 Appleton et al.  
 D610,641 S \* 2/2010 Solin ..... D21/727  
 7,931,549 B2 4/2011 Pearson et al.  
 D654,129 S \* 2/2012 Garcia ..... D21/757  
 D688,342 S 8/2013 Tucker, Jr. et al.

D752,167 S 3/2016 Chorne  
 9,283,454 B2 3/2016 Bond  
 D770,581 S \* 11/2016 Gosselin ..... D21/727  
 D775,289 S \* 12/2016 Crouchen ..... D21/727  
 9,757,631 B2 \* 9/2017 Lacey ..... A63B 59/70  
 D808,480 S \* 1/2018 Plug ..... D21/727  
 D808,481 S \* 1/2018 Plug ..... D21/727  
 2004/0087395 A1 \* 5/2004 Manory ..... A63B 60/06  
 473/560  
 2005/0130759 A1 6/2005 Hayden et al.  
 2005/0215364 A1 \* 9/2005 Lussier ..... A63B 59/70  
 473/560  
 2006/0046866 A1 3/2006 Rigoli  
 2011/0028250 A1 \* 2/2011 Pearson ..... A63B 59/70  
 473/562  
 2011/0237363 A1 9/2011 Chang  
 2012/0193021 A1 8/2012 Botten et al.  
 2017/0246519 A1 8/2017 Lacey et al.

FOREIGN PATENT DOCUMENTS

CA 1151693 A 8/1983  
 CA 2506213 A1 11/2005  
 CA 2674172 C 2/2014  
 CA 2793353 A1 4/2014  
 CA 2954993 A1 1/2016

OTHER PUBLICATIONS

U.S. Appl. No. 29/609,994, filed Jul. 7, 2017, by inventor Martin Chambert.

\* cited by examiner

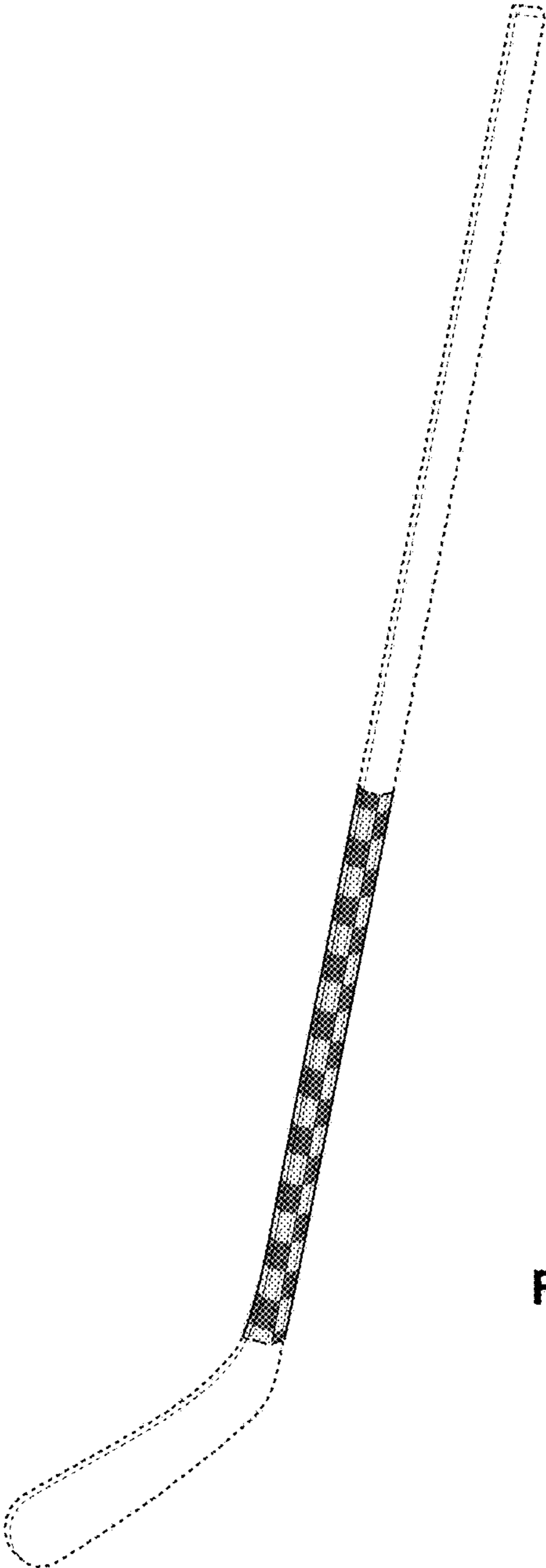


FIG. 1

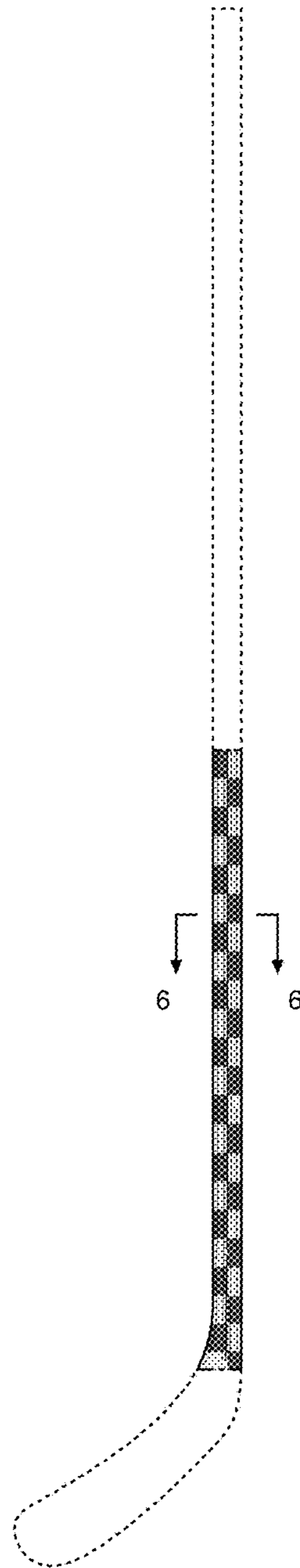


FIG. 2

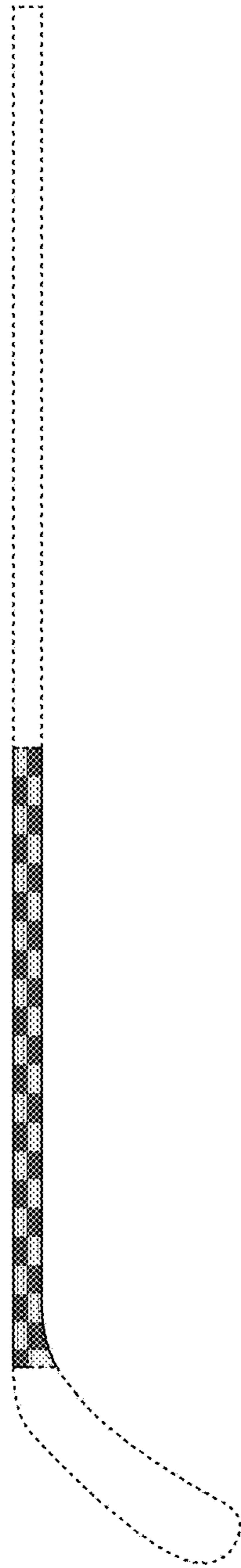


FIG. 3



FIG. 4


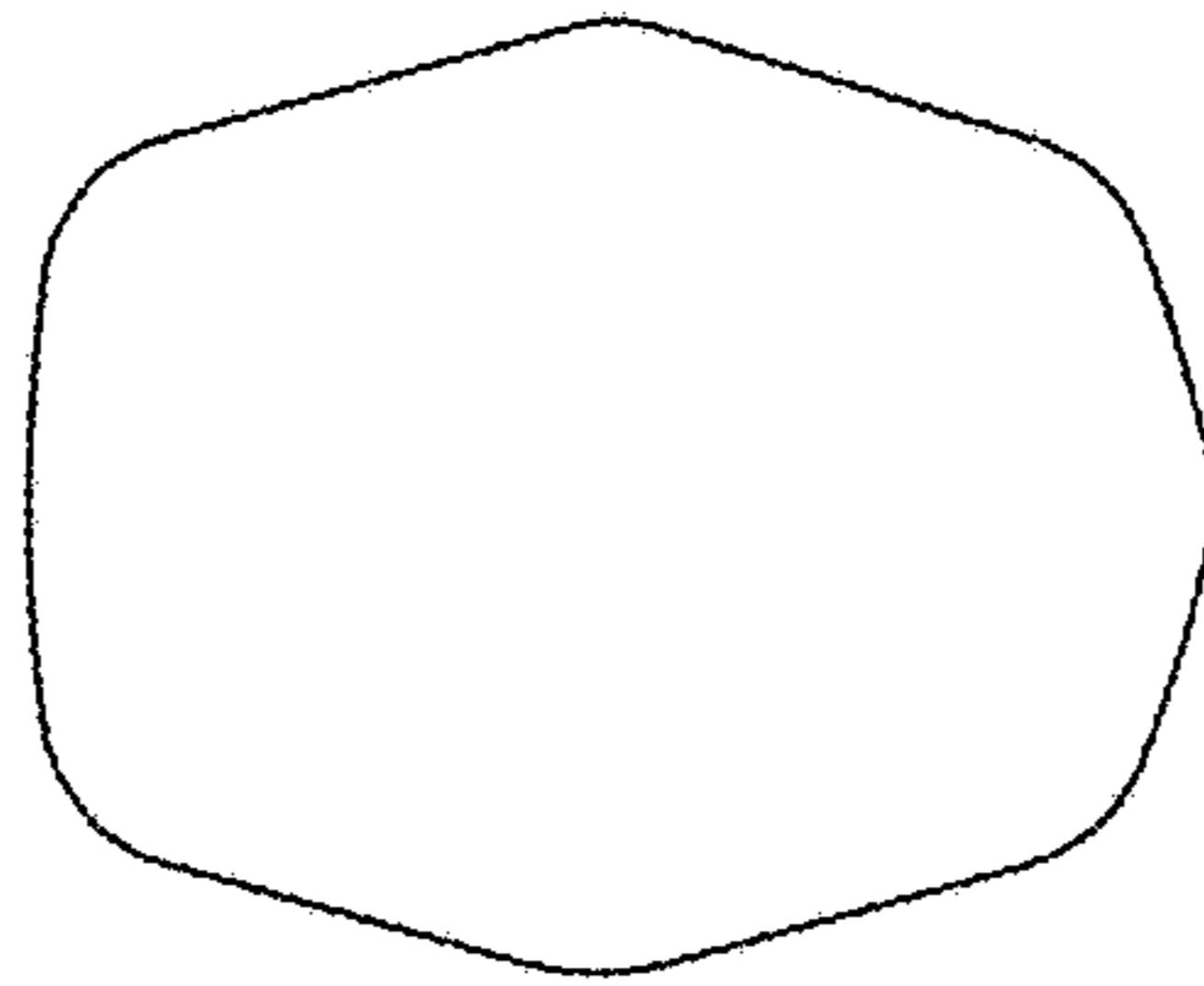


FIG. 5



**FIG. 6**