



US00D842402S

(12) **United States Design Patent**
Lytle

(10) **Patent No.:** **US D842,402 S**
(45) **Date of Patent:** **** Mar. 5, 2019**

- (54) **IRON TYPE GOLF CLUB HEAD**
- (71) Applicant: **Michael F. Lytle**, Phoenix, AZ (US)
- (72) Inventor: **Michael F. Lytle**, Phoenix, AZ (US)
- (**) Term: **15 Years**
- (21) Appl. No.: **29/628,044**
- (22) Filed: **Dec. 1, 2017**
- (51) **LOC (11) Cl.** **21-02**
- (52) **U.S. Cl.**
USPC **D21/747**
- (58) **Field of Classification Search**
USPC D21/747-751, 759
CPC A63B 53/00; A63B 53/04; A63B 53/02;
A63B 53/047; A63B 53/0475; A63B
2053/0479; A63B 2053/0483; A63B
2053/0445; A63B 60/00; A63B 60/46
See application file for complete search history.

(56) **References Cited**

U.S. PATENT DOCUMENTS

D203,936 S *	3/1966	Long	473/345
D362,884 S *	10/1995	Blough	D21/750
D362,885 S *	10/1995	Blough	D21/747
D362,887 S *	10/1995	Blough	D21/747
D368,753 S *	4/1996	Blough	D21/750
D370,514 S *	6/1996	Blough	D21/750
D473,605 S *	4/2003	Petersen	D21/747
D473,606 S *	4/2003	Mickelson	A63B 53/047 D21/747
D492,376 S *	6/2004	Nicolette	D21/747
D503,201 S *	3/2005	Wood	D21/747
D503,204 S *	3/2005	Nicolette	D21/749
D516,649 S *	3/2006	Imamoto	D21/747
D523,501 S *	6/2006	Nicolette	D21/749
D523,917 S *	6/2006	Wolfe	D21/747

D537,494 S *	2/2007	Jertson	D21/747
7,207,900 B2 *	4/2007	Nicolette	A63B 53/047 473/334
D549,797 S *	8/2007	Oldknow	D21/759
D550,317 S *	9/2007	Oldknow	D21/759
D550,796 S *	9/2007	Nagai	D21/759
D619,183 S *	7/2010	Llewellyn	D21/759
D619,184 S *	7/2010	Llewellyn	D21/759
D660,390 S *	5/2012	Llewellyn	D21/759
D673,629 S *	1/2013	Breier	D21/747
D675,690 S *	2/2013	Breier	D21/747
8,430,766 B2 *	4/2013	Chick	A63B 53/047 473/335
D684,644 S *	6/2013	Cleveland	D21/747
D716,883 S *	11/2014	Stokke	D21/747
D720,026 S *	12/2014	Llewellyn	D21/759
D765,803 S *	9/2016	Oliveiro	D21/747
D777,853 S *	1/2017	Wang	D21/747

* cited by examiner

Primary Examiner — Mitchell I. Siegel

(74) *Attorney, Agent, or Firm* — N. J. Aquilino

(57) **CLAIM**

The ornamental design of an iron type golf club head, as shown and described.

DESCRIPTION

FIG. 1 is a rear elevational view of an iron type golf club head showing my new design.

FIG. 2 is a front elevational view of the club head design of FIG. 1.

FIG. 3 is a toe side view thereof.

FIG. 4 is a heel side view thereof.

FIG. 5 is a top view thereof.

FIG. 6 is a bottom sole view thereof.

FIG. 7 is a front perspective view thereof; and,

FIG. 8 is a rear perspective view thereof.

1 Claim, 4 Drawing Sheets

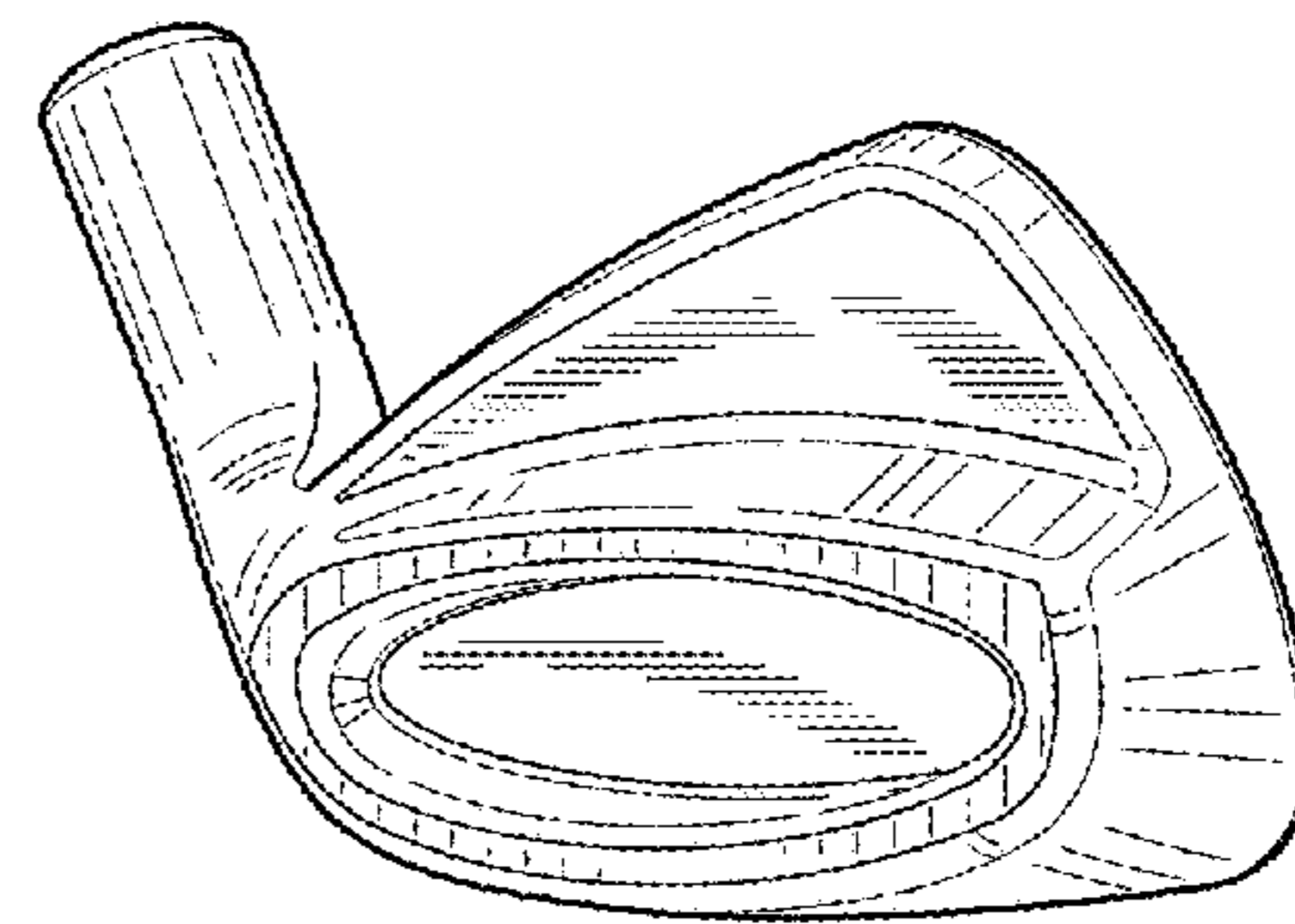
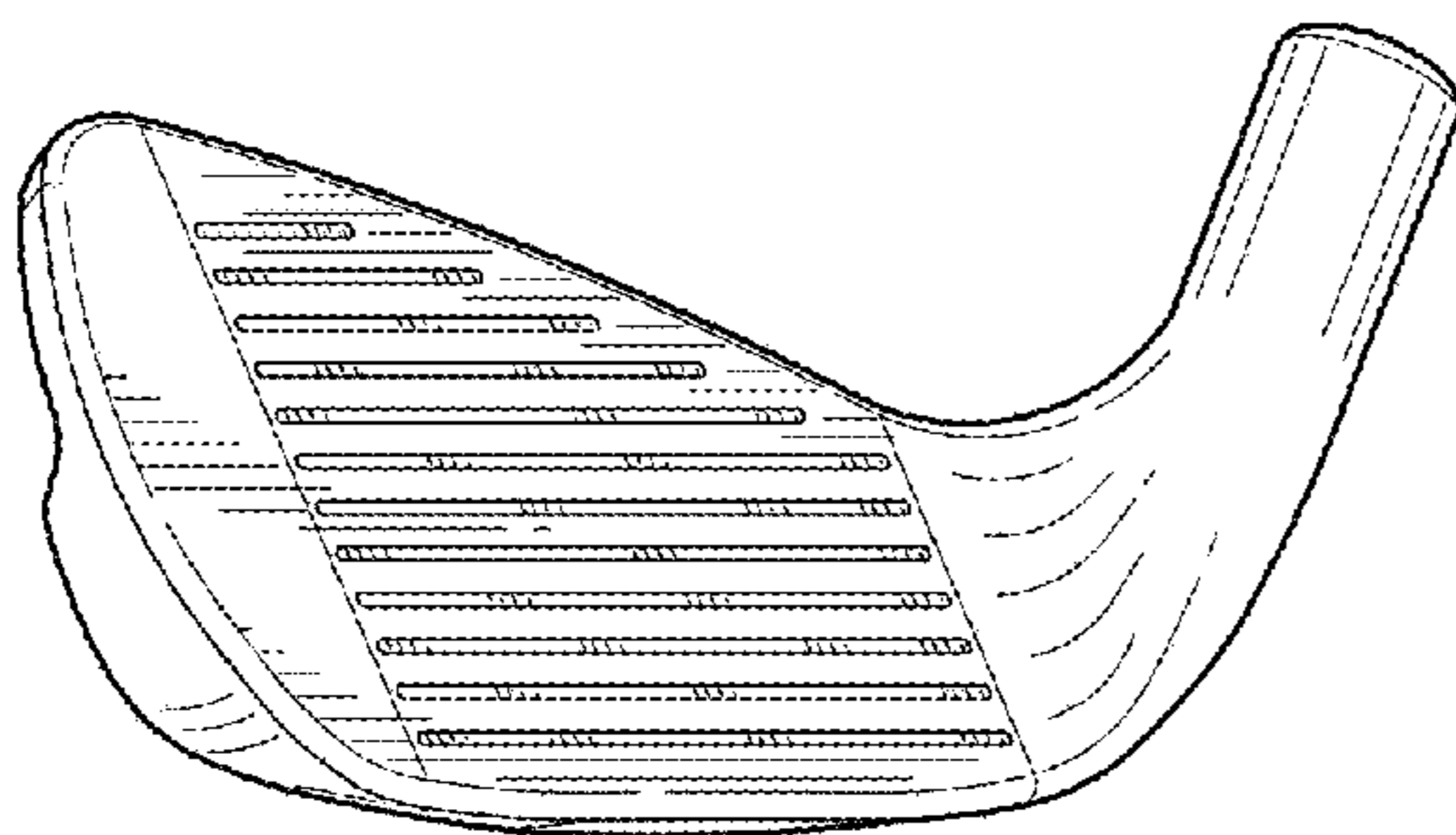


FIG. 1

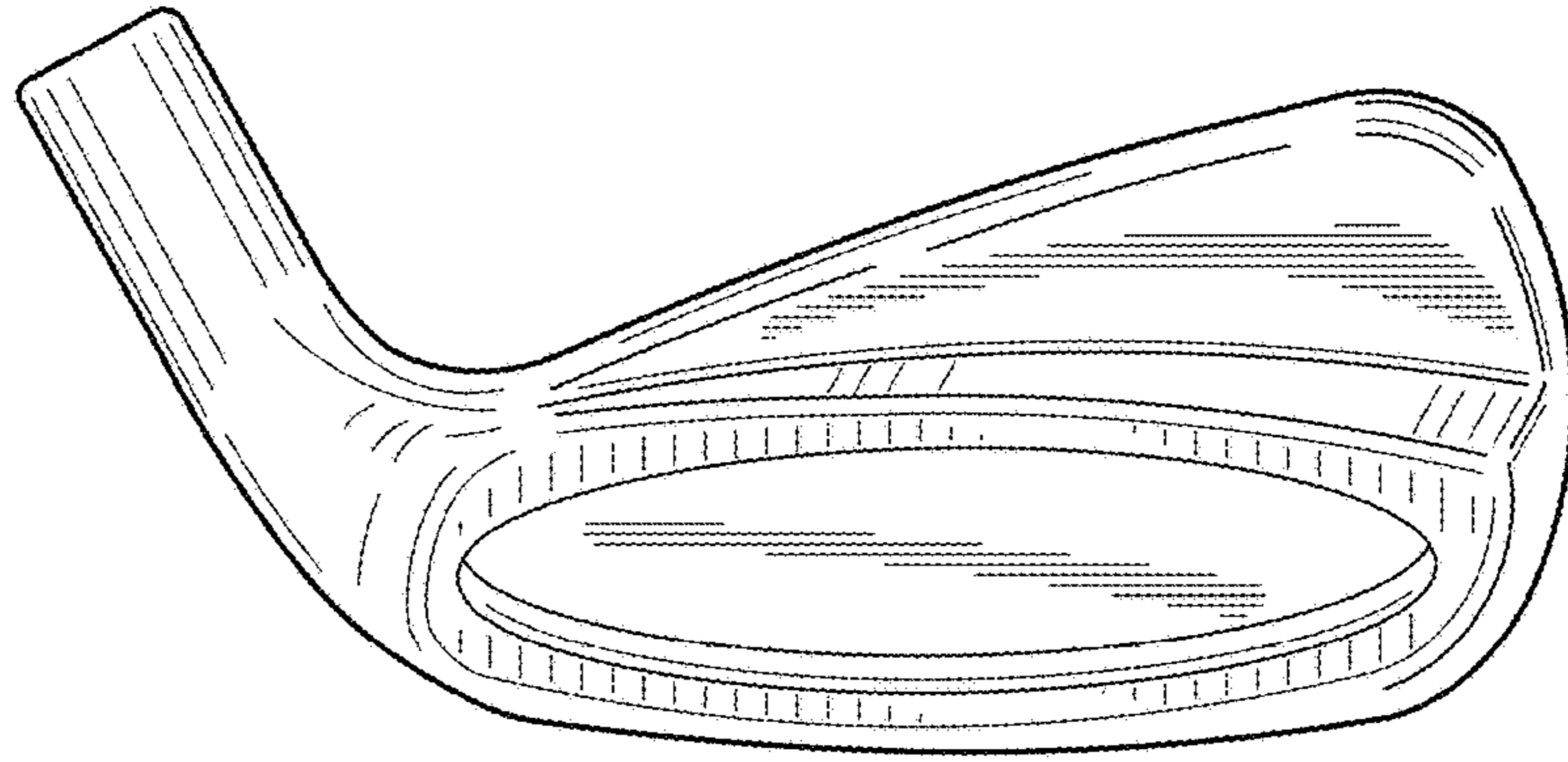


FIG. 2

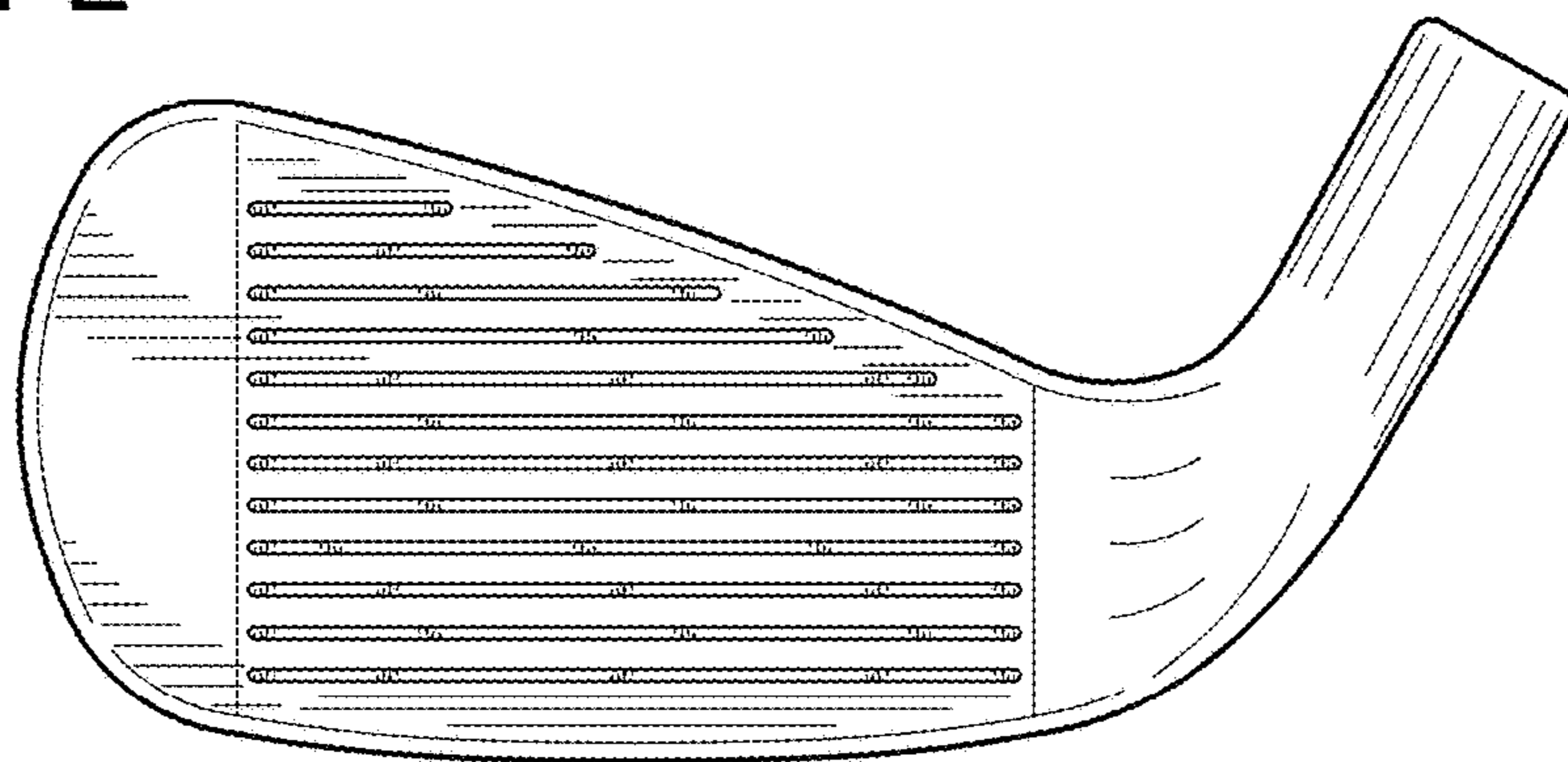


FIG. 3

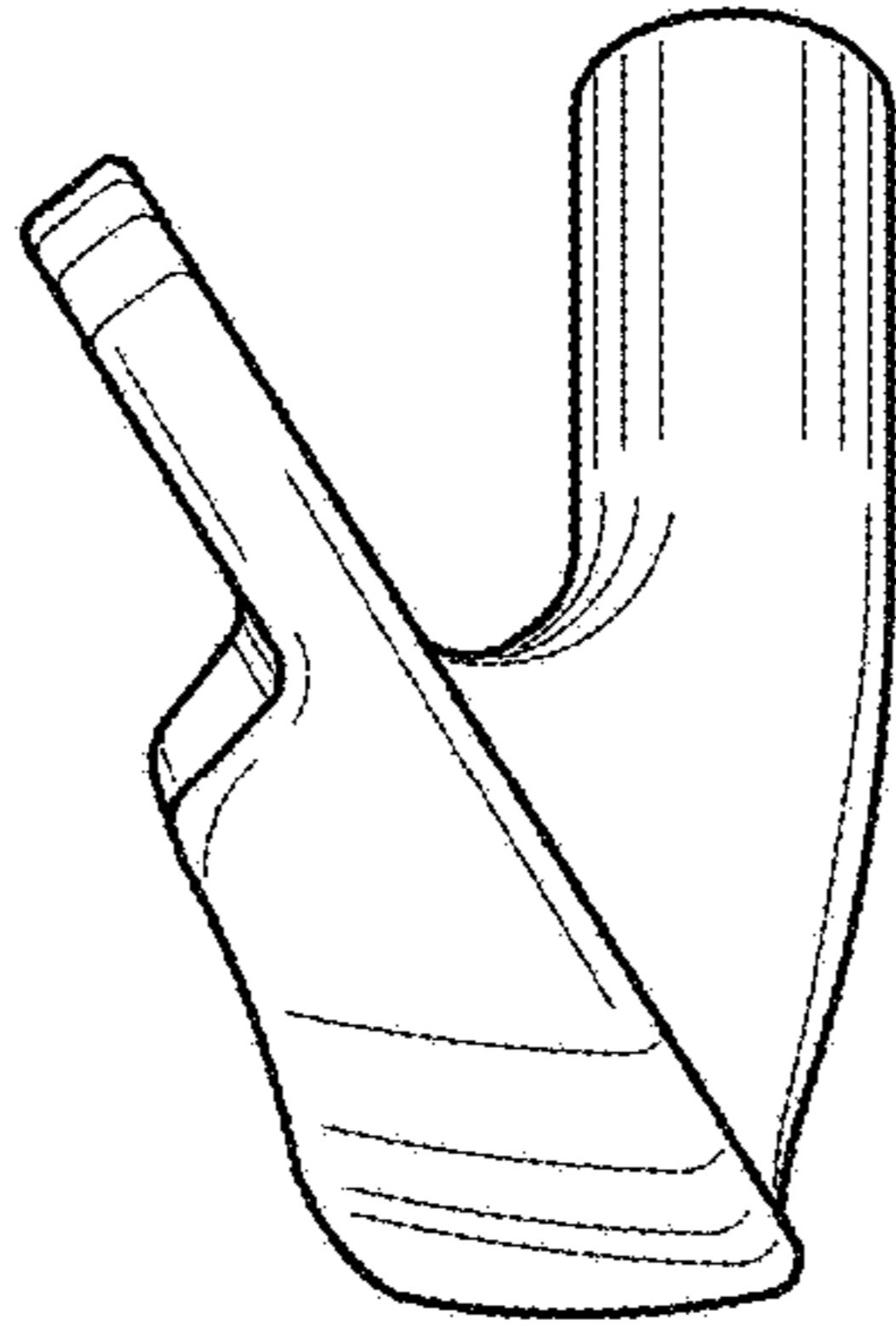


FIG. 4

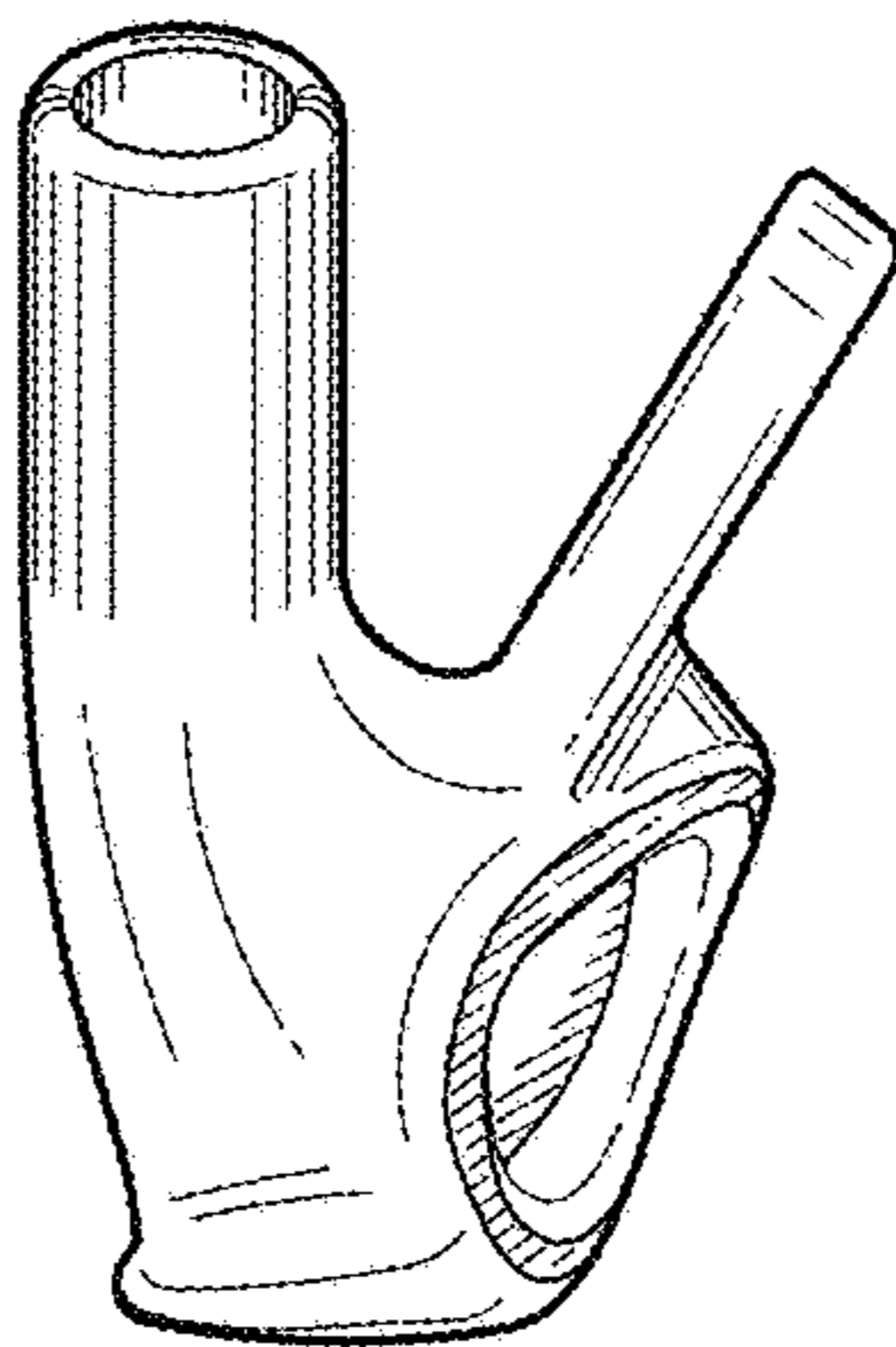


FIG. 5

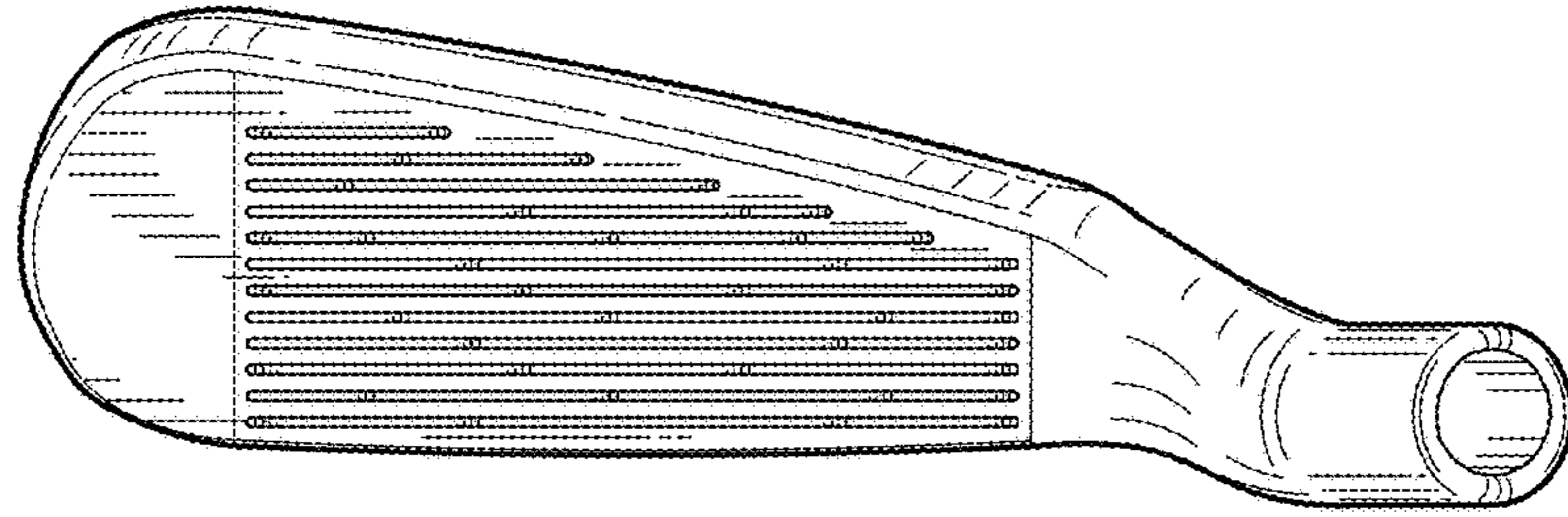


FIG. 6

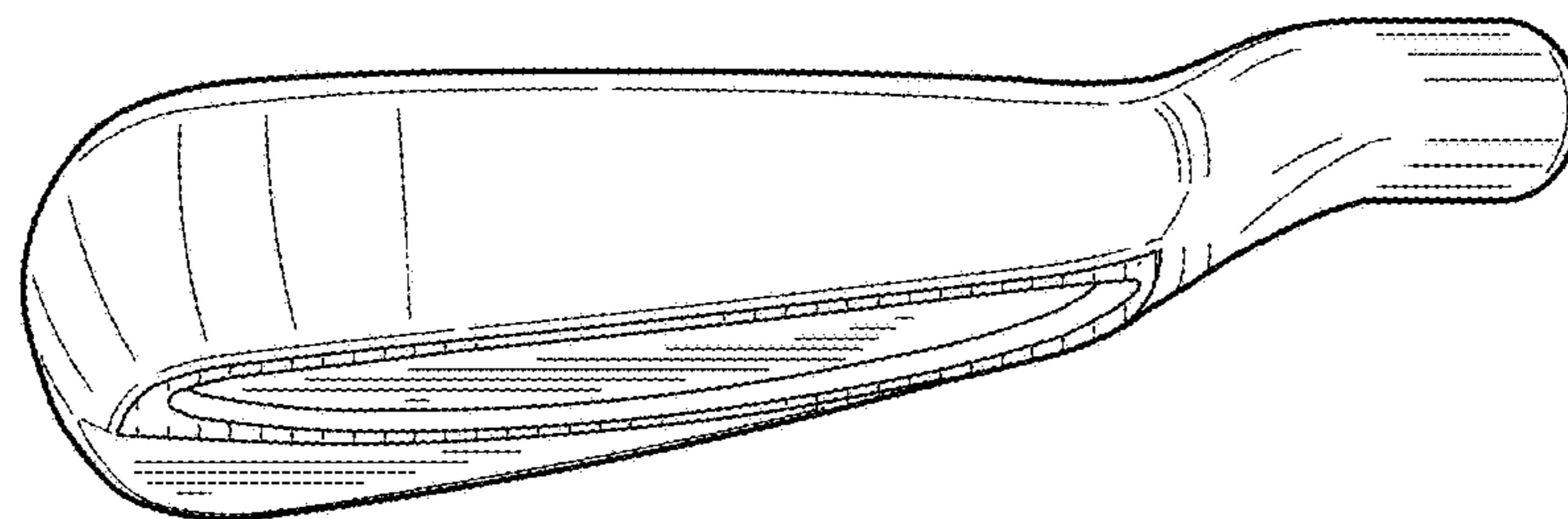


FIG. 7

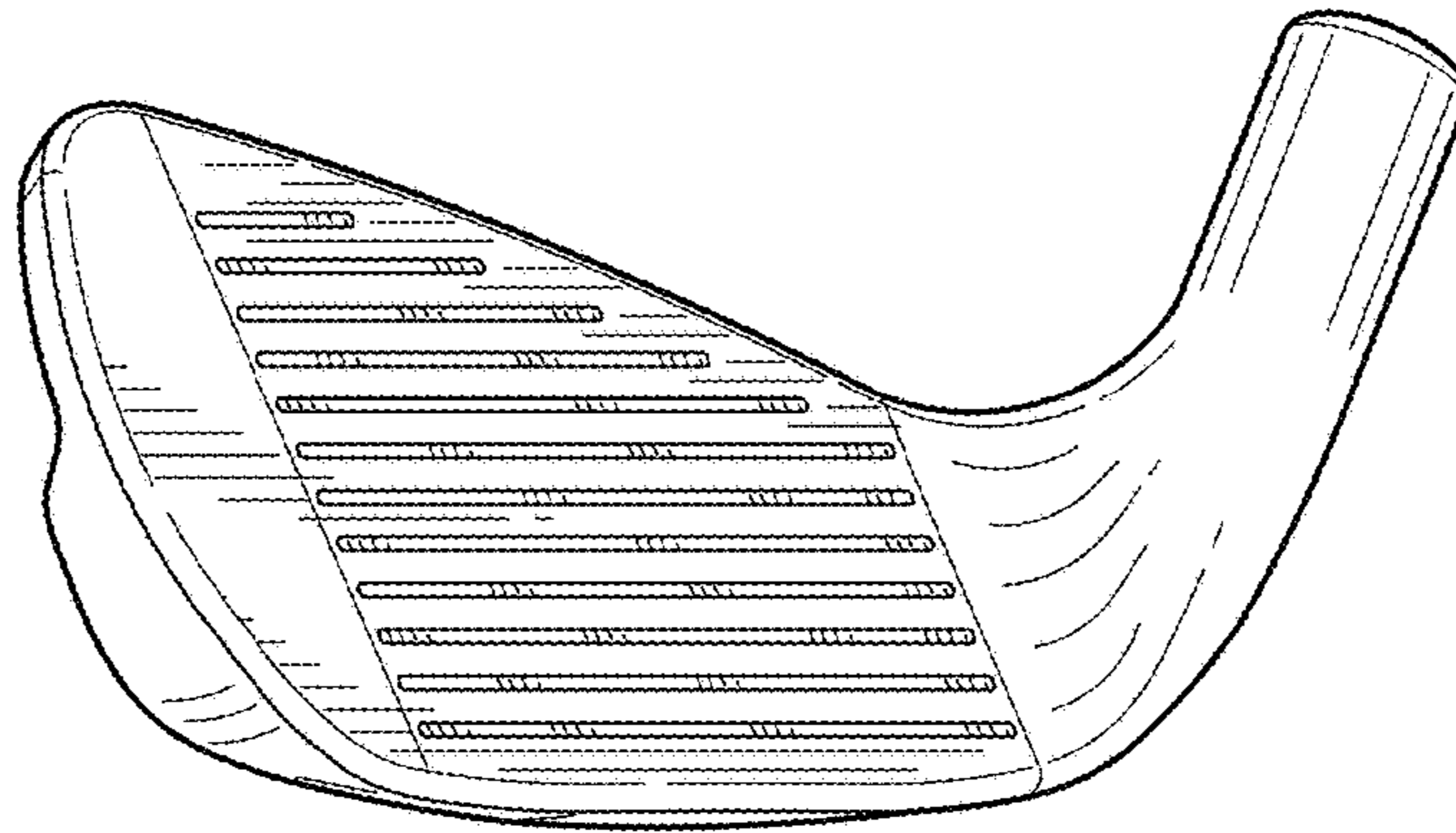


FIG. 8

