



US00D842392S

(12) **United States Design Patent** (10) **Patent No.:** **US D842,392 S**
Iwasawa (45) **Date of Patent:** **** *Mar. 5, 2019**

- (54) **MAGAZINE FOR A TOY GUN**
- (71) Applicant: **TOKYO MARUI Co., Ltd.**, Tokyo (JP)
- (72) Inventor: **Iwao Iwasawa**, Tokyo (JP)
- (73) Assignee: **TOKYO MARUI CO., LTD.**, Tokyo (JP)
- (*) Notice: This patent is subject to a terminal disclaimer.
- (**) Term: **15 Years**
- (21) Appl. No.: **29/604,622**
- (22) Filed: **May 18, 2017**

- (30) **Foreign Application Priority Data**
- Nov. 22, 2016 (JP) 2016-025410
- (51) **LOC (11) Cl.** **21-01**
- (52) **U.S. Cl.**
- USPC **D21/575**; D21/483; D22/108
- (58) **Field of Classification Search**
- USPC D21/483, 575; D22/108
- CPC F41A 9/70; F41A 9/65; F41A 9/71; F41A 9/68; F41A 9/69; F41A 9/61; F41A 9/00; F41A 9/17; F41A 9/23; F41A 9/34; F41A 9/84; F41A 11/02
- See application file for complete search history.

- (56) **References Cited**
- U.S. PATENT DOCUMENTS**
- D309,768 S * 8/1990 Blackshaw D22/108
- 5,099,595 A * 3/1992 Chesnut F41A 9/69
42/50
- D639,377 S * 6/2011 Marconi D22/108
- 8,713,835 B1 * 5/2014 Calvert F41A 9/71
42/49.01
- D748,219 S * 1/2016 Kielsmeier D22/108

- D783,111 S * 4/2017 Hillis D22/108
- D810,223 S * 2/2018 Kielsmeier D22/108
- 2008/0028661 A1 * 2/2008 Bubits F41A 9/71
42/49.01
- 2008/0196290 A1 * 8/2008 Bubits F41A 9/65
42/49.01
- 2013/0227870 A1 * 9/2013 Rendulic F41A 9/65
42/50
- 2015/0059222 A1 * 3/2015 Corso F41A 9/65
42/50
- 2017/0184359 A1 * 6/2017 Porat F41A 9/65
- 2017/0328659 A1 * 11/2017 Fitzpatrick F41A 9/70

OTHER PUBLICATIONS

http://www.redwolfairsoft.com/redwolf/airsoft/Magazines_Tokyo_Marui_Shotguns_Tokyo_Marui_93rds_SGR_12_AA_12_Magazines.htm (Year: 2017).*

* cited by examiner

Primary Examiner — Robin V Webster
Assistant Examiner — Keith J Wilson
(74) *Attorney, Agent, or Firm* — Jacobson Holman, PLLC.

(57) **CLAIM**


I claim the ornamental design for a magazine for a toy gun, as shown and described.

DESCRIPTION

FIG. 1 is a front perspective view of a magazine for a toy gun showing shells in the magazine according to my design; FIG. 2 is a left side elevational view of FIG. 1; FIG. 3 is right side elevational view of FIG. 1; FIG. 4 is a front elevational view of FIG. 1; FIG. 5 is a back elevational view of FIG. 1; FIG. 6 is a top view of FIG. 1; and, FIG. 7 is a bottom view of FIG. 1.

The broken lines illustrate portions of the magazine for a toy gun that form no part of the claimed design.

1 Claim, 6 Drawing Sheets






FIG. 1




FIG. 2




FIG. 3

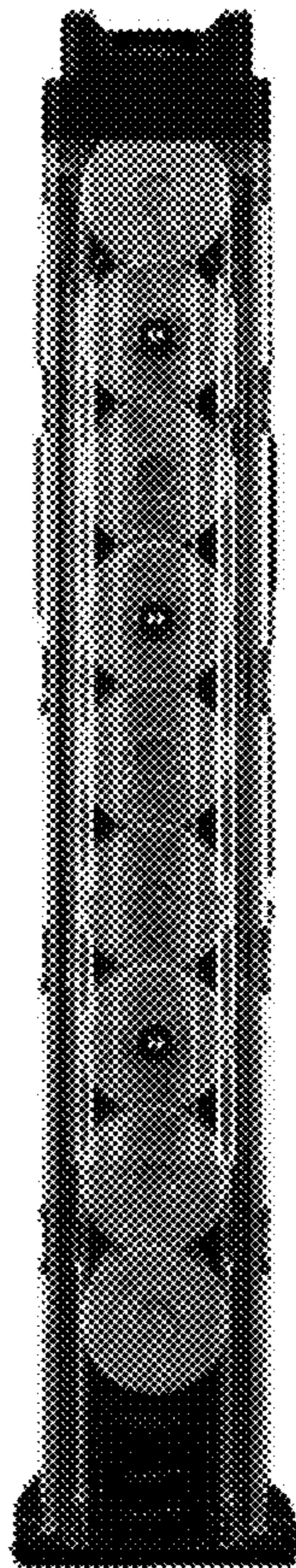


FIG. 4




FIG. 5




FIG. 6




FIG. 7