



US00D842385S

(12) **United States Design Patent**
Howard

(10) **Patent No.:** **US D842,385 S**
(45) **Date of Patent:** **** Mar. 5, 2019**

(54) **EXPANDED OCTAHEDRAL BLOCK**

(71) Applicant: **T. Dashon Howard**, Chicago, IL (US)

(72) Inventor: **T. Dashon Howard**, Chicago, IL (US)

(**) Term: **15 Years**

(21) Appl. No.: **29/593,386**

(22) Filed: **Feb. 8, 2017**

(51) **LOC (11) Cl.** **21-01**

(52) **U.S. Cl.**
USPC **D21/503**; D21/492

(58) **Field of Classification Search**
USPC D21/372, 373, 386, 388, 389, 468, 478,
D21/479; D19/59, 60, 51
CPC A63H 33/00; A63H 33/04; A63H 33/06;
A63H 33/08; A63H 33/082; A63H
33/084; A63H 33/10; A63H 33/102;
A63H 33/105; A63H 33/12; A63H 33/16;
A63H 33/40; G09B 19/00; G01N 33/26;
G01N 33/32; B21D 5/00; B21D 11/00;
B21D 11/20

See application file for complete search history.

(56) **References Cited**

U.S. PATENT DOCUMENTS

2,341,056	A *	2/1944	Moore	B65D 75/50 206/822
3,038,649	A *	6/1962	Rausing	B65D 75/50 222/528
3,208,754	A *	9/1965	Sieve	A63F 9/0415 273/146
3,255,125	A *	6/1966	Block	C08G 79/14 528/166
D206,120	S *	11/1966	Johnson	D12/215
3,347,363	A *	10/1967	Dykes	B65D 75/50 206/436
3,618,758	A *	11/1971	Shaw	B65D 5/5021 206/436

(Continued)

Primary Examiner — Cynthia M. Chin

(74) *Attorney, Agent, or Firm* — Schwegman Lundberg & Woessner, P.A.


(57) **CLAIM**

The ornamental design for an expanded octahedral block, as shown and described.

DESCRIPTION

FIG. 1 is a perspective view of an expanded octahedral lock, showing our new design;
 FIG. 2 is a top plan view thereof, showing the vertical and horizontal symmetry of the design;
 FIG. 3 is a bottom plan view thereof;
 FIG. 4 is a front elevation view thereof;
 FIG. 5 is a back elevation view thereof, which because of the vertical and horizontal symmetry of the design, is a mirror image of the front elevation view;
 FIG. 6 is a left side elevation view thereof, which because of the vertical and horizontal symmetry of the design, is a rotation from the front elevation view;
 FIG. 7 is a right side elevation view thereof, which because of the vertical and horizontal symmetry of the design, is a mirror image of the left side elevation view;
 FIG. 8 is another perspective view thereof;
 FIG. 9 is another perspective view thereof;
 FIG. 10 is another perspective view thereof;
 FIG. 11 is another perspective view thereof;
 FIG. 12 is another perspective view thereof;
 FIG. 13 is another perspective view thereof;
 FIG. 14 is another perspective view thereof;
 FIG. 15 is another perspective view thereof;
 FIG. 16 is another perspective view thereof;
 FIG. 17 is another perspective view thereof;
 FIG. 18 is another perspective view thereof;
 FIG. 19 is another perspective view thereof;
 FIG. 20 is another perspective view thereof;
 FIG. 21 is another perspective view thereof; and,
 FIG. 22 is another perspective view thereof.

1 Claim, 22 Drawing Sheets



(56)

References Cited

U.S. PATENT DOCUMENTS

3,662,486 A * 5/1972 Freedman A63F 9/088
220/DIG. 13
3,841,148 A * 10/1974 Becker G01M 13/00
600/587
4,064,662 A * 12/1977 O'Toole E04B 1/34357
135/115
4,345,761 A * 8/1982 China A63F 9/0415
273/146
D267,569 S * 1/1983 Polite D11/90
4,492,723 A * 1/1985 Chadwick, II A63H 33/16
428/11
4,679,361 A * 7/1987 Yacoe E04B 1/3211
52/81.1
4,836,787 A * 6/1989 Boo A63H 33/048
434/403
D323,684 S * 2/1992 Thompson D11/121
5,108,100 A * 4/1992 Essebaggers A63F 9/12
273/153 R
5,213,867 A * 5/1993 Huston, Sr. B31D 5/0073
206/584
5,489,230 A * 2/1996 Gavula, Jr. A63H 33/16
428/33
D367,672 S * 3/1996 Hahn D1/127
5,690,331 A * 11/1997 Sides A63F 9/0415
273/146
5,764,872 A * 6/1998 Koyamada G06T 17/20
345/440

D412,537 S * 8/1999 Underwood D21/373
6,042,116 A * 3/2000 Underwood A63F 9/0415
273/146
6,152,797 A * 11/2000 David A63H 33/08
434/403
D439,932 S * 4/2001 Shillings D21/373
D445,140 S * 7/2001 Odenwalt D21/373
D457,833 S * 5/2002 Juan D11/121
D501,694 S * 2/2005 Cannon D11/90
D516,129 S * 2/2006 Combos D21/373
D517,612 S * 3/2006 Bowling D21/373
D522,910 S * 6/2006 Welzig D11/90
D629,046 S * 12/2010 Bowling D21/373
8,061,713 B2 * 11/2011 Cook A63F 9/1204
273/156
D681,502 S * 5/2013 Chester D11/142
D718,819 S * 12/2014 Novinbakht D21/373
8,979,608 B2 * 3/2015 Hawthorne A63H 33/16
446/109
D743,970 S * 11/2015 Cepress D14/480.2
D748,737 S * 2/2016 Au-Yeung D21/373
9,427,676 B2 * 8/2016 Howard A63H 33/04
9,731,215 B2 * 8/2017 Howard A63H 33/046
D799,602 S * 10/2017 deBrouwer D21/373
2005/0014112 A1 * 1/2005 Fentress G09B 23/02
434/211
2015/0079872 A1 * 3/2015 Howard A63H 33/046
446/92

* cited by examiner




FIG. 1




FIG. 2




FIG. 3



FIG. 4




FIG. 5



FIG. 6




FIG. 7




FIG. 8




FIG. 9




FIG. 10




FIG. 11




FIG. 12




FIG. 13




FIG. 14




FIG. 15




FIG. 16




FIG. 17




FIG. 18




FIG. 19




FIG. 20




FIG. 21




FIG. 22