



US00D842373S

(12) **United States Design Patent**
Renzi

(10) **Patent No.:** **US D842,373 S**
(45) **Date of Patent:** **** Mar. 5, 2019**

- (54) **REPLACEMENT HEEL PEDESTAL**
- (71) Applicant: **John Renzi**, Riverside, CA (US)
- (72) Inventor: **John Renzi**, Riverside, CA (US)
- (**) Term: **15 Years**

D735,146 S * 7/2015 Sawada D13/167
 D770,742 S * 11/2016 Reiser D2/947
 2003/0037661 A1* 2/2003 Hsieh G10D 13/006
 84/422.1
 2004/0025667 A1* 2/2004 Hampton, Jr. G10D 13/006
 84/426

(Continued)

- (21) Appl. No.: **29/589,421**
- (22) Filed: **Dec. 30, 2016**

Related U.S. Application Data

- (63) Continuation-in-part of application No. 14/822,531, filed on Aug. 10, 2015.
- (51) **LOC (11) Cl.** **17-04**
- (52) **U.S. Cl.**
USPC **D17/22**
- (58) **Field of Classification Search**
USPC D17/4, 9, 13, 20-22, 24, 99; D30/146,
D30/149; D2/946-947, 951, 960,
D2/964-965, 968; D21/405, 409-411,
D21/483, 513, 516; D8/402
CPC G10D 13/00; G10D 13/006; G10D 13/02;
G10D 13/024; G10D 13/025; G10D
13/065; G10H 1/348
See application file for complete search history.

(56) **References Cited**

U.S. PATENT DOCUMENTS

- 863,998 A * 8/1907 Johnson G10D 13/006
84/422.2
- D61,883 S * 2/1923 Wollheim D2/946
- D242,383 S * 11/1976 Clark D17/22
- D290,467 S * 6/1987 Hyduck 84/322
- 5,905,218 A * 5/1999 Chang G10D 13/006
84/422.1
- 5,962,799 A * 10/1999 Hsieh G10D 13/006
84/422.1
- D432,767 S * 10/2000 Fogg D2/947
- D461,295 S * 8/2002 Pollastrelli D2/951

OTHER PUBLICATIONS

Facebook, Photo posted on Jan. 24, 2016, [online], [site visited on Jan. 23, 2018]. Available from Internet, <URL: <https://www.facebook.com/TheRenzi.StompLouder/photos/a.1145889982102903.1073741827.1145887098769858/1145889858769582/?type=3>> (Year: 2016).*

(Continued)

Primary Examiner — Sheryl Lane
Assistant Examiner — Samantha N Wood
(74) *Attorney, Agent, or Firm* — Hankin Patent Law,
APC; Kevin Schraven; Anooj Patel

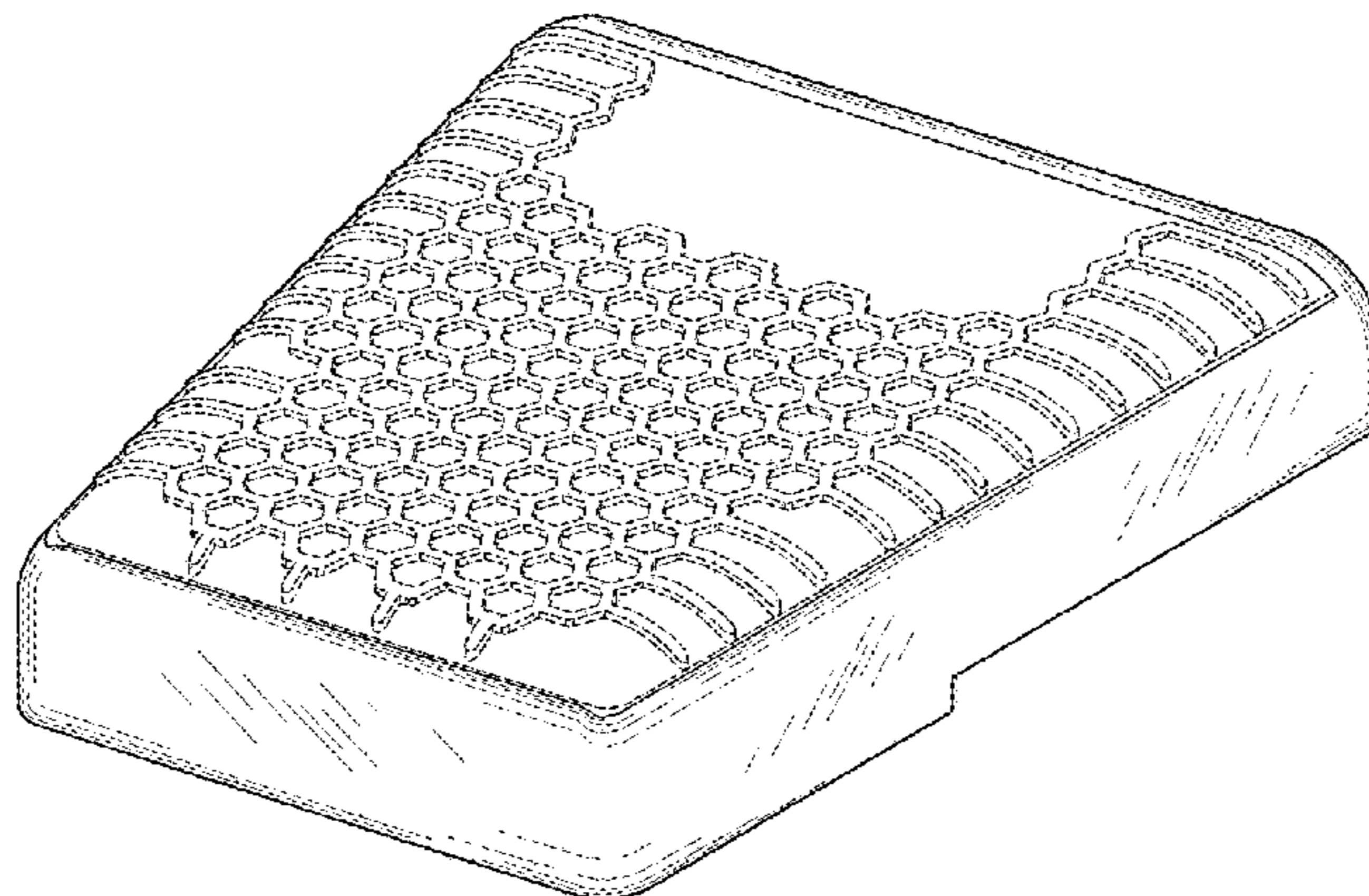
(57) **CLAIM**

The ornamental design for the replacement heel pedestal, as shown and described.

DESCRIPTION

FIG. 1 is a top perspective view of a replacement heel pedestal showing my new design.
FIG. 2 is a bottom perspective view thereof.
FIG. 3 is a top plan view thereof.
FIG. 4 is a bottom plan view thereof
FIG. 5 is a left side elevational view thereof.
FIG. 6 is a right side elevational view thereof.
FIG. 7 is a rear elevational view thereof; and,
FIG. 8 is a front elevational view thereof.
The broken lines showing connector holes, connectors, and grip pattern are for the purpose of illustrating environmental structure and unclaimed subject matter and form no part of the claimed design.

1 Claim, 8 Drawing Sheets



(56)

References Cited

U.S. PATENT DOCUMENTS

2004/0216581 A1* 11/2004 Liao G10D 13/006
84/422.1
2008/0245210 A1* 10/2008 Chang G10D 13/065
84/421
2014/0027390 A1* 1/2014 Reynolds A47F 7/024
211/4
2014/0182445 A1* 7/2014 Liao G10D 13/006
84/422.1
2015/0082968 A1* 3/2015 Sikra G10D 13/006
84/422.1

OTHER PUBLICATIONS

Amazon, Evas EQ3 Bass Drum Head, first available Jul. 16, 2004, [online], [site visited on Jan. 23, 2018]. Available from Internet, <URL: <https://www.amazon.com/Evans-Frosted-Bass-Drum-Head/dp/B001S05G0A>> (Year: 2004).*

* cited by examiner

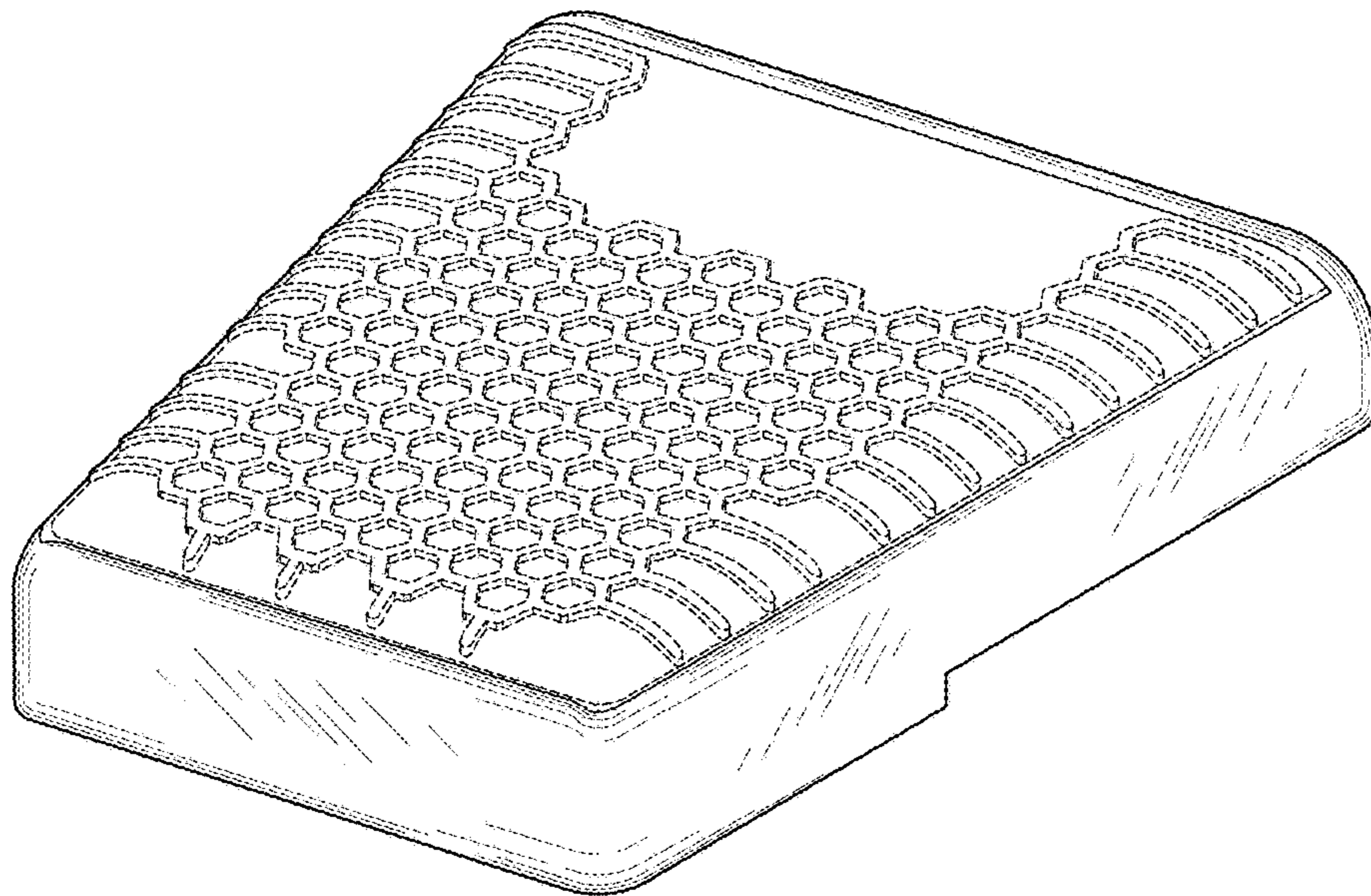


Fig. 1

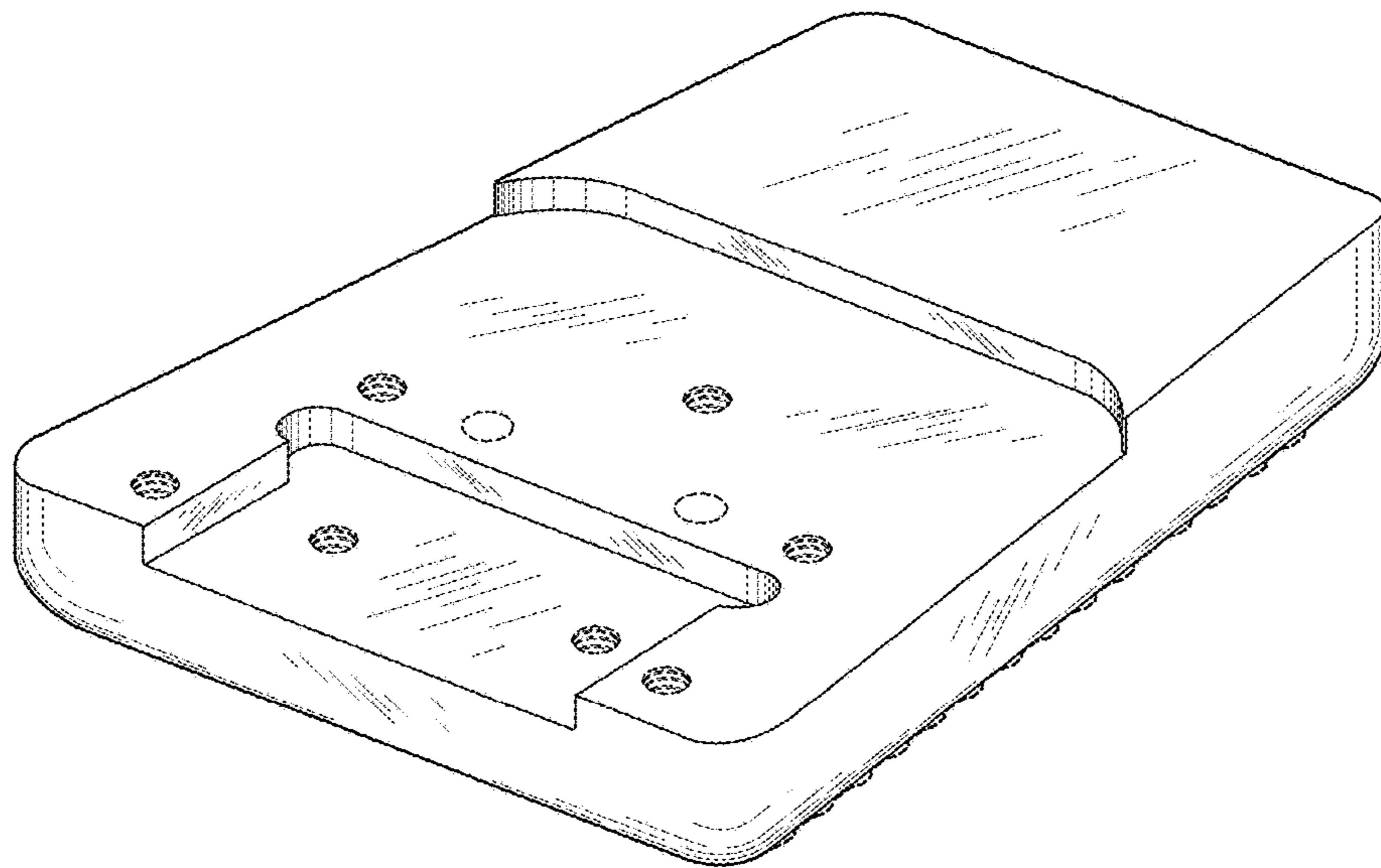


Fig.2

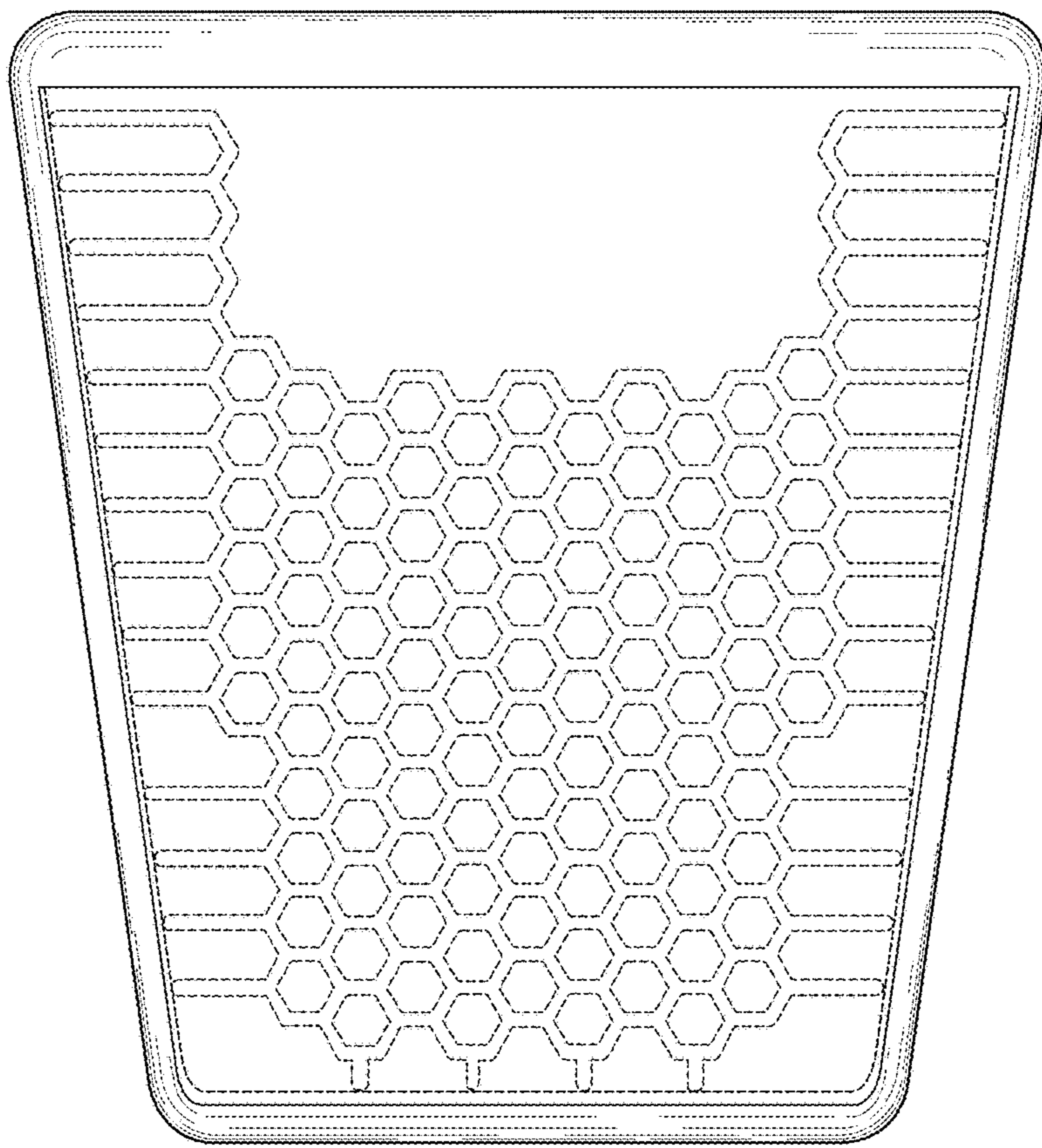


Fig.3

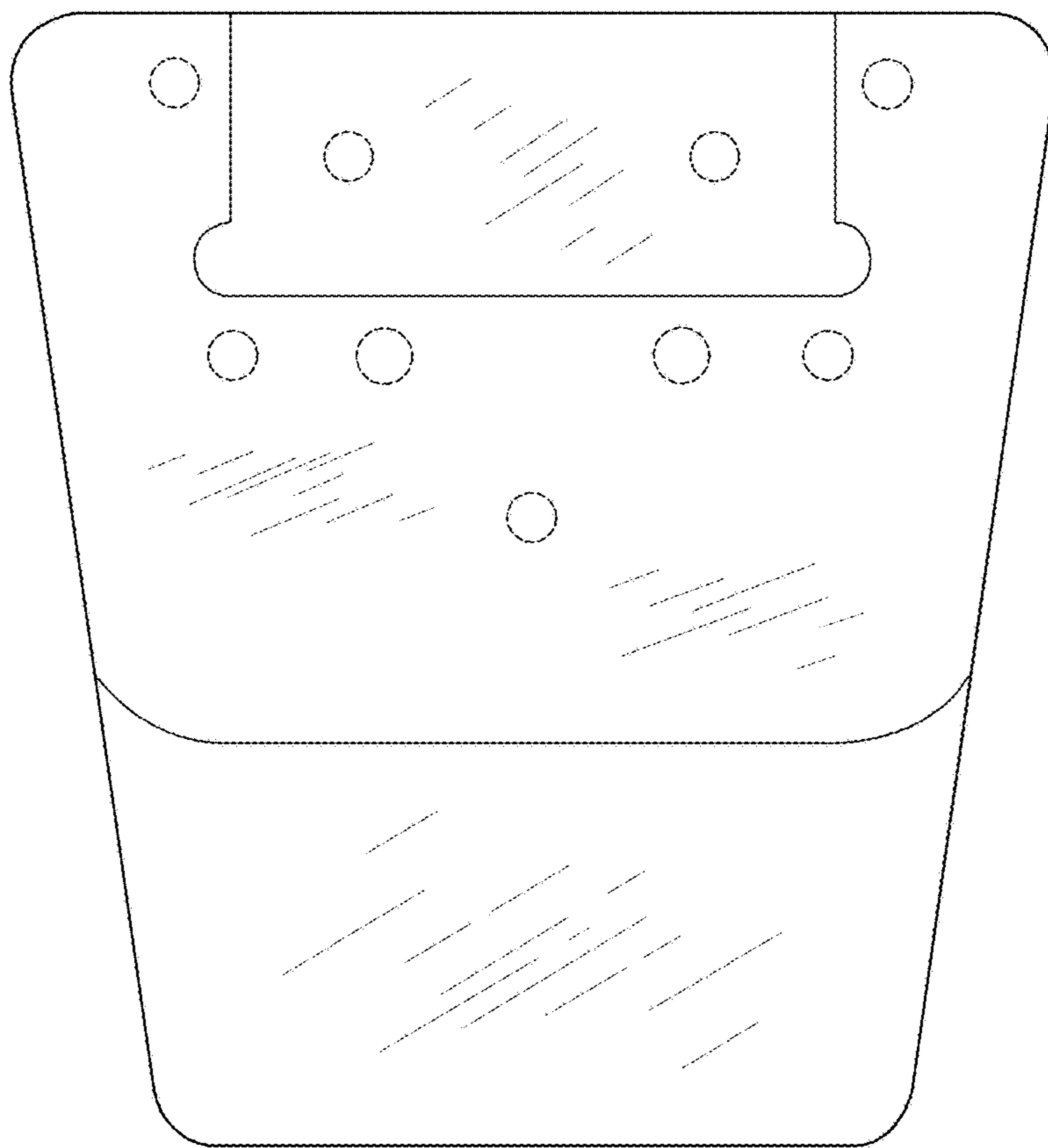


Fig.4

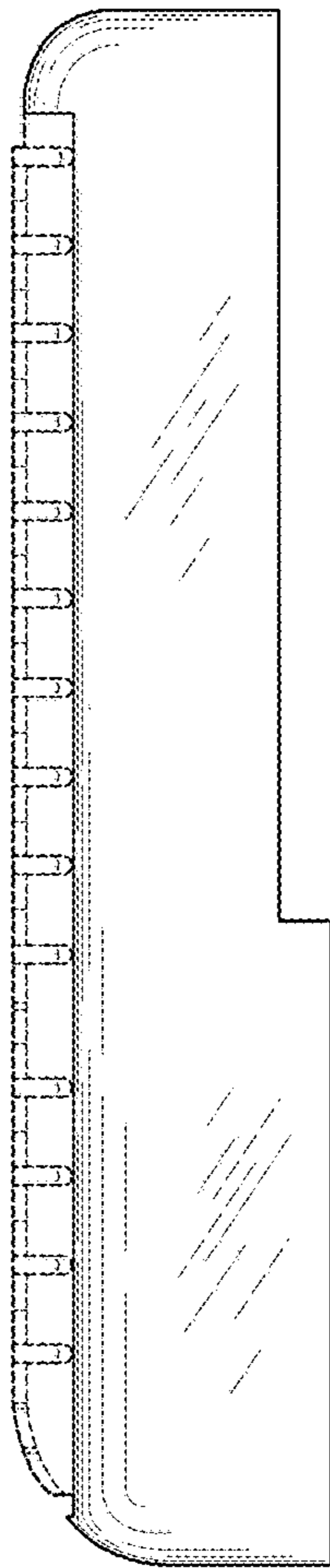


Fig.5

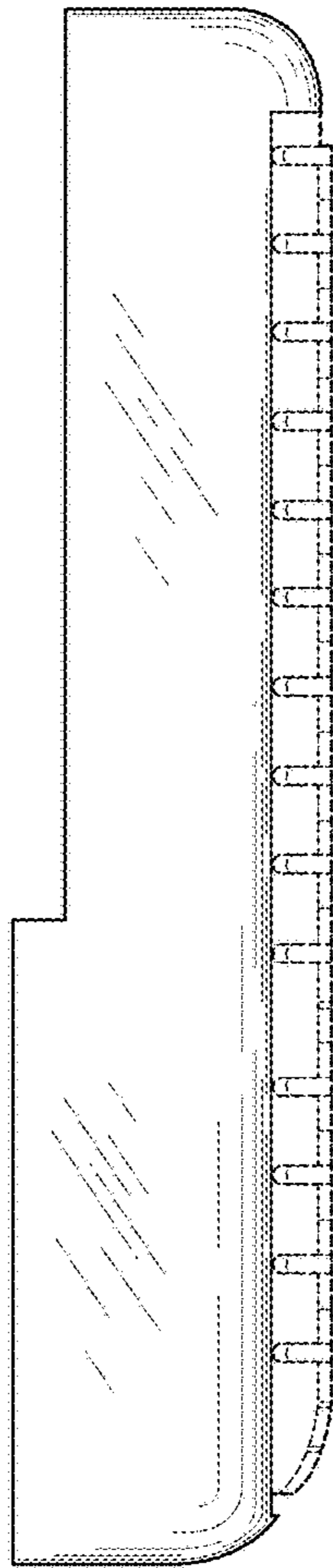


Fig.6




Fig.7

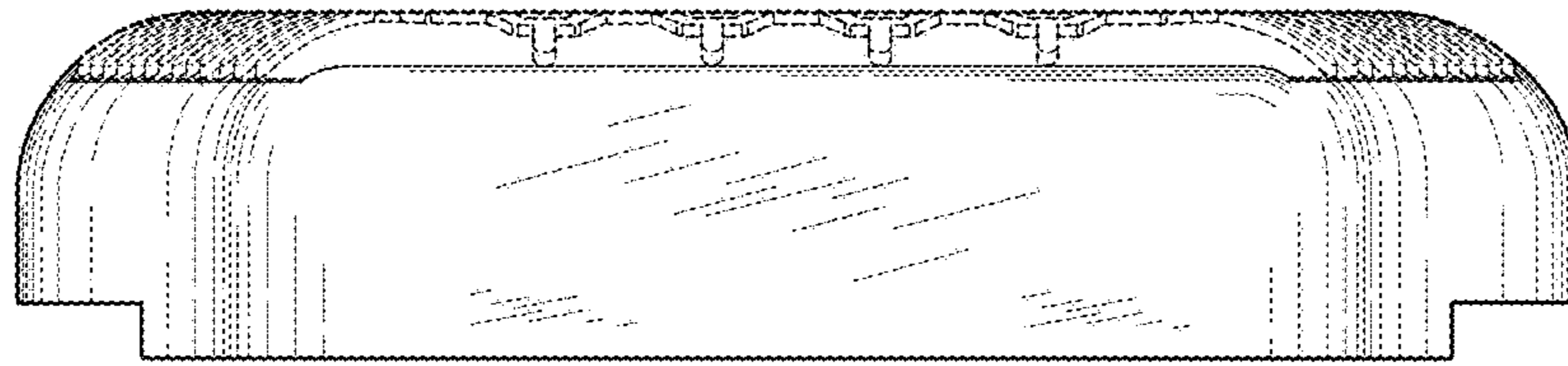


Fig.8