



US00D842345S

(12) **United States Design Patent** (10) **Patent No.:** **US D842,345 S**
Kunz (45) **Date of Patent:** **** Mar. 5, 2019**

(54) **LIP SHROUD FOR A GROUND ENGAGING MACHINE IMPLEMENT**

(71) Applicant: **Caterpillar Inc.**, Peoria, IL (US)
(72) Inventor: **Phillip J. Kunz**, Morton, IL (US)
(73) Assignee: **Caterpillar Inc.**, Deerfield, IL (US)
(**) Term: **15 Years**

(21) Appl. No.: **29/611,467**

(22) Filed: **Jul. 21, 2017**

(51) **LOC (11) Cl.** **15-03**

(52) **U.S. Cl.**
USPC **D15/29**; D15/28

(58) **Field of Classification Search**
USPC D15/11, 28, 29; 37/456, 452, 450, 446, 37/454, 449, 453, 455, 903; 403/379.5, 403/DIG. 1; 111/152; 172/724, 730, 172/766, 770, 771, 721, 713, 699, 772
CPC Y10T 29/49826; Y10T 403/589; Y10T 403/7018; Y10T 403/7075; E02F 9/28; E02F 9/2825; E02F 9/2833; E02F 9/2866; E02F 9/2858; E02F 9/2808; E02F 9/2841
See application file for complete search history.

(56) **References Cited**

U.S. PATENT DOCUMENTS

1,959,847 A 5/1934 Buskirk
2,256,488 A 9/1941 Murtaugh
3,079,710 A 3/1963 Larsen et al.
(Continued)

FOREIGN PATENT DOCUMENTS

AU 139678 7/1999
AU 143089 7/2000
(Continued)

OTHER PUBLICATIONS

U.S. Appl. No. 15/215,622, filed Jul. 21, 2016. (Unpublished).
(Continued)

Primary Examiner — Mark A Goodwin
(74) *Attorney, Agent, or Firm* — Saidman Design Law Group

(57) **CLAIM**

The ornamental design for a lip shroud for a ground engaging machine implement, as shown and described.

DESCRIPTION

The patent or application file contains at least one drawing executed in color. Copies of this patent or patent application publication with color drawing(s) will be provided by the Office upon request and payment of the necessary fee.

FIG. 1 is a front perspective view of a lip shroud for a ground engaging machine implement showing my new design;

FIG. 2 is a front view thereof;

FIG. 3 is a rear view thereof;

FIG. 4 is a left side view thereof;

FIG. 5 is a right side view thereof;

FIG. 6 is a top view thereof;

FIG. 7 is a bottom view thereof;

FIG. 8 is a front perspective view of a second embodiment thereof;

FIG. 9 is a front view thereof;

FIG. 10 is a rear view thereof;

FIG. 11 is a left side view thereof;

FIG. 12 is a right side view thereof;


FIG. 13 is a top view thereof; and,

FIG. 14 is a bottom view thereof.

Grayscale shading represents contour.

The dashed broken lines illustrate structures or features which form no part of the claimed design.

1 Claim, 8 Drawing Sheets
(8 of 8 Drawing Sheet(s) Filed in Color)



(56)

References Cited

U.S. PATENT DOCUMENTS

3,653,133 A 4/1972 Black et al.
 3,664,044 A 5/1972 Hahn
 D241,264 S 8/1976 Dahlberg et al.
 D242,274 S 11/1976 Dahlberg et al.
 D245,780 S 9/1977 Dahlberg et al.
 4,047,312 A 9/1977 Stepe
 D251,431 S 3/1979 Klett et al.
 4,231,173 A * 11/1980 Davis E02F 9/2825
 172/762
 4,980,980 A 1/1991 Schadov et al.
 5,016,365 A 5/1991 Robinson
 5,088,214 A 2/1992 Jones
 D336,476 S 6/1993 Garman
 D365,577 S * 12/1995 Ruvang D15/29
 5,515,625 A 5/1996 Keigley
 5,553,409 A 9/1996 Irving
 D378,006 S 2/1997 Clendenning
 D381,484 S 7/1997 Clendenning
 5,709,043 A 1/1998 Jones et al.
 5,765,301 A 6/1998 Clendenning
 D406,153 S 2/1999 Holzer et al.
 D417,877 S 12/1999 Launder et al.
 6,047,487 A 4/2000 Clendenning
 6,230,424 B1 5/2001 Renski et al.
 6,385,871 B1 5/2002 Quarfordt
 6,457,268 B1 10/2002 Perry et al.
 6,457,269 B1 10/2002 Esterhuysen et al.
 D478,599 S 8/2003 Zaayman et al.
 6,735,891 B2 5/2004 Pallas Moreno et al.
 6,745,503 B1 6/2004 Pallas Moreno et al.
 6,952,892 B1 10/2005 Bierwith
 6,990,760 B1 1/2006 Zaayman et al.
 6,993,861 B2 2/2006 Carpenter et al.
 7,080,470 B2 7/2006 Jones
 D537,846 S 3/2007 Block
 7,219,454 B2 * 5/2007 Maher E02F 9/2833
 172/753
 7,266,914 B2 9/2007 Grant
 D554,157 S 10/2007 Renski
 7,275,338 B2 10/2007 LaHood
 D567,825 S 4/2008 Clendenning et al.
 D567,826 S 4/2008 Clendenning et al.
 D567,827 S 4/2008 Clendenning et al.
 7,367,144 B2 5/2008 Jones et al.
 D576,644 S 9/2008 Clendenning et al.
 D602,505 S 10/2009 Ruvang
 D623,671 S 9/2010 Bolyard
 7,793,444 B2 9/2010 Jones et al.
 D624,943 S * 10/2010 Gibbon D15/29
 D631,490 S 1/2011 Drager et al.
 D643,049 S 8/2011 Nickels et al.
 8,024,874 B2 9/2011 McClanahan et al.
 8,347,530 B2 1/2013 Clendenning et al.
 D676,066 S 2/2013 Attwood et al.
 D678,361 S 3/2013 Attwood et al.
 8,572,870 B2 11/2013 Kudo et al.
 D706,307 S 6/2014 Renski et al.
 D706,312 S 6/2014 Renski et al.
 D706,840 S 6/2014 Renski et al.
 D707,264 S 6/2014 Renski et al.
 8,925,220 B2 1/2015 Stangeland et al.
 D727,367 S 4/2015 Renski et al.
 D727,369 S 4/2015 Renski et al.
 D728,635 S 5/2015 Kunz
 D728,636 S 5/2015 Kunz
 D728,637 S * 5/2015 Kunz D15/28
 D741,375 S 10/2015 Hooijmans
 D741,918 S 10/2015 Hooijmans
 D749,147 S * 2/2016 Kunz D15/28
 9,260,839 B2 2/2016 Kunz

D751,610 S 3/2016 Serrurier et al.
 9,315,972 B2 4/2016 Anisy et al.
 9,404,240 B2 8/2016 Kunz
 D766,994 S 9/2016 Kunz
 D767,647 S 9/2016 Kunz
 D769,946 S 10/2016 Kunz
 9,518,379 B2 12/2016 Kunz
 D779,566 S 2/2017 Cronk
 9,644,348 B2 5/2017 Balan et al.
 D790,601 S * 6/2017 Balan D15/28
 D797,162 S 9/2017 Kunz
 D797,163 S 9/2017 Kunz
 D805,112 S * 12/2017 Serrurier D15/29
 D806,140 S * 12/2017 Serrurier D15/29
 D806,759 S * 1/2018 Serrurier D15/29
 2003/0024139 A1 2/2003 Jones et al.
 2004/0107608 A1 6/2004 Meyers et al.
 2004/0216335 A1 11/2004 Jones
 2006/0117613 A1 6/2006 Jones et al.
 2008/0092413 A1 4/2008 McClanahan et al.
 2009/0282711 A1 * 11/2009 Naher E02F 9/2841
 37/455
 2012/0304508 A1 12/2012 Guimaraes et al.
 2013/0008062 A1 1/2013 Guimaraes et al.
 2013/0185964 A1 7/2013 Anisy et al.
 2013/0318840 A1 12/2013 Ollinger, IV et al.
 2014/0082976 A1 3/2014 Vicq et al.
 2014/0082977 A1 3/2014 Pilon
 2014/0173949 A1 6/2014 Karlsson et al.
 2015/0211215 A1 7/2015 Dallard et al.
 2015/0247306 A1 9/2015 Kunz
 2016/0356024 A1 12/2016 Gandy et al.
 2017/0073938 A1 3/2017 Bjerke et al.

FOREIGN PATENT DOCUMENTS

CL 199502068 10/1996
 CL 199800391 11/1998
 CL 199901193 10/1999
 CL 199900223 11/1999
 CL 199901457 12/1999
 CL 199901583 6/2000
 CL 200501785 7/2005
 CL 200503115 9/2006
 CL 200503116 9/2006
 CL 200800173 8/2008
 CL 200800174 8/2008
 CL 200802524 1/2009
 CL 200801735 5/2009
 CL 200801764 7/2009
 CL 200602263 8/2010
 CL 201000618 11/2010
 CL 201000739 12/2010
 CL 201200732 3/2012
 CL 201200733 3/2012
 CL 201200291 11/2012
 CL 201302335 8/2013
 WO WO 2007/016719 A1 2/2007

OTHER PUBLICATIONS

U.S. Appl. No. 62/148,992, filed Apr. 17, 2015. (Unpublished).
 U.S. Appl. No. 62/149,077, filed Apr. 17, 2015. (Unpublished).
 U.S. Appl. No. 62/149,161, filed Apr. 17, 2015. (Unpublished).
 U.S. Appl. No. 62/149,229, filed Apr. 17, 2015. (Unpublished).
 U.S. Appl. No. 15/622,984, filed Jul. 14, 2017. (Unpublished).
 U.S. Appl. No. 15/622,997, filed Jul. 14, 2017. (Unpublished).
 U.S. Appl. No. 29/615,660, filed Aug. 30, 2017. (Unpublished).
 U.S. Appl. No. 29/621,761, filed Oct. 11, 2017. (Unpublished).
 U.S. Appl. No. 29/621,766, filed Oct. 11, 2017. (Unpublished).

* cited by examiner



Fig. 1

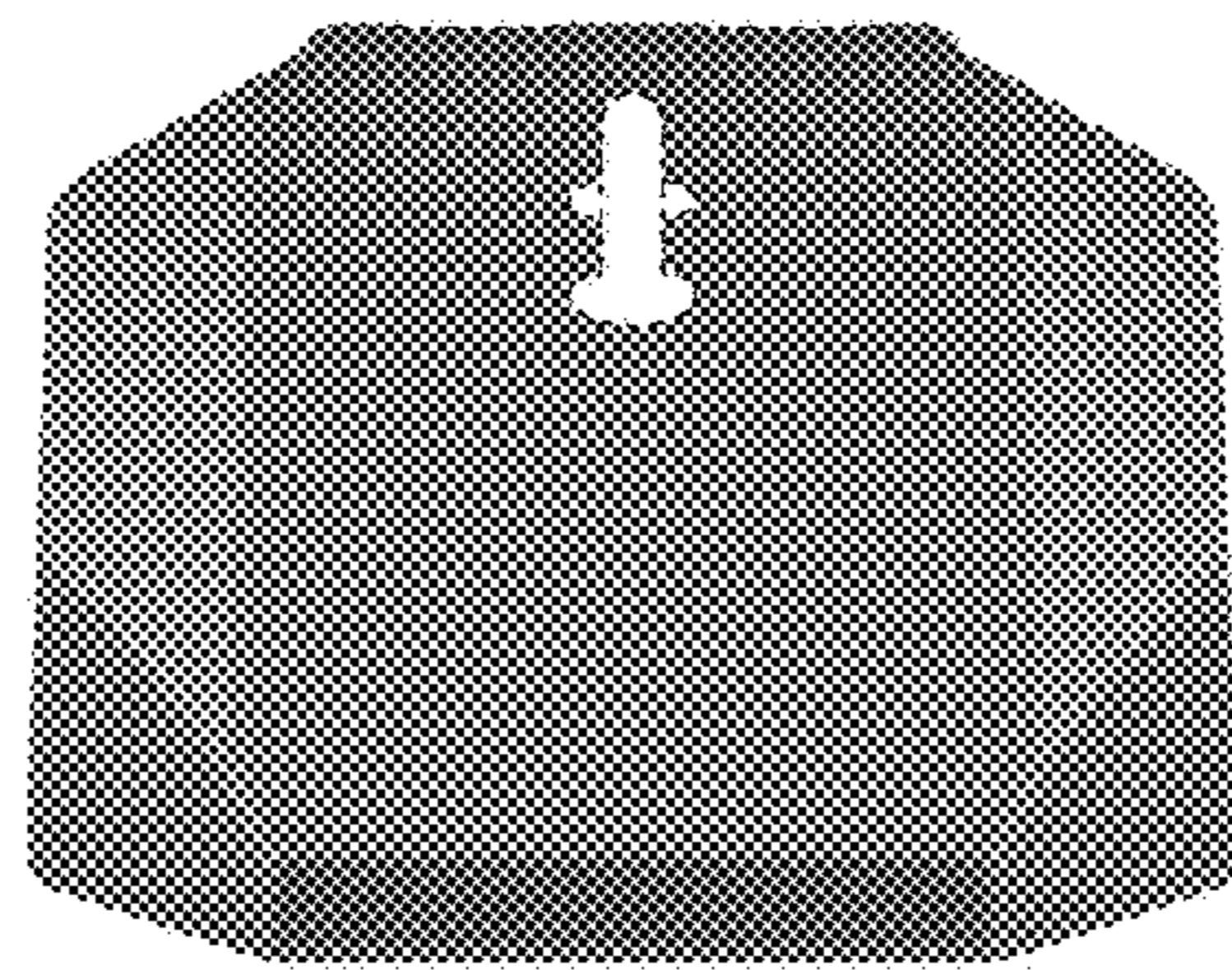


Fig. 2

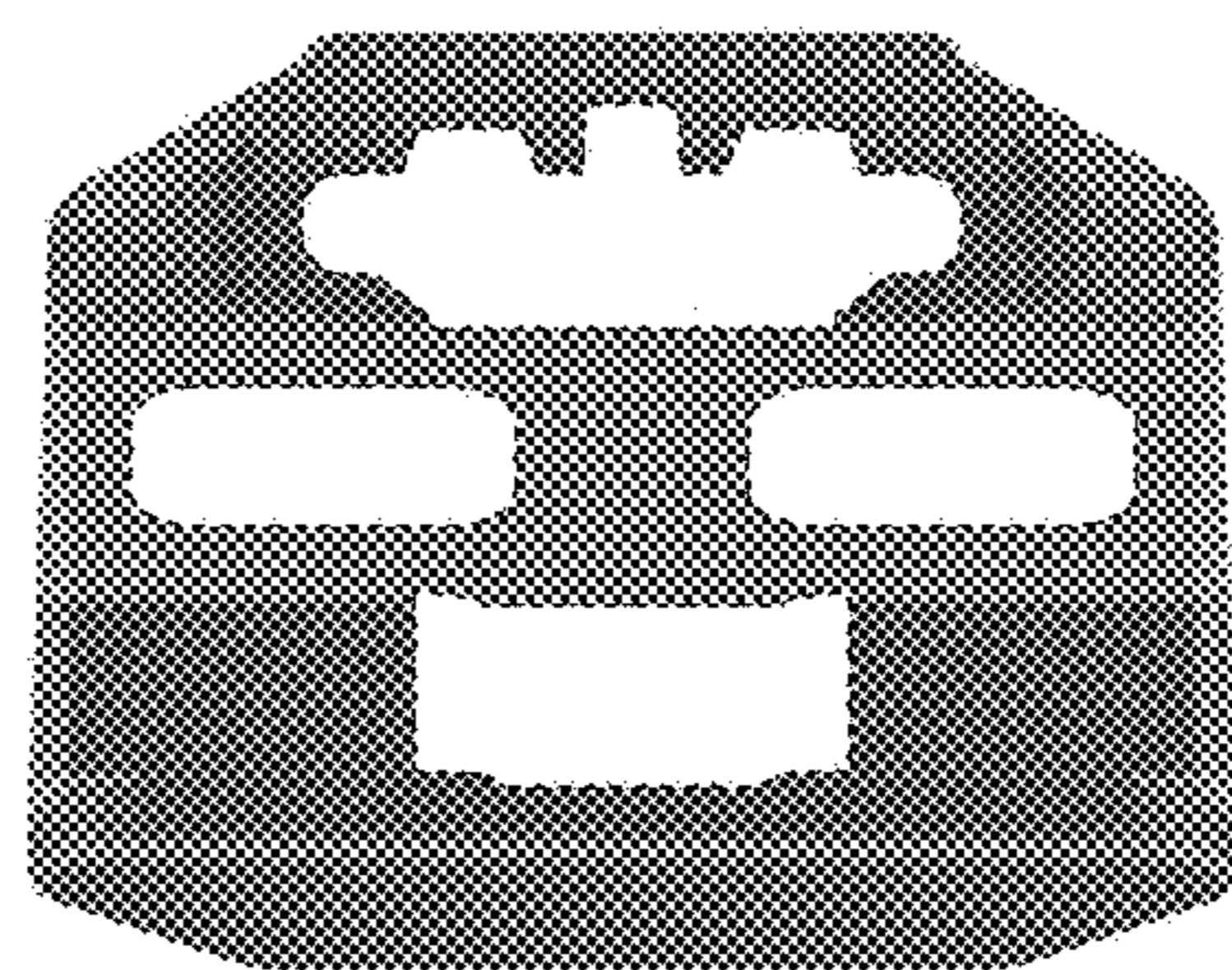


Fig. 3

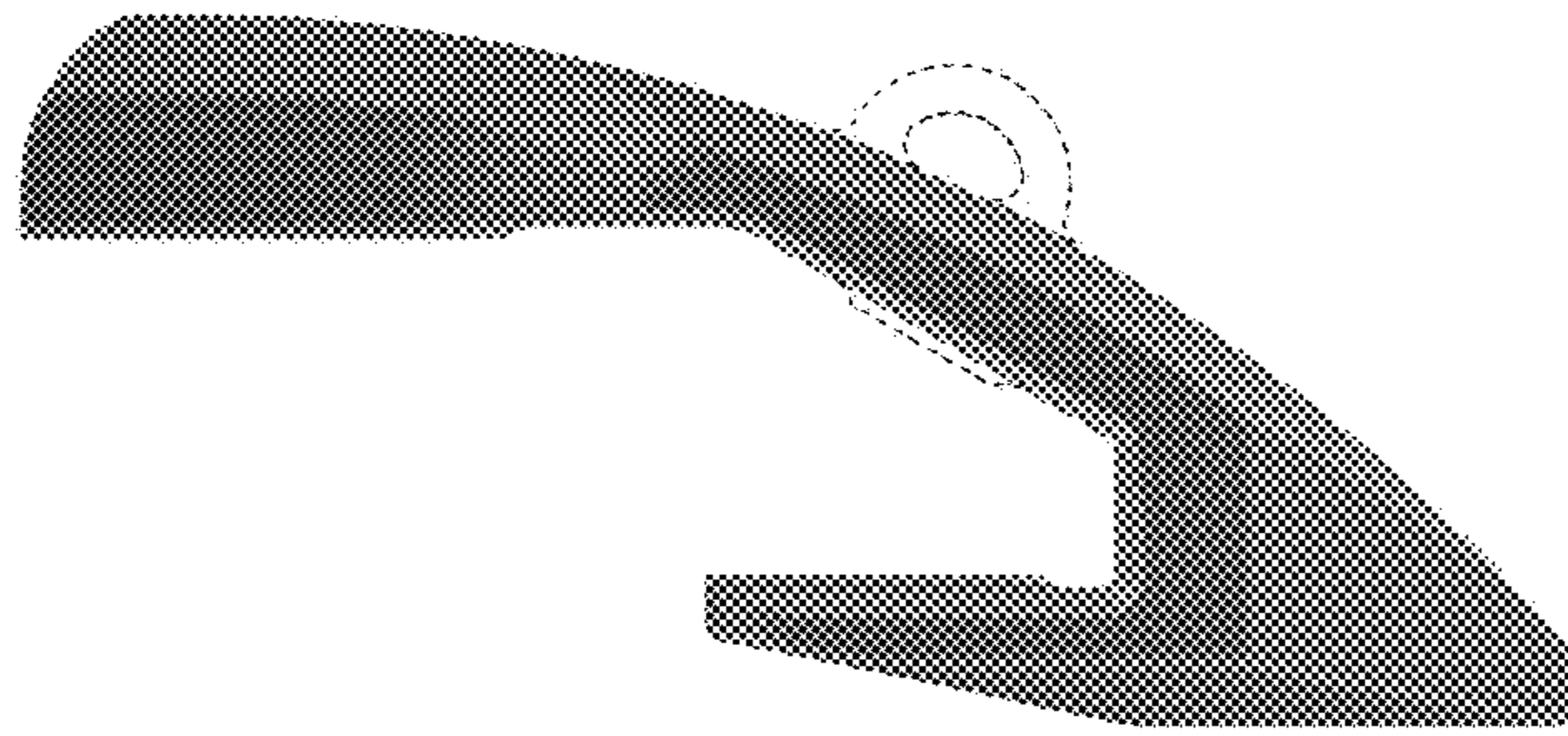


Fig. 4

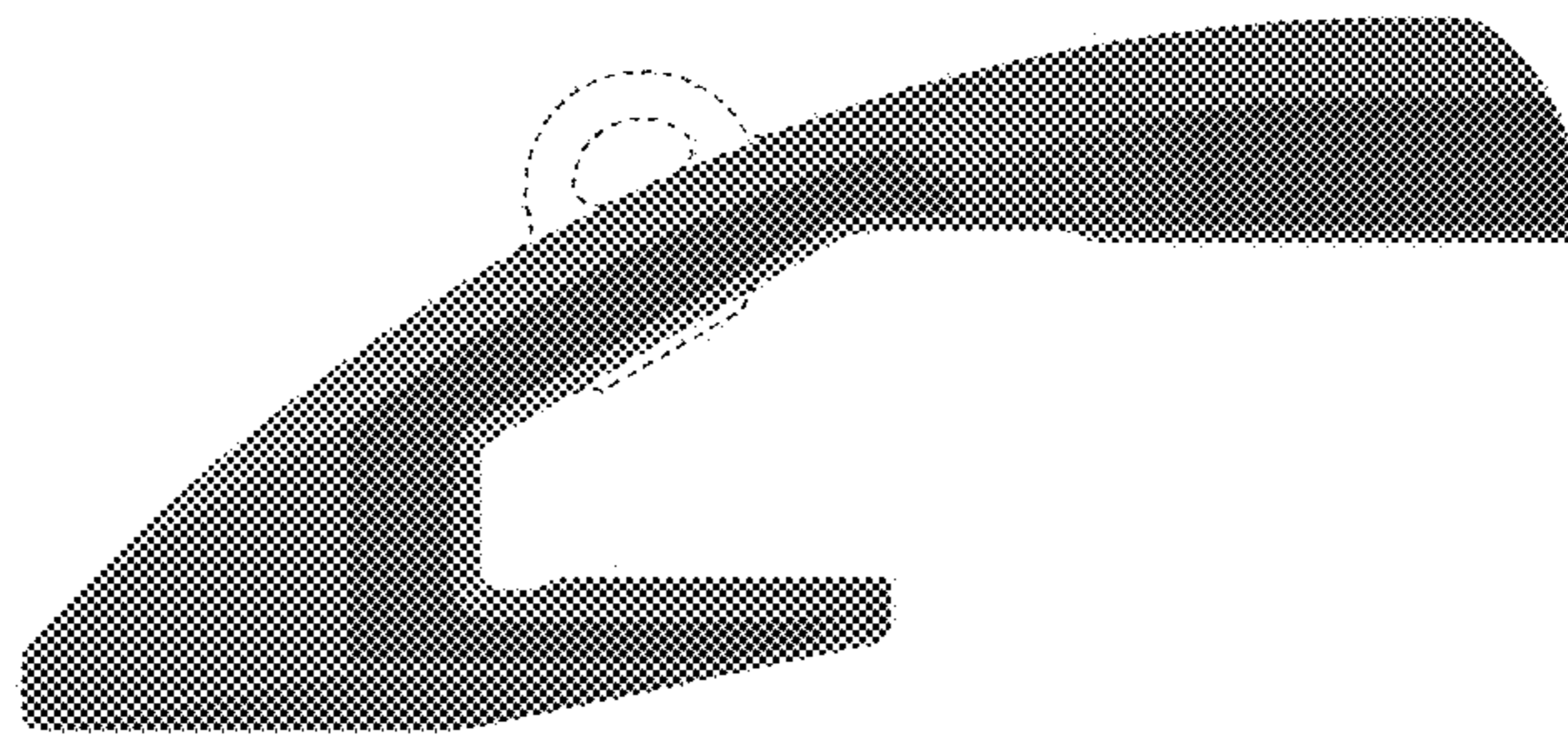


Fig. 5




Fig. 6




Fig. 7



Fig. 8

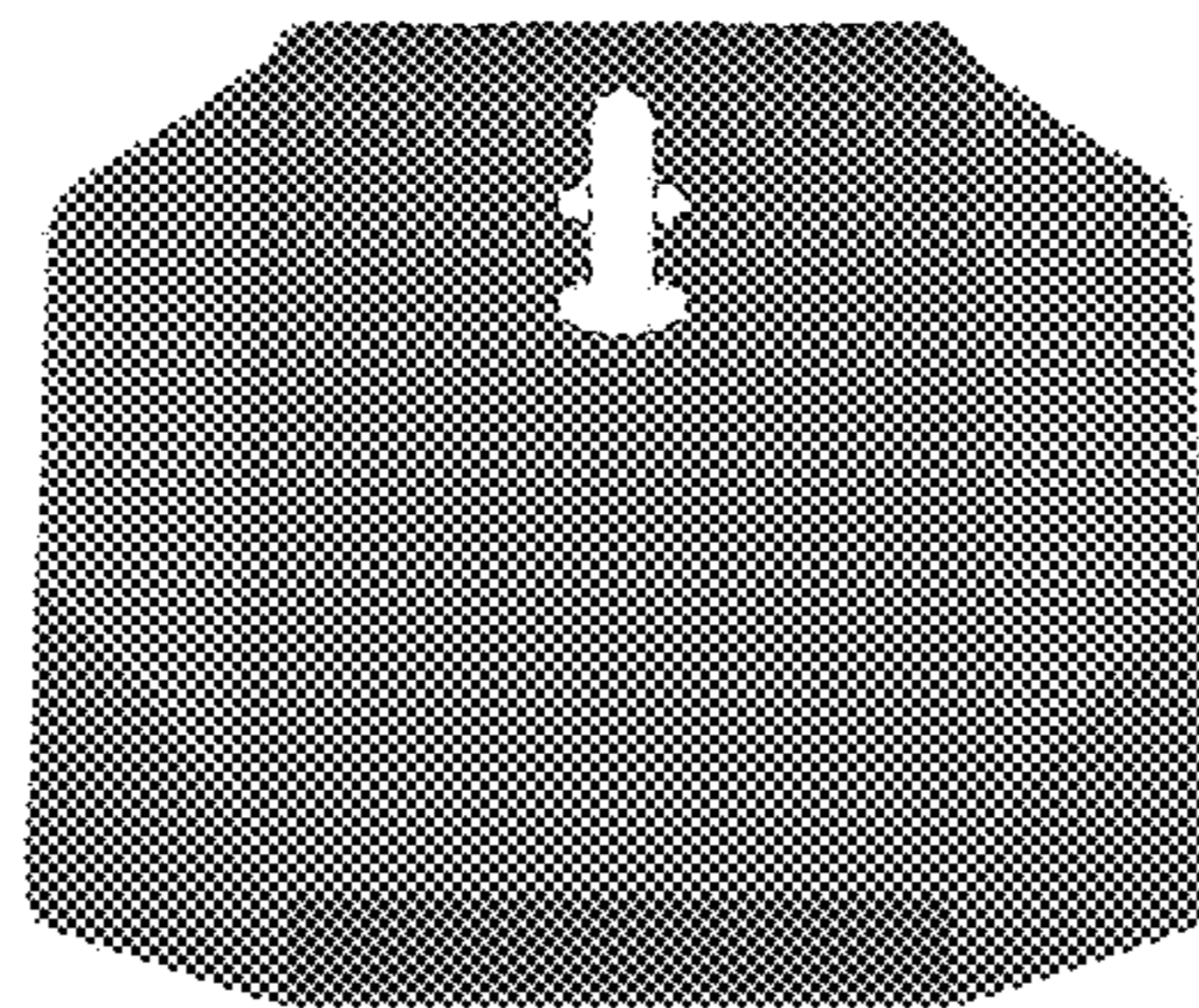


Fig. 9




Fig. 10

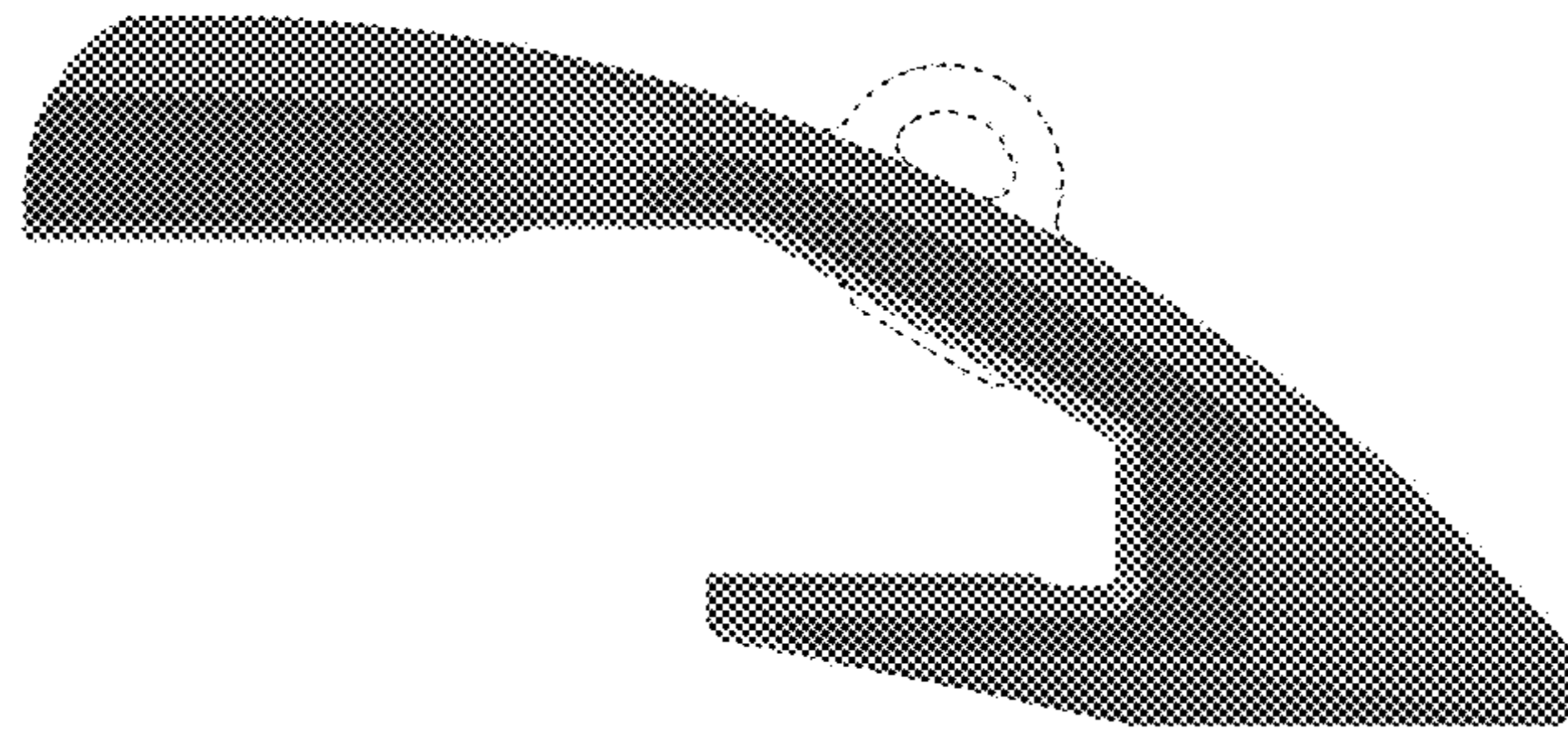


Fig. 11

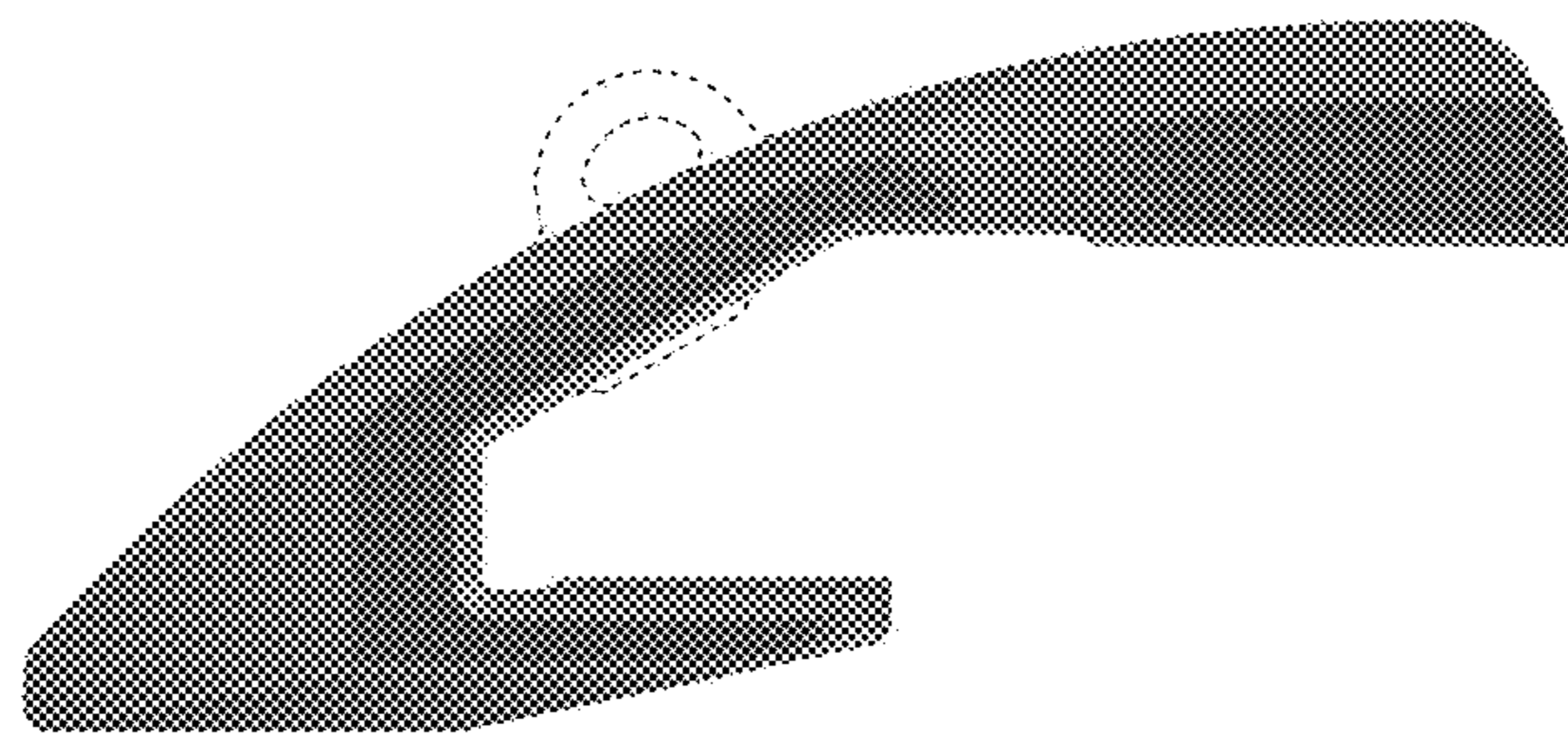


Fig. 12




Fig. 13




Fig. 14