



US00D842327S

(12) **United States Design Patent**
Suslik et al.

(10) **Patent No.:** **US D842,327 S**
(45) **Date of Patent:** **** Mar. 5, 2019**

(54) **DISPLAY SCREEN OR PORTION THEREOF WITH TRANSITIONAL GRAPHICAL USER INTERFACE**

(71) Applicant: **Aristocrat Technologies Australia Pty Limited**, North Ryde, NSW (AU)

(72) Inventors: **Igor Suslik**, Sydney (AU); **Christian Salmon**, Sydney (AU); **Jason Meyer**, Melbourne (AU)

(73) Assignee: **ARISTOCRAT TECHNOLOGIES AUSTRALIA PTY LIMITED** (AU)

(**) Term: **15 Years**

(21) Appl. No.: **29/665,584**

(22) Filed: **Oct. 4, 2018**

Related U.S. Application Data

(62) Division of application No. 29/616,091, filed on Sep. 1, 2017.

(51) **LOC (11) Cl.** **14-04**

(52) **U.S. Cl.**
USPC **D14/486**

(58) **Field of Classification Search**
USPC D14/485, 486, 487, 488
CPC H04N 1/00196; H04N 1/00408; H04M 1/2477; G06F 2203/04807; G06F 3/0482; A63F 2300/308; A63F 13/53; A63F 200/66; A63F 2300/8082
See application file for complete search history.

(56) **References Cited**

U.S. PATENT DOCUMENTS

- D341,848 S 11/1993 Bigelow et al.
- D470,857 S 2/2003 Anderson et al.
- D479,243 S 9/2003 Ohashi et al.
- D562,338 S 2/2008 Keohane
- D592,676 S * 5/2009 Okuyama D14/488

- D633,921 S 3/2011 Brinda
- D677,326 S 3/2013 Gleasman et al.
- D695,781 S 12/2013 Edwards et al.
- D749,108 S 2/2016 Bauer et al.
- D767,608 S * 9/2016 Evans D14/486
- D769,914 S * 10/2016 Lundkvist D14/486
- D772,240 S 11/2016 Edstrom et al.
- D772,273 S 11/2016 Spector

(Continued)

Primary Examiner — Robin V Webster

Assistant Examiner — Rachel A Voorhies

(74) *Attorney, Agent, or Firm* — McAndrews, Held & Malloy, Ltd.

(57) **CLAIM**

The ornamental design for a display screen or portion thereof with transitional graphical user interface, as shown and described.

DESCRIPTION

FIG. 1 is the first image in a sequence for a display screen or portion thereof with transitional graphical user interface, showing our new design.

FIG. 2 is the second image thereof;

FIG. 3 is the third image thereof;

FIG. 4 is the fourth image thereof; and,


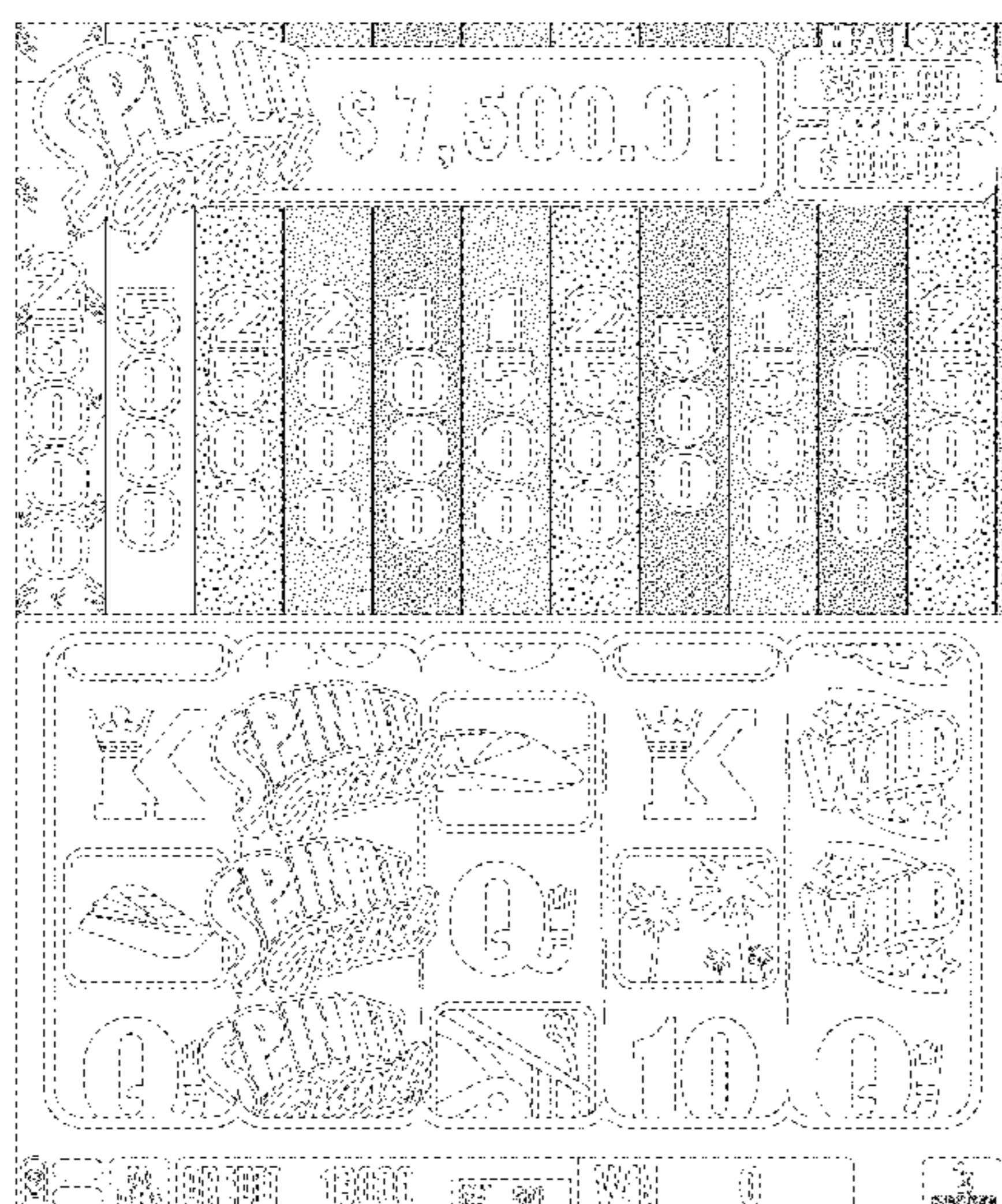
FIG. 5 is the fifth image thereof.

The outer perimeter shown in dashed broken lines in the drawings illustrates a display screen or portion thereof that forms no part of the claimed design. The remaining dashed broken lines in the drawings illustrate portions of the transitional graphical user interface that form no part of the claimed design.

The areas of stipple shading in FIGS. 1-5 each indicate a contrast in appearance.

The appearance of the transitional graphical user interface sequentially transitions between the images shown in FIGS. 1-5. The process or period by which the image transitions forms no part of the claimed design.

1 Claim, 5 Drawing Sheets



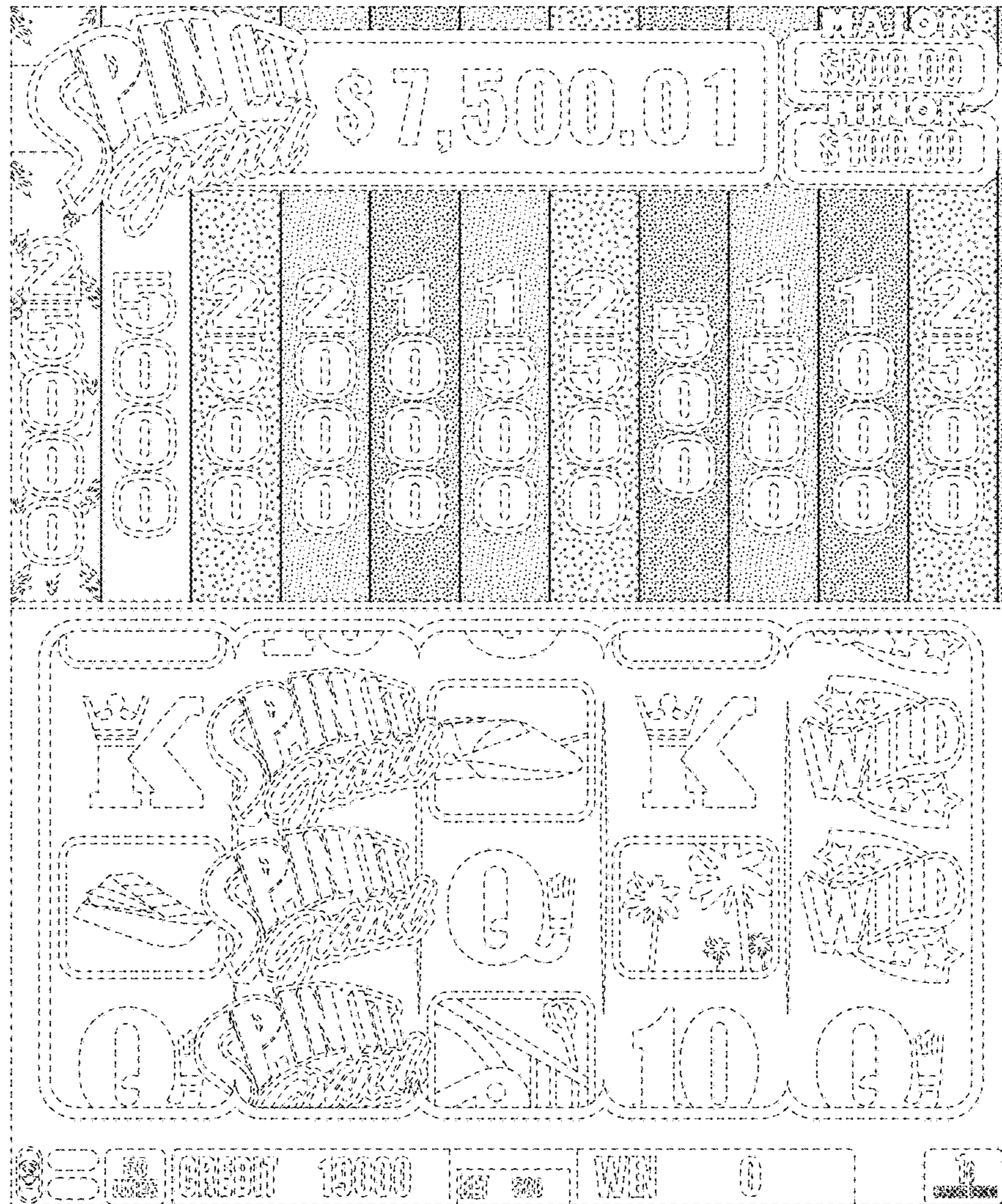


FIG. 1

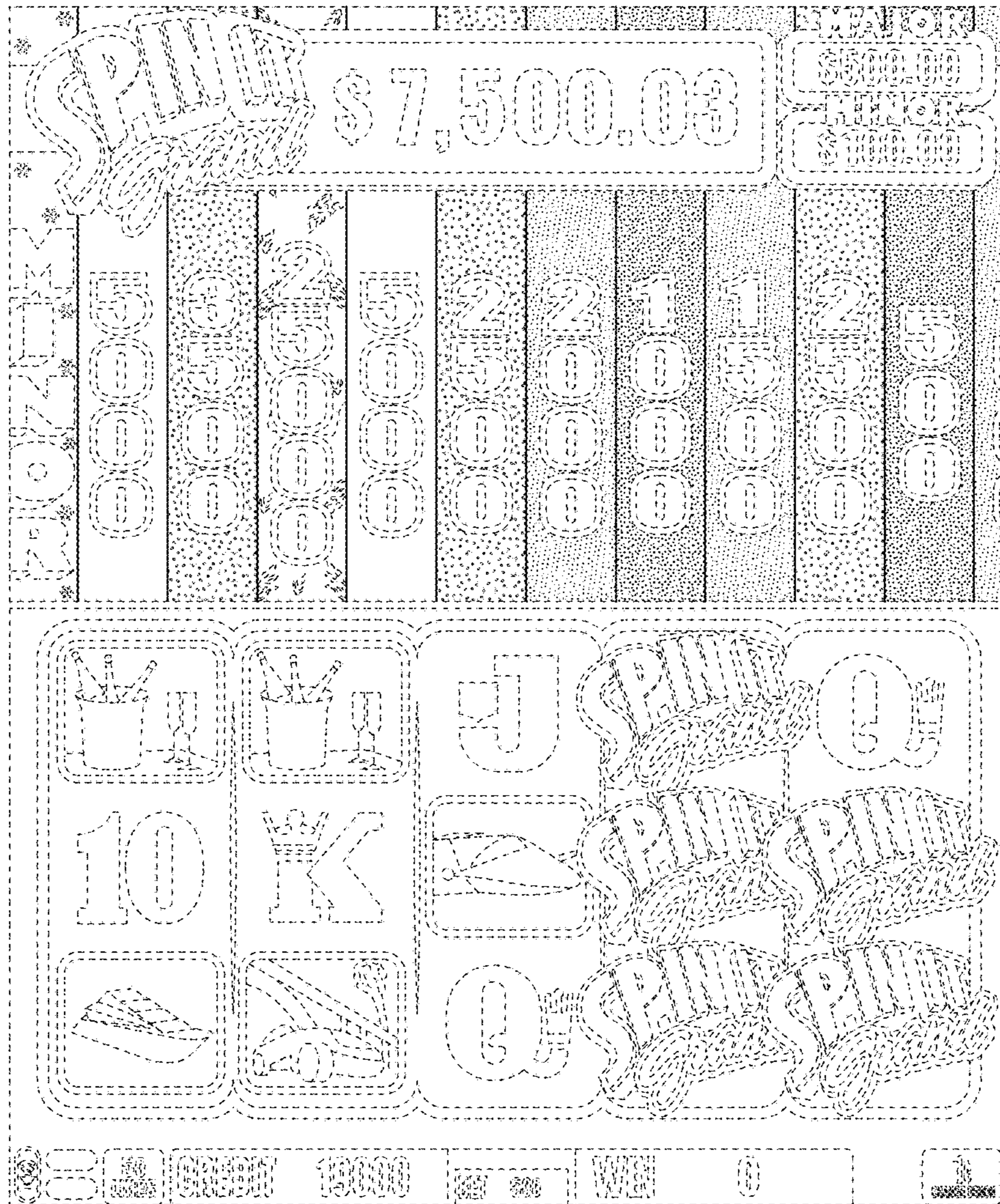


FIG. 2




FIG. 3

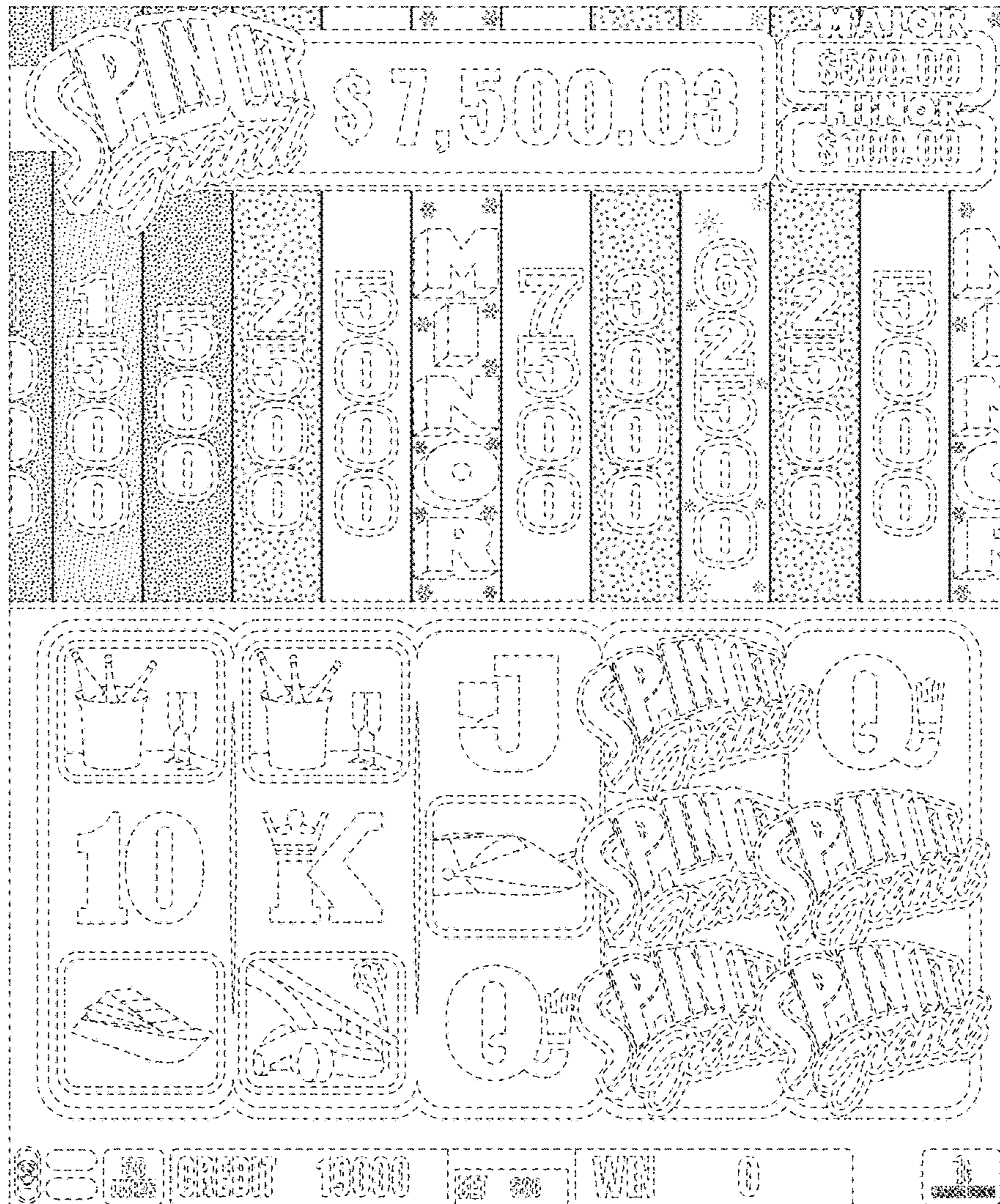


FIG. 5