



US00D842287S

(12) **United States Design Patent**
Weaver et al.

(10) **Patent No.:** **US D842,287 S**

(45) **Date of Patent:** **** Mar. 5, 2019**

(54) **PHONE CASE**

(71) Applicants: **Steve Weaver**, Long Beach, CA (US);
Sohrab Sedghi, Los Angeles, CA (US)

(72) Inventors: **Steve Weaver**, Long Beach, CA (US);
Sohrab Sedghi, Los Angeles, CA (US)

(**) Term: **15 Years**

(21) Appl. No.: **29/568,849**

(22) Filed: **Jun. 22, 2016**

(51) **LOC (11) Cl.** **14-03**

(52) **U.S. Cl.**
USPC **D14/250**

(58) **Field of Classification Search**
USPC D3/201, 226, 227, 247, 249, 250, 269,
D3/303; D13/103, 107, 108, 119;
D14/137, 138 R, 138 AA, 138 C, 138 G,
D14/203.3-203.7, 217, 238.1, 247, 248,
D14/250-253, 440; D11/132; D6/301,
D6/302

CPC H04M 1/0283; H04M 1/0202; A45C 1/06;
A45C 2011/002; A45C 11/00; A45F
2005/028; A45F 2200/0525

See application file for complete search history.

(56) **References Cited**

U.S. PATENT DOCUMENTS

| | | | | |
|--------------|---------|------------|-------|---------|
| D230,808 S * | 3/1974 | Edwards | | D11/132 |
| D254,114 S * | 2/1980 | Lyman | | D6/302 |
| D529,301 S * | 10/2006 | Phillips | | D6/302 |
| D590,603 S * | 4/2009 | Heuman | | D6/302 |
| D592,646 S * | 5/2009 | Sun | | D14/218 |
| D606,533 S * | 12/2009 | de Jong | | D14/250 |
| D606,761 S * | 12/2009 | Quinn | | D6/302 |
| D641,347 S * | 7/2011 | Fathollahi | | D14/250 |
| D643,329 S * | 8/2011 | Nitta | | D11/132 |
| D643,427 S * | 8/2011 | McGoldrick | | D14/356 |
| D654,483 S * | 2/2012 | Richardson | | D14/250 |

| | | | | |
|--------------|---------|-----------|-------|---------|
| D655,699 S * | 3/2012 | Bau | | D14/250 |
| D656,494 S * | 3/2012 | Bau | | D14/250 |
| D671,932 S * | 12/2012 | Azoulay | | D14/250 |
| D685,776 S * | 7/2013 | Bau | | D14/250 |
| D685,779 S * | 7/2013 | Schriefer | | D14/250 |
| D687,427 S * | 8/2013 | Peterson | | D14/250 |
| D691,122 S * | 10/2013 | Bau | | D14/250 |
| D719,145 S * | 12/2014 | Barfoot | | D14/250 |
| D722,309 S * | 2/2015 | Green | | D14/250 |
| D726,169 S * | 4/2015 | Powell | | D14/250 |
| D726,702 S * | 4/2015 | Umlauf | | D14/250 |
| D727,885 S * | 4/2015 | Requa | | D14/250 |
| D729,526 S * | 5/2015 | Klatt | | D6/302 |
| D757,002 S * | 5/2016 | Amit | | D14/345 |
| D757,724 S * | 5/2016 | Amit | | D14/345 |

* cited by examiner

Primary Examiner — Susan E Krakower

Assistant Examiner — L. A. Grabenstetter

(74) *Attorney, Agent, or Firm* — John D. Tran; Rhema Law Group

(57) **CLAIM**

The ornamental design for a phone case, as shown and described.

DESCRIPTION

FIG. 1 is a back perspective view of a phone case, showing our new design;

FIG. 2 is a back view of the phone case;

FIG. 3 is a front view of the phone case;

FIG. 4 is a left side view of the phone case;

FIG. 5 is a right side view of the phone case;


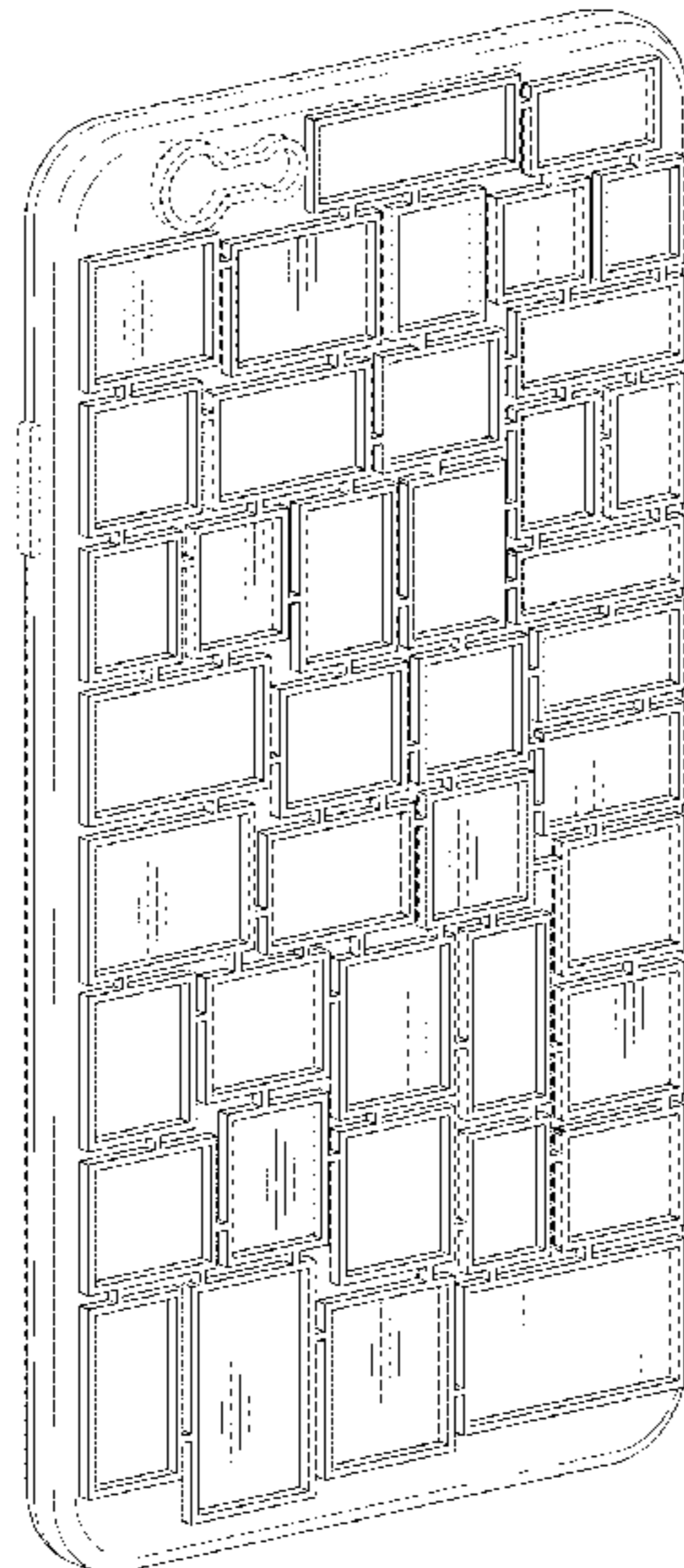
FIG. 6 is a top-down view of the phone case;

FIG. 7 is a bottom view of the phone case; and,

FIG. 8 is a second back perspective view of the phone case, including unclaimed indicia.

The broken lines represent portions of the phone case which form no part of the claim.

1 Claim, 6 Drawing Sheets






Fig. 1




Fig. 2




Fig. 3

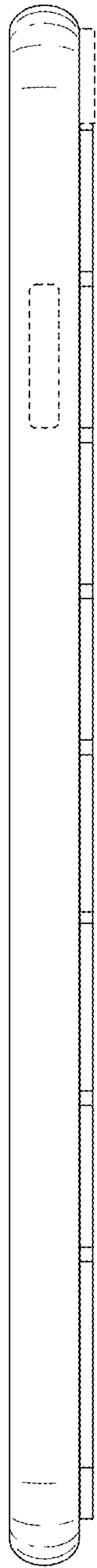


Fig. 4

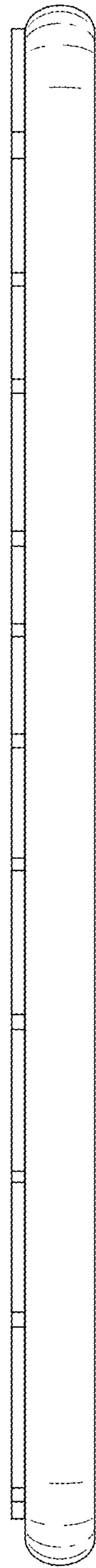


Fig. 5

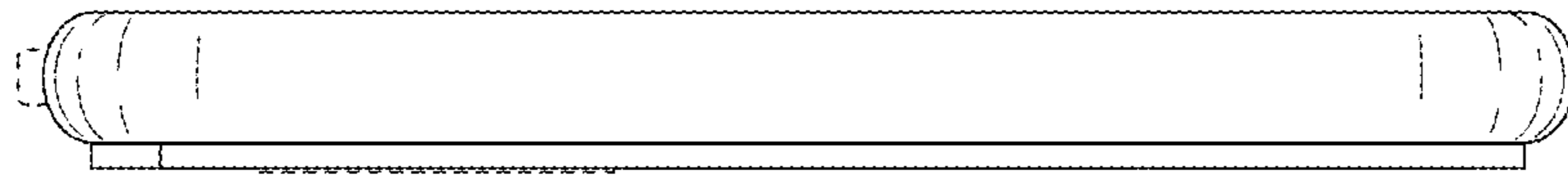


Fig. 6




Fig. 7




Fig. 8