



US00D842286S

(12) **United States Design Patent**
Weaver et al.

(10) **Patent No.:** **US D842,286 S**
(45) **Date of Patent:** **** Mar. 5, 2019**

(54) **PHONE CASE**

(71) Applicants: **Steve Weaver**, Long Beach, CA (US);
Sohrab Sedghi, Los Angeles, CA (US)

(72) Inventors: **Steve Weaver**, Long Beach, CA (US);
Sohrab Sedghi, Los Angeles, CA (US)

(**) Term: **15 Years**

(21) Appl. No.: **29/568,844**

(22) Filed: **Jun. 22, 2016**

(51) **LOC (11) Cl.** **14-03**

(52) **U.S. Cl.**
USPC **D14/250**

(58) **Field of Classification Search**
USPC D3/201, 226, 227, 247, 249, 250, 269,
D3/303; D13/103, 107, 108, 119;
D14/137, 138 R, 138 AA, 138 C, 138 G,
D14/203.3-203.7, 217, 238.1, 247, 248,
D14/250-253, 440
CPC H04M 1/0283; H04M 1/0202; A45C 1/06;
A45C 2011/002; A45C 11/00; A45F
2005/028; A45F 2200/0525
See application file for complete search history.

(56) **References Cited**

U.S. PATENT DOCUMENTS

- 3,612,301 A * 10/1971 Peacock B65D 57/00
206/593
- D399,040 S * 10/1998 Merceron D2/954
- D491,234 S * 6/2004 Rom D21/478
- D598,493 S * 8/2009 Flynn D19/9
- D618,229 S * 6/2010 de Jong D14/250
- 7,807,253 B2 * 10/2010 Kannankeril B29C 66/1122
206/522
- D647,517 S * 10/2011 Fathollahi D14/250
- D649,144 S * 11/2011 Fathollahi D14/250
- D655,699 S * 3/2012 Bau D14/250
- D668,246 S * 10/2012 Fathollahi D14/250
- D671,931 S * 12/2012 Fathollahi D14/250

- D676,034 S * 2/2013 Stuart D14/250
- D694,222 S * 11/2013 Thompson D14/238.1
- D694,226 S * 11/2013 Thompson D14/250
- D705,765 S * 5/2014 Fathollahi D14/250
- D711,864 S * 8/2014 Poon D14/250
- D715,785 S * 10/2014 Jacob D14/250
- D719,945 S * 12/2014 Chiang D14/250
- D726,169 S * 4/2015 Powell D14/250
- D727,885 S * 4/2015 Requa D14/250
- D750,101 S * 2/2016 Bates D14/485

(Continued)

OTHER PUBLICATIONS

Plush Ball iPhone Case, posting date Feb. 20, 2016, [site visited Jul. 27, 2018][online]<URL: <https://www.thisiswhyimbroke.com/plush-ball-iphone-case/>> (Year: 2016).*

Primary Examiner — Susan E Krakower
Assistant Examiner — L. A. Grabenstetter
(74) *Attorney, Agent, or Firm* — John D. Tran; Rhema Law Group


(57) **CLAIM**

The ornamental design for a phone case, as shown and described.

DESCRIPTION

FIG. 1 is a back perspective view of a phone case, showing our new design;
FIG. 2 is a back view of the phone case;
FIG. 3 is a front view of the phone case;
FIG. 4 is a left side view of the phone case;
FIG. 5 is a right side view of the phone case;
FIG. 6 is a top-down view of the phone case;
FIG. 7 is a bottom view of the phone case; and,
FIG. 8 is a second back perspective view of the phone case, including unclaimed indicia.
The broken lines represent portions of the phone case which form no part of the claim.

1 Claim, 6 Drawing Sheets



(56)

References Cited

U.S. PATENT DOCUMENTS

D755,771 S * 5/2016 Norma D14/250
D756,984 S * 5/2016 Akana D14/250

* cited by examiner

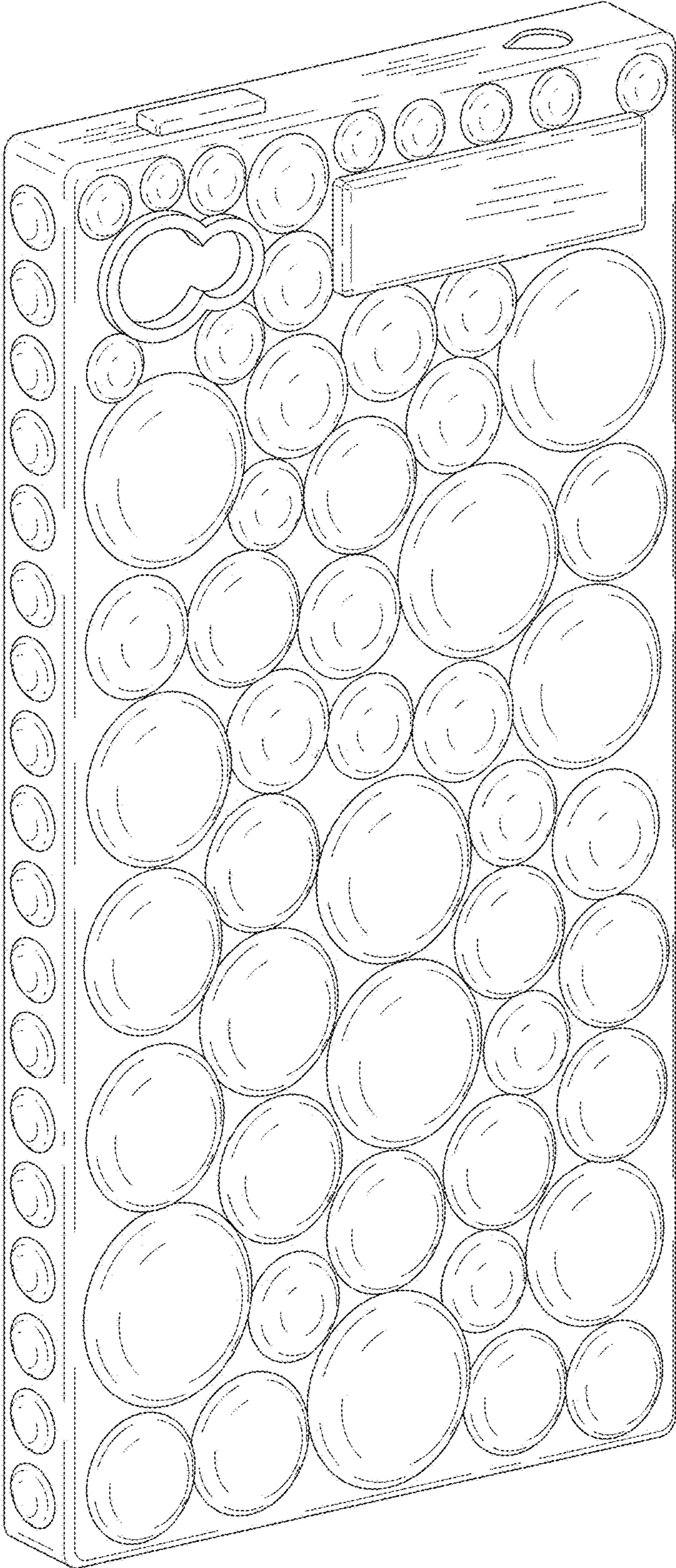


Fig. 1




Fig. 2




Fig. 3

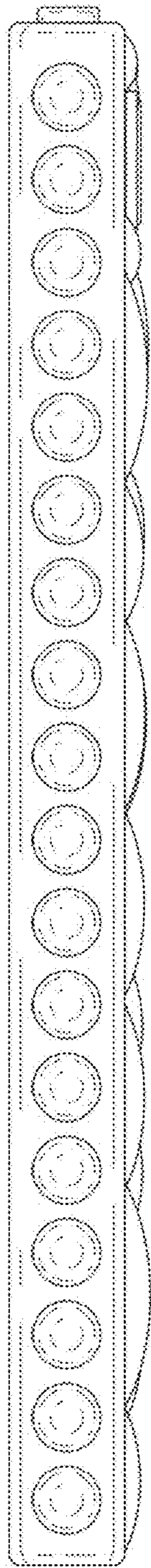


Fig. 4

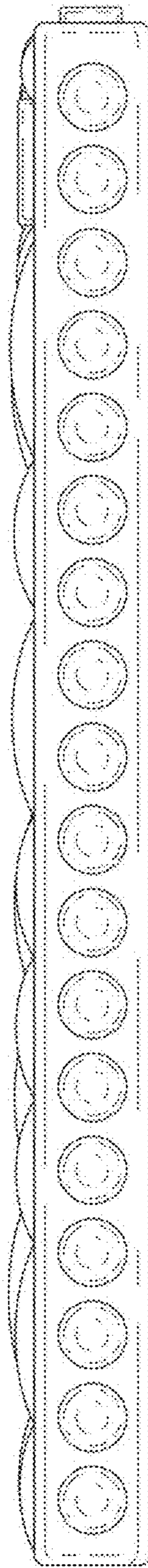


Fig. 5




Fig. 6

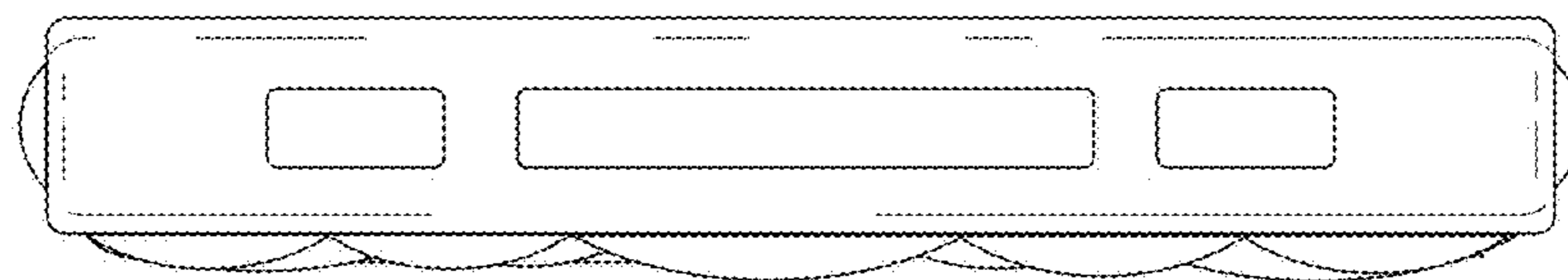


Fig. 7




Fig. 8