



US00D842272S

(12) **United States Design Patent** (10) **Patent No.:** **US D842,272 S**  
**Choi et al.** (45) **Date of Patent:** **\*\* Mar. 5, 2019**

(54) **SPEAKER**

(71) Applicant: **Samsung Electronics Co., Ltd.**,  
Suwon-si (KR)

(72) Inventors: **Gyoo-Sang Choi**, Suwon-si (KR);  
**Bum-Ho Chun**, Yongin-si (KR);  
**Jun-Pyo Kim**, Seoul (KR)

(73) Assignee: **SAMSUNG ELECTRONICS CO., LTD.**,  
Suwon-si (KR)

(\*\*) Term: **15 Years**

(21) Appl. No.: **29/569,771**

(22) Filed: **Jun. 30, 2016**

(30) **Foreign Application Priority Data**

Dec. 31, 2015 (KR) ..... 30-2015-0067622

(51) **LOC (11) Cl.** ..... **14-03**

(52) **U.S. Cl.**  
USPC ..... **D14/214**

(58) **Field of Classification Search**

USPC ..... D14/167, 168, 170–172, 188, 194–196,  
D14/204, 207, 209.1, 210–216, 219, 221,  
D14/222, 224, 239, 496  
CPC ..... B60R 11/0217; G06F 1/1688; G10K 9/22;  
G10K 11/004; H03F 1/327; H04M 1/03;  
H04M 1/035; H04N 5/642; H04N  
21/4852; H04R 1/02; H04R 1/06; H04R  
1/021; H04R 1/025; H04R 1/026; H04R  
1/028; H04R 1/105; H04R 1/323; H04R  
1/403; H04R 1/2803; H04R 1/2834;  
H04R 5/02; H04R 7/20; H04R 9/06;  
H04R 9/025; H04R 2201/021; H04R  
2400/00; H04R 2400/07; H04R 2499/11;  
H04R 2499/13; H04R 2499/15; H04S  
3/00; H04S 7/30

See application file for complete search history.

(56) **References Cited**

U.S. PATENT DOCUMENTS

D715,257 S	10/2014	Son	
D715,259 S *	10/2014	Han	D14/214
D768,603 S *	10/2016	Kim	D14/214
D805,125 S *	12/2017	Choi	D17/1

(Continued)

FOREIGN PATENT DOCUMENTS

CN	302496906 S	7/2013
CN	302909436 S	8/2014

(Continued)

*Primary Examiner* — Keli L Hill

(74) *Attorney, Agent, or Firm* — McAndrews Held & Malloy, Ltd.

(57) **CLAIM**

The ornamental design for a speaker, as shown and described.

**DESCRIPTION**

FIG. 1 is a front perspective view of a speaker showing our new design;

FIG. 2 is a front elevation view thereof;

FIG. 3 is a rear elevation view thereof;

FIG. 4 is a left-side elevation view thereof;

FIG. 5 is a right-side elevation view thereof;

FIG. 6 is a top plan view thereof;

FIG. 7 is a bottom plan view thereof; and,

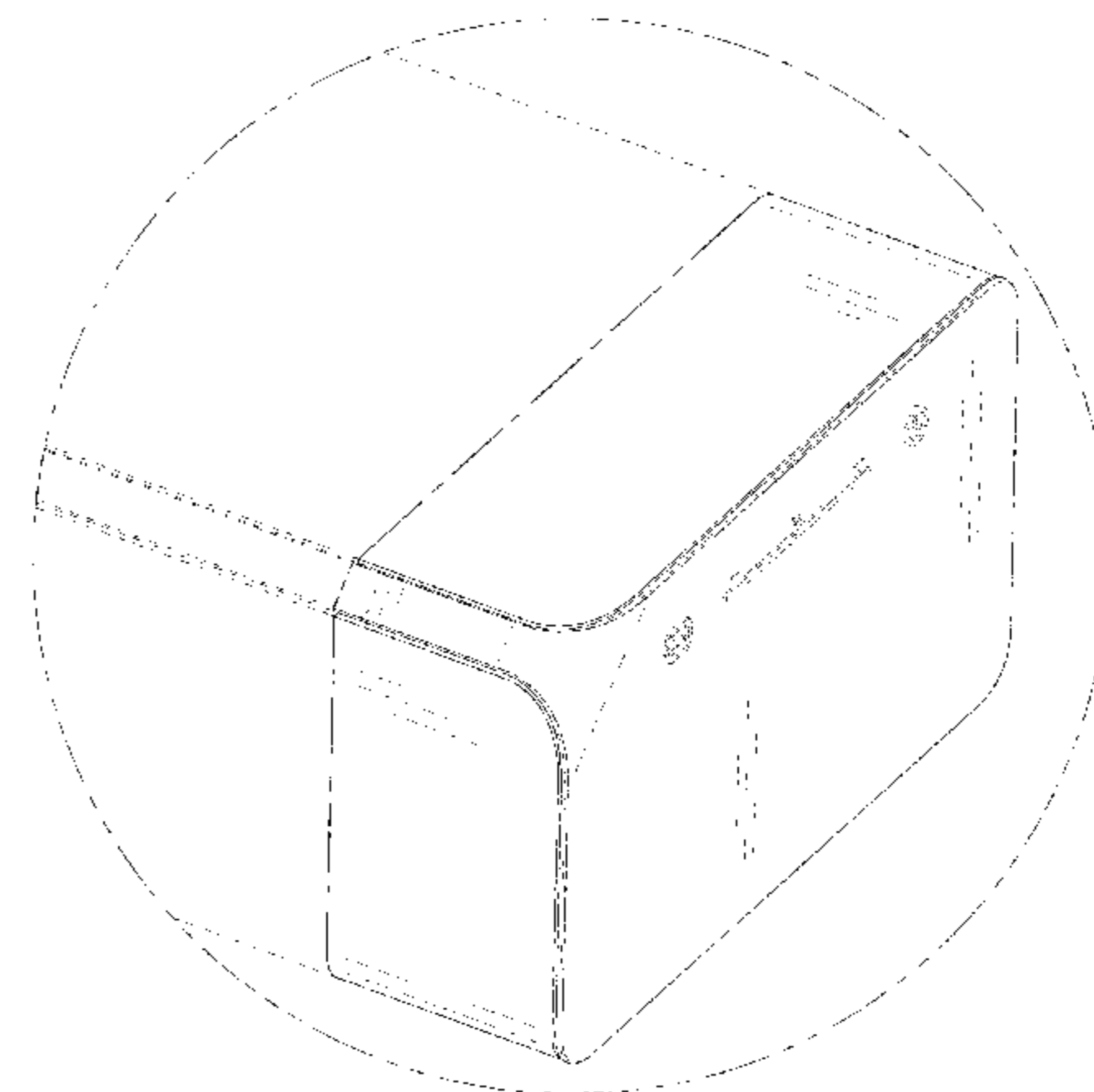
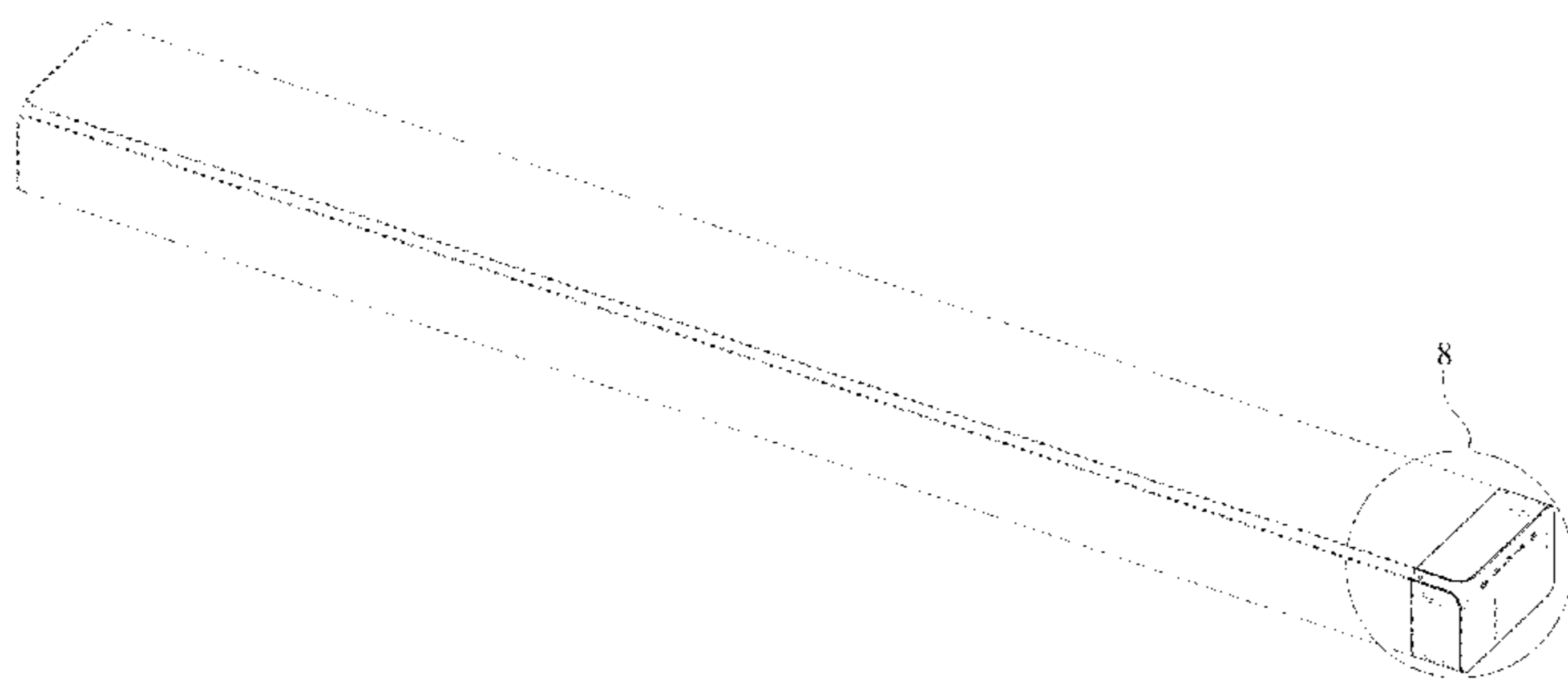
FIG. 8 is an enlarged front perspective view of the portion encircled in FIG. 1.

The dashed broken lines in the drawings illustrate portions of the speaker that form no part of the claimed design.

The dot-dash broken lines in the drawings represent a boundary line that forms no part of the claimed design.

The dot-dot-dash broken lines in the drawings encircle a portion of the claimed design that is illustrated in an enlargement and form no part of the claimed design.

**1 Claim, 8 Drawing Sheets**



(56)

**References Cited**

U.S. PATENT DOCUMENTS

D815,618 S \* 4/2018 Choi ..... D14/214  
D816,063 S \* 4/2018 Choi ..... D14/214  
D818,455 S \* 5/2018 McManigal ..... D14/214  
D827,610 S \* 9/2018 Kim ..... D14/214

FOREIGN PATENT DOCUMENTS

CN 303415304 S 10/2015  
KR 300724557 1/2014

\* cited by examiner

FIG. 1




FIG. 2




FIG. 3

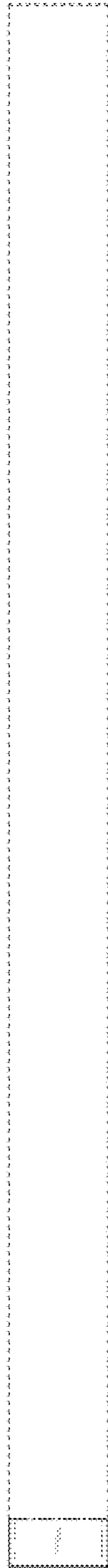


FIG. 4




FIG. 5

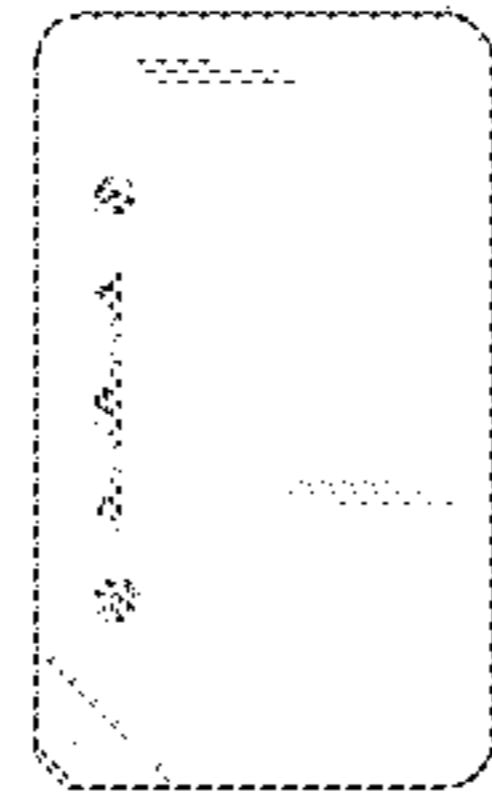


FIG. 6






FIG. 7

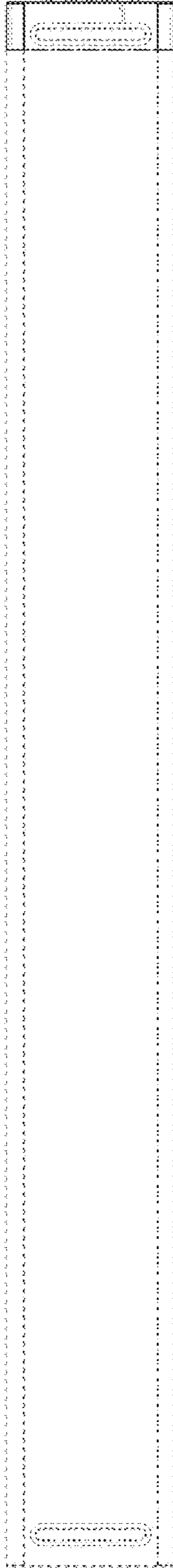


FIG. 8

