



US00D842244S

(12) **United States Design Patent**
Li

(10) **Patent No.:** **US D842,244 S**
(45) **Date of Patent:** **** Mar. 5, 2019**

(54) **POWER BANK**

(71) Applicant: **Ke Xiang Li**, Guangdong (CN)

(72) Inventor: **Ke Xiang Li**, Guangdong (CN)

(**) Term: **15 Years**

(21) Appl. No.: **29/632,932**

(22) Filed: **Jan. 11, 2018**

(51) **LOC (11) Cl.** **13-02**

(52) **U.S. Cl.**

USPC **D13/108**; D13/103

(58) **Field of Classification Search**

USPC D13/102–110, 118–119, 184, 199;
D14/356, 432

CPC Y02E 60/10; Y02E 60/12; Y02E 60/122;
Y02E 60/124; Y02E 60/50; H01M 2/02;
H01M 2/022; H01M 2/0202; H01M
2/0207; H01M 2/0212; H01M 2/1061;
H01M 2/1022; H01M 2/1055; H01M
2/1066; H01M 2/105; H01M 2/20; H01M
2/204; H01M 2/206; H01M 10/44; H01M
10/46; H01M 10/465; H01M 10/482;
H01M 2200/30; H01M 2250/30; H01M
2250/40; H02J 7/00; H02J 7/0003; H02J
7/0011; H02J 7/0013; H02J 7/0054; H02J
7/0055; H02J 7/0057; H02J 2007/0062

See application file for complete search history.

(56) **References Cited**

U.S. PATENT DOCUMENTS

D247,619 S * 3/1978 Edgell D13/103
D587,267 S * 2/2009 Wang D14/356

D762,164 S * 7/2016 Lin D13/103
D763,790 S * 8/2016 Lei D13/108
D770,973 S * 11/2016 Toth D13/107
D776,050 S * 1/2017 Awad D13/102
D782,974 S * 4/2017 Ju D13/108
D791,070 S * 7/2017 Son D13/103
D801,269 S * 10/2017 Cho D13/119
D803,775 S * 11/2017 Park D13/103
D803,779 S * 11/2017 Jung D13/107
D823,242 S * 7/2018 Jun D13/103
D824,328 S * 7/2018 Liu D13/108

* cited by examiner

Primary Examiner — Rosemary K Tarcaza
Assistant Examiner — Nathaniel D. Buckner


(57) **CLAIM**

The ornamental design for a power bank, as shown and described.

DESCRIPTION

FIG. 1 is a front elevational view of a power bank showing my new design;
FIG. 2 is a rear elevational view thereof;
FIG. 3 is a left side view thereof;
FIG. 4 is a right side view thereof;
FIG. 5 is a top plan view thereof;
FIG. 6 is a bottom plan view thereof; and,
FIG. 7 is a perspective view thereof.
The broken lines in the figures depict portions of the article which form no part of the claimed design.

1 Claim, 5 Drawing Sheets






FIG. 1




FIG. 2




FIG. 3




FIG. 4

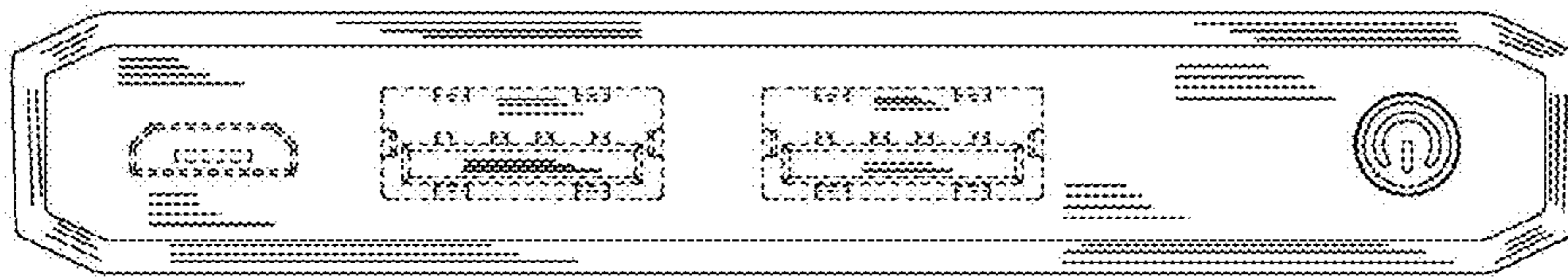


FIG. 5




FIG. 6

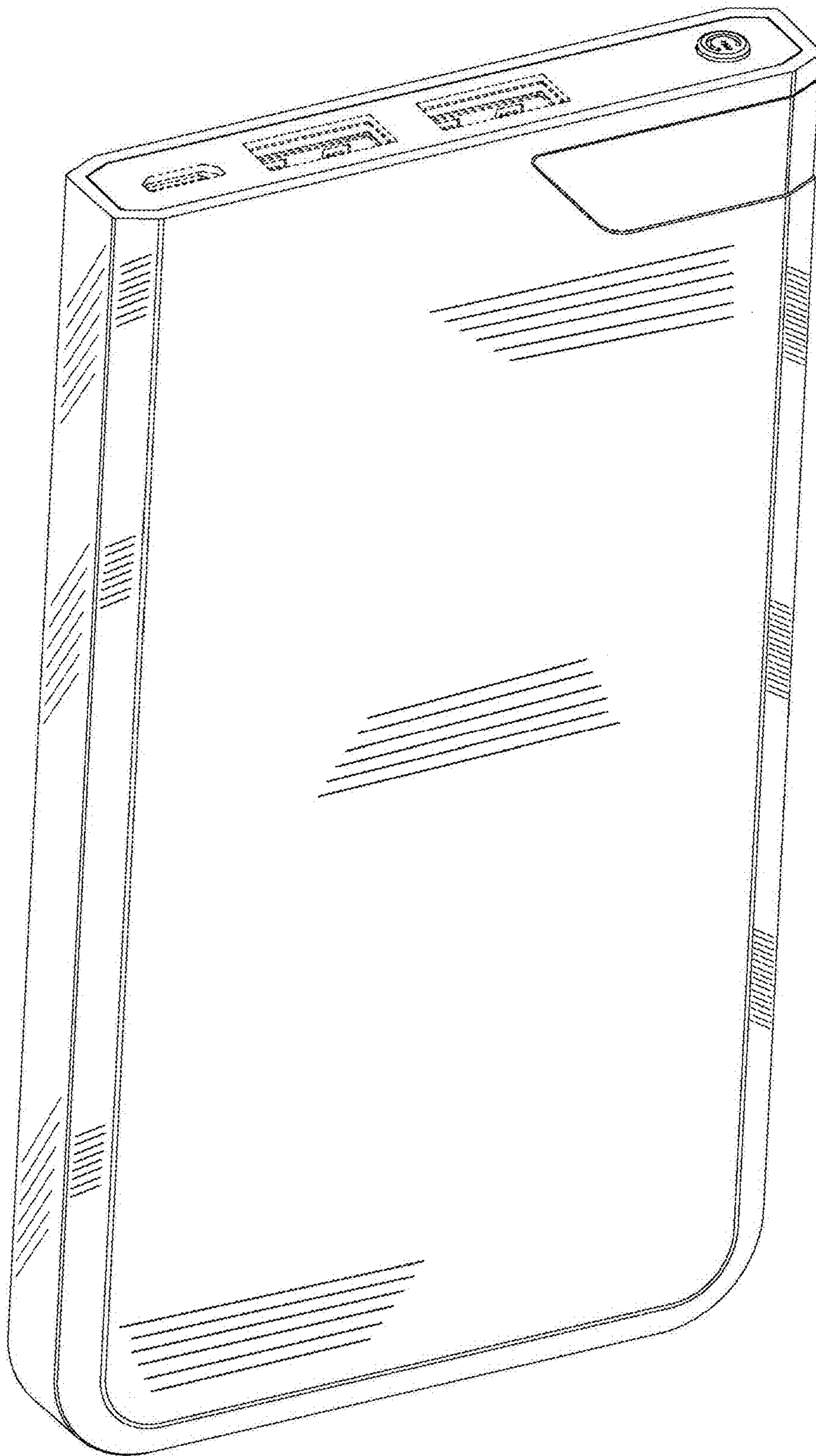


FIG. 7