



US00D842232S

(12) **United States Design Patent**
Wang et al.

(10) **Patent No.:** **US D842,232 S**
(45) **Date of Patent:** **** *Mar. 5, 2019**

- (54) **TIRE**
- (71) Applicant: **Sailun Group Co., Ltd.**, Qingdao (CN)
- (72) Inventors: **Xiao Jing Wang**, Qingdao (CN); **Kai Yu Yang**, Qingdao (CN); **Jian Ye Wang**, Qingdao (CN)
- (73) Assignee: **SAILUNJINYU GROUP CO., LTD.**, Qingdao (CN)
- (*) Notice: This patent is subject to a terminal disclaimer.
- (**) Term: **14 Years**
- (21) Appl. No.: **29/496,714**
- (22) Filed: **Jul. 16, 2014**
- (30) **Foreign Application Priority Data**

Feb. 20, 2014 (CN) 2014 3 0030985

- (51) **LOC (11) Cl.** **12-15**
- (52) **U.S. Cl.**
USPC **D12/594**
- (58) **Field of Classification Search**
USPC D12/500-568, 580-604, 900
CPC B26D 3/005; B26F 1/02; B26F 1/0084;
B60C 11/031; B60C 11/033
See application file for complete search history.

(56) **References Cited**

U.S. PATENT DOCUMENTS

D467,865 S *	12/2002	Comps	D12/594
D492,246 S *	6/2004	Salvan	D12/567
D512,017 S *	11/2005	Ochi	D12/603
D602,426 S *	10/2009	Yoda	D12/603
D610,073 S *	2/2010	Laroche	D12/579

D610,075 S *	2/2010	Song	D12/593
D621,343 S *	8/2010	Yoda	D12/584
D633,860 S *	3/2011	Su	D12/596
D634,266 S *	3/2011	Shan	D12/599

OTHER PUBLICATIONS

Maxam Tire MS 403 found online [Nov. 6, 2015] <http://www.maxamtire.com/products/otr/MS403/>.
Maxam/Sailun Expansion found online [Nov. 6, 2015] <http://www.tyrepress.com/2015/10/maxam-moves-operational-team-to-sailun-europes-uk-office-plans-expansion/>.

* cited by examiner

Primary Examiner — Lakiya G Rogers
Assistant Examiner — John A Voytek

(74) *Attorney, Agent, or Firm* — Buchanan Ingersoll & Rooney PC

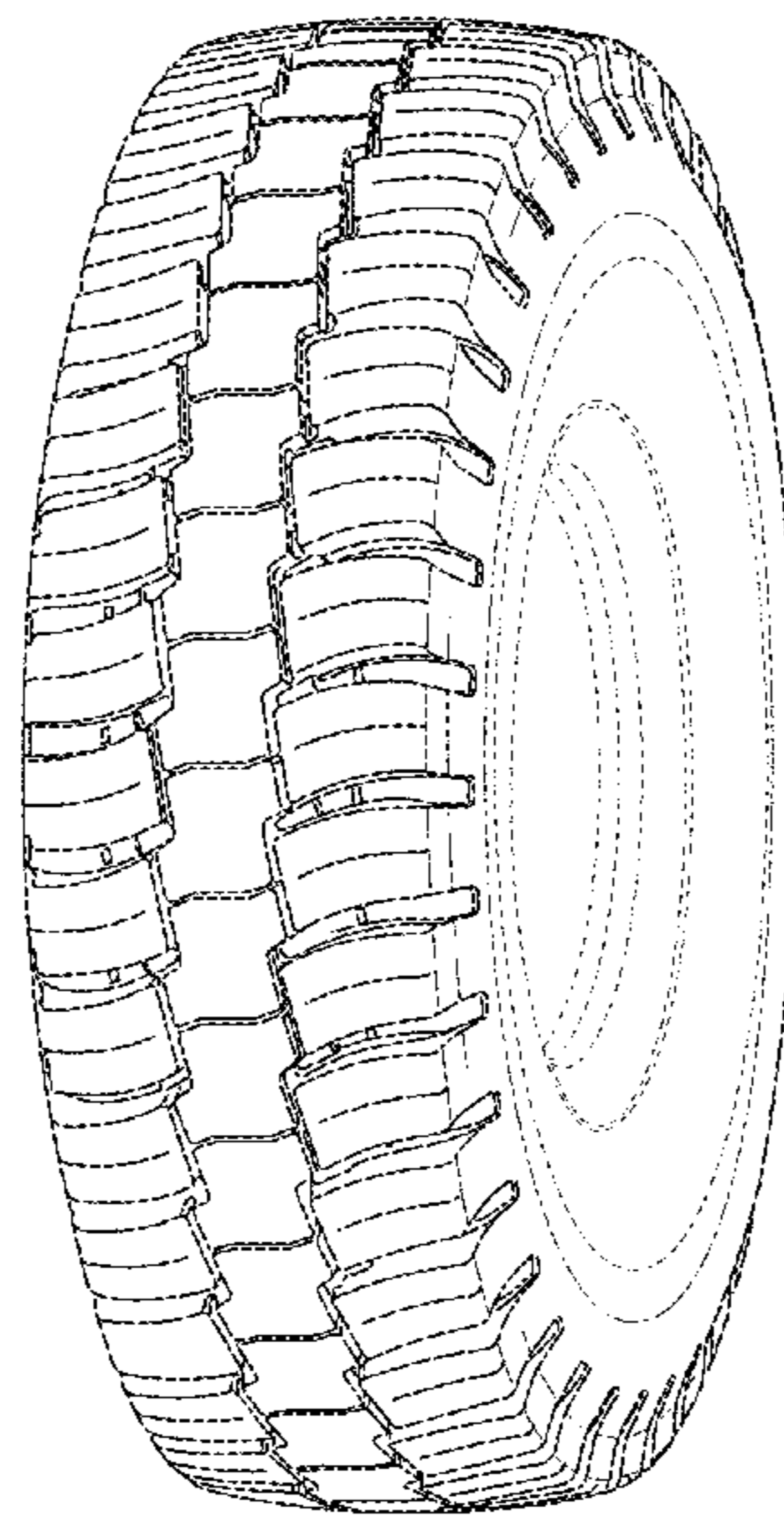
(57) **CLAIM**

The ornamental design for a tire, as shown and described.

DESCRIPTION

FIG. 1 is a perspective view of a tire showing the new design;
FIG. 2 is a front elevational view thereof, the rear, top and bottom being identical thereto, it being understood that the tread pattern is repeated throughout the new design; and, FIG. 3 is a side elevational view thereof, the opposite side being identical thereto, it being understood that the tread pattern is repeated throughout the new design.
In the drawings, the broken lines are for illustrative purposes only and form no part of the claimed design.
The broken lines shown in the drawings depict environmental subject matter only and form no part of the claimed design.
The broken dot-dash line shown in the drawings illustrates a boundary of the claimed design.

1 Claim, 2 Drawing Sheets



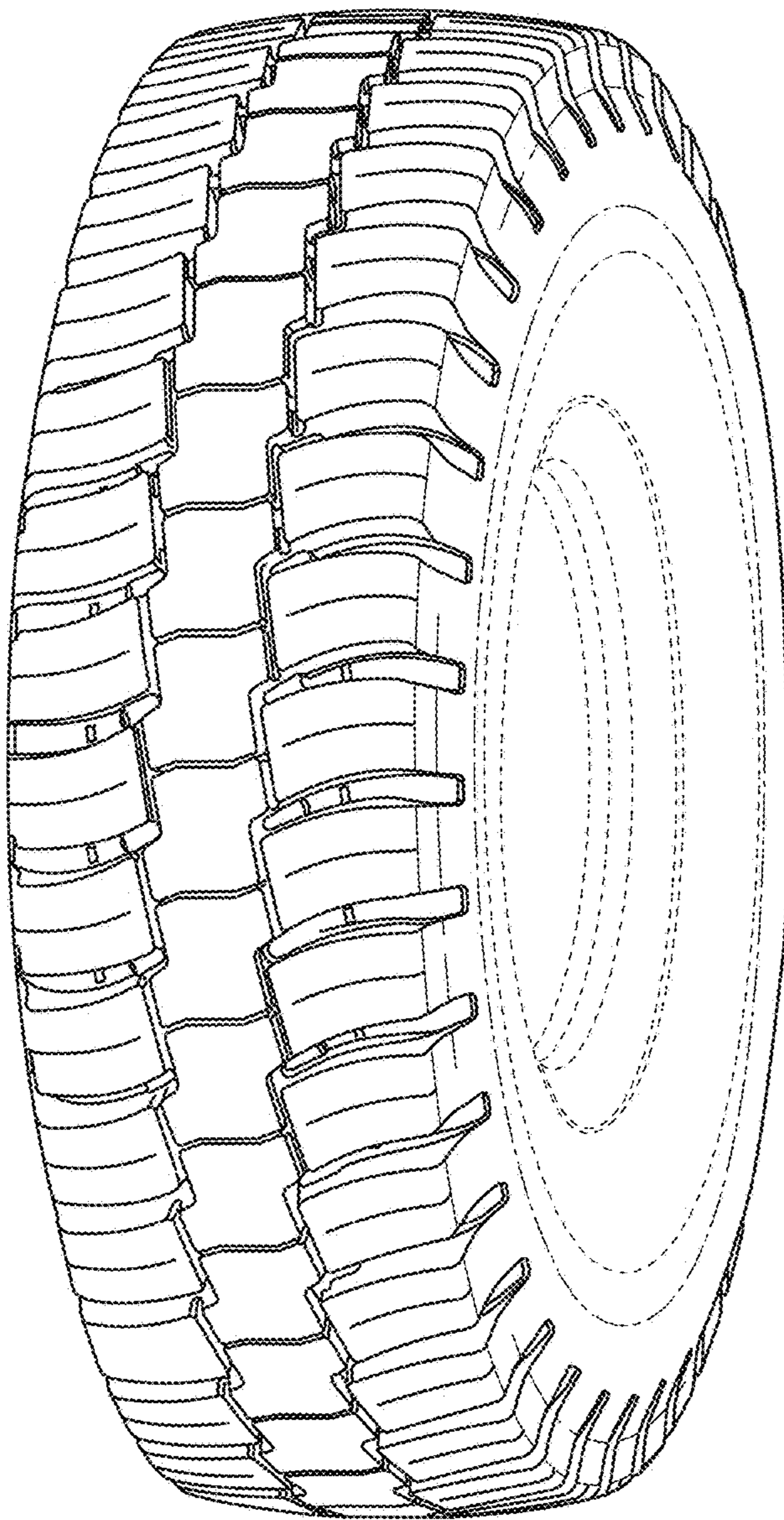


FIG. 1

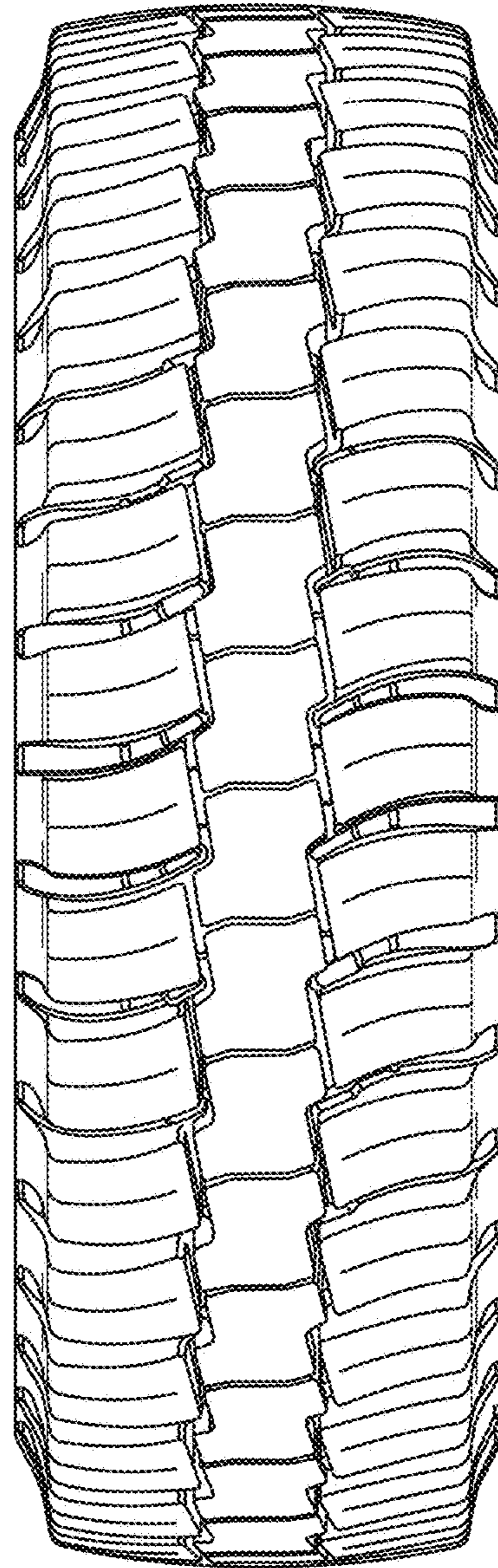


FIG. 2

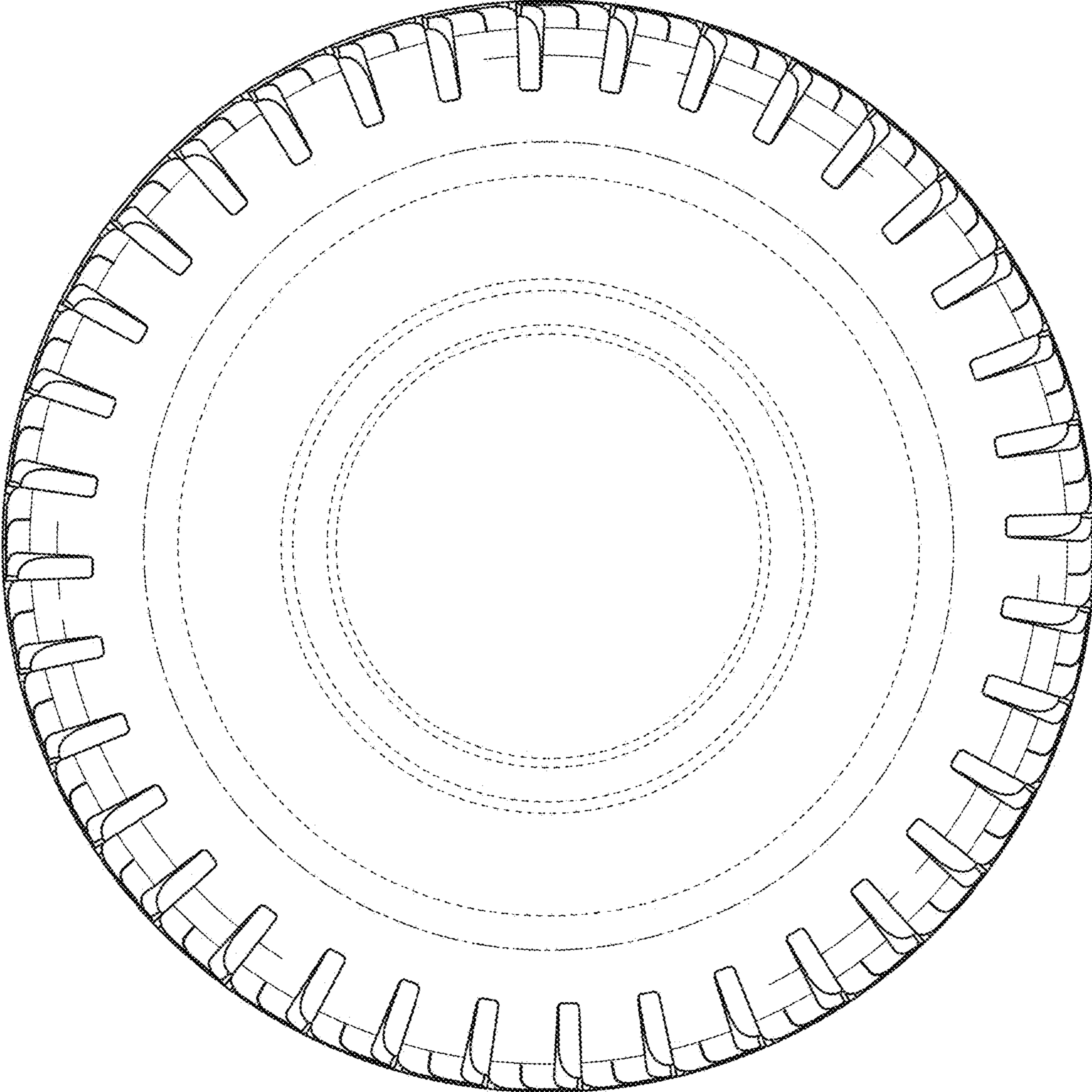


FIG. 3