

US00D842220S

(12) **United States Design Patent**
Chen et al.

(10) **Patent No.:** **US D842,220 S**
(45) **Date of Patent:** **** Mar. 5, 2019**

(54) **TIRE**
(71) Applicant: **WANLI TIRE CORPORATION LIMITED**, Guangzhou (CN)
(72) Inventors: **Jianguo Chen**, Guangzhou (CN);
Xiaona Chen, Guangzhou (CN);
Hanyao Huang, Guangzhou (CN);
Junqi Huang, Guangzhou (CN)
(73) Assignee: **WANLI TIRE CORPORATION LIMITED**, Guangzhou (CN)

D772,143 S * 11/2016 Kaneko D12/519
D795,149 S * 8/2017 Digman D12/209
D795,163 S * 8/2017 Digman D12/519
D799,407 S * 10/2017 Philipot D12/521
D804,396 S * 12/2017 Philipot D12/523
D811,312 S * 2/2018 Yaegashi D12/523

* cited by examiner

Primary Examiner — Robert M. Spear
(74) *Attorney, Agent, or Firm* — Fenwick & West LLP

(**) Term: **15 Years**

(21) Appl. No.: **29/607,397**

(22) Filed: **Jun. 13, 2017**

(30) **Foreign Application Priority Data**

Dec. 14, 2016 (CN) 2016 3 0616164

(51) **LOC (11) Cl.** **12-15**

(52) **U.S. Cl.**
USPC **D12/518**

(58) **Field of Classification Search**
USPC D12/515, 517, 518, 519, 523, 524, 531,
D12/532, 900
CPC B60C 11/0304
See application file for complete search history.

(56) **References Cited**

U.S. PATENT DOCUMENTS

D728,453 S * 5/2015 Maxwell D12/523
D730,269 S * 5/2015 Maxwell D12/523

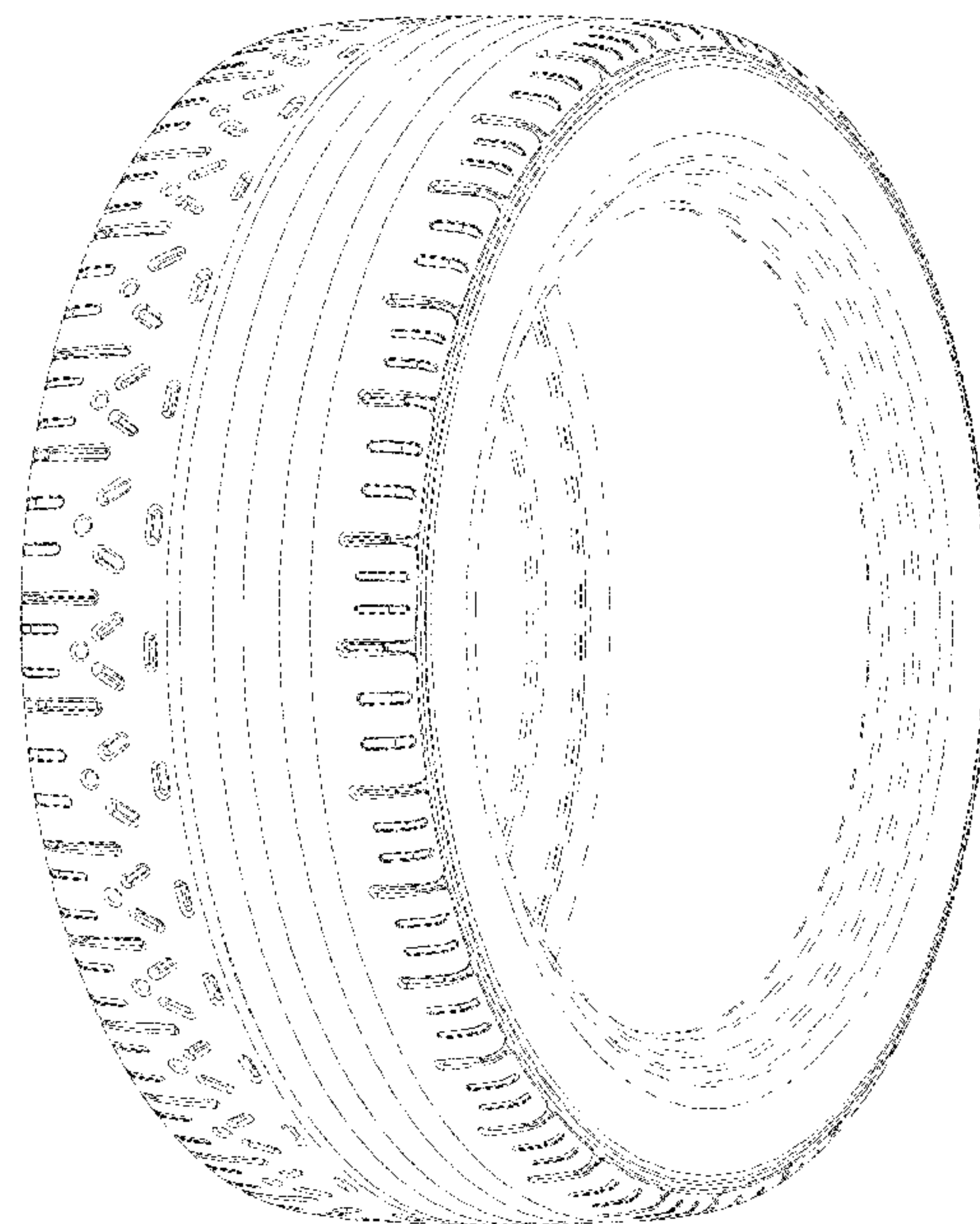
(57) **CLAIM**

The ornamental design for a tire, as shown and described.

DESCRIPTION

FIG. 1 is a front view of a tire according to the present application;
FIG. 2 is a rear view of the tire according to the present application;
FIG. 3 is a left view of the tire according to the present application;
FIG. 4 is a right view of the tire according to the present application;
FIG. 5 is a top view of the tire according to the present application;
FIG. 6 is a bottom view of the tire according to the present application; and,
FIG. 7 is a perspective view of the tire according to the present application.
The dash/dash/dash broken lines in the drawings depict environment and form no part of the claim.
The dash/dot/dot/dash broken lines in the drawings define the bounds of the claimed design and form no part thereof.

1 Claim, 7 Drawing Sheets



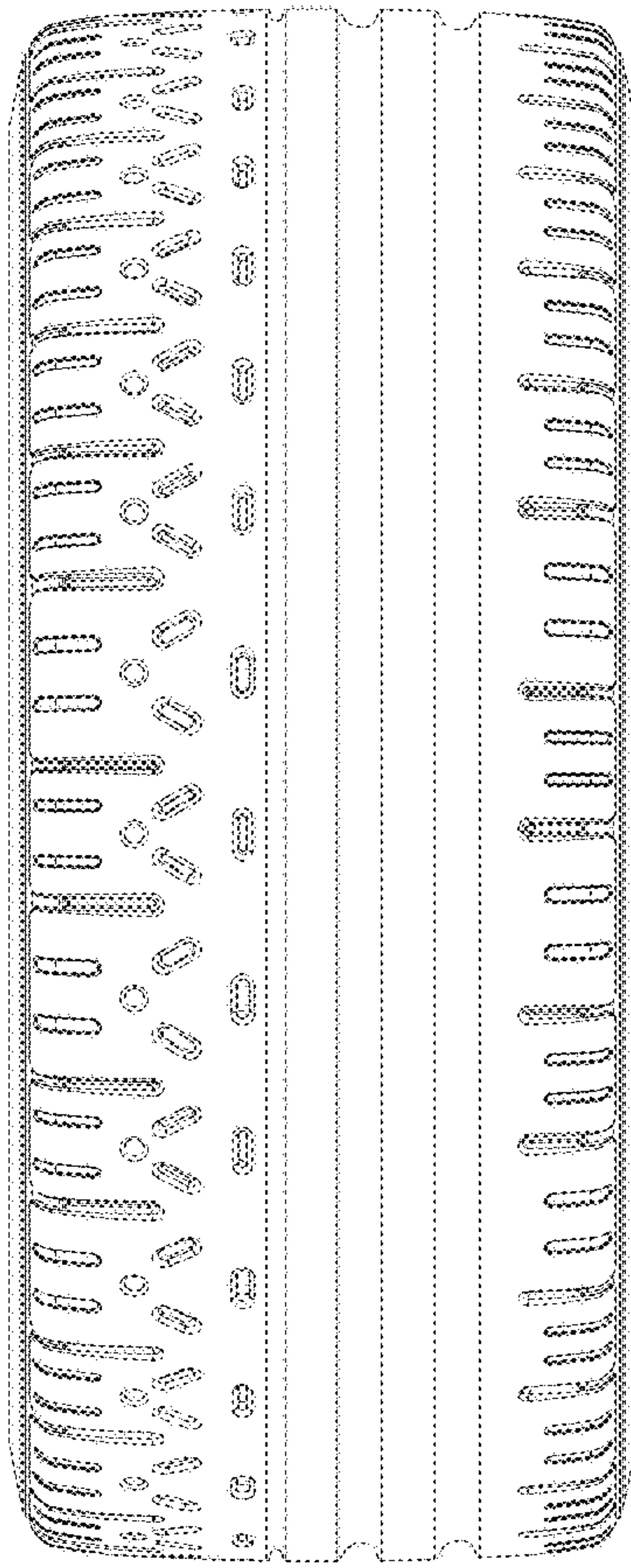


Fig. 1

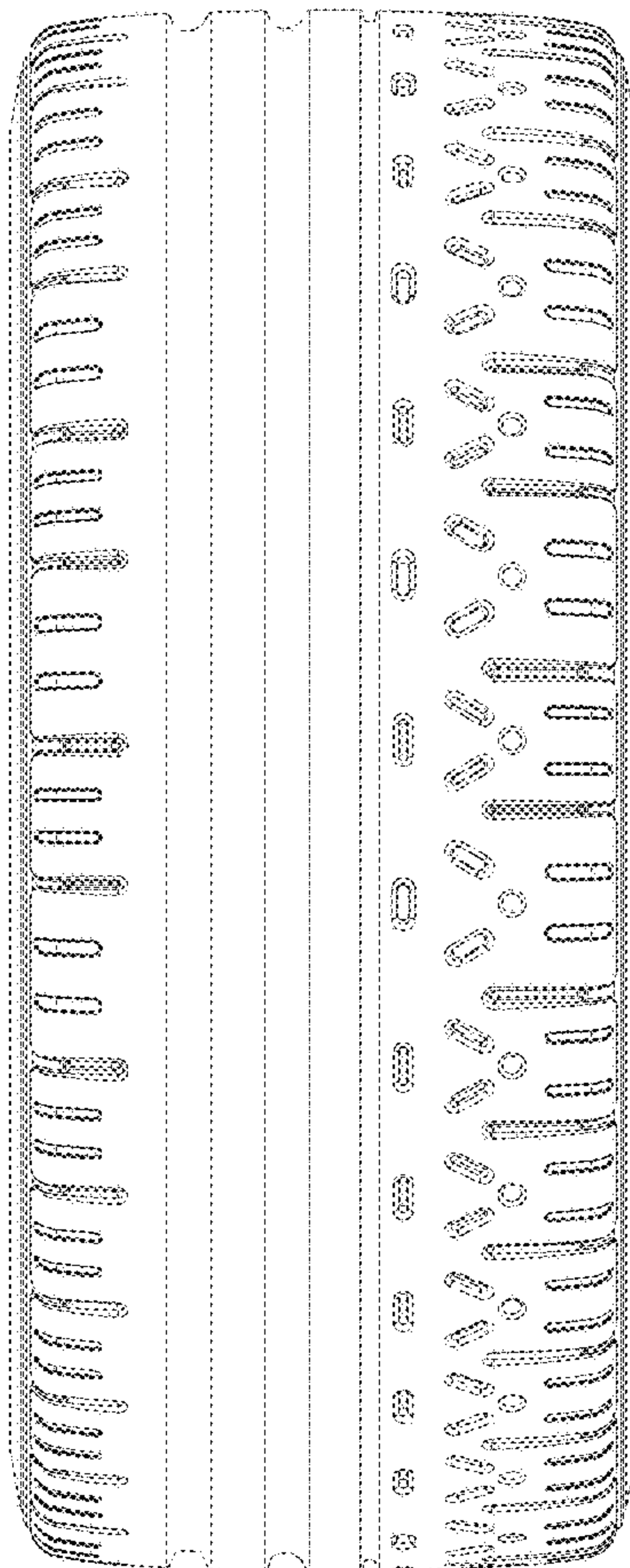


Fig. 2




Fig. 3




Fig. 4

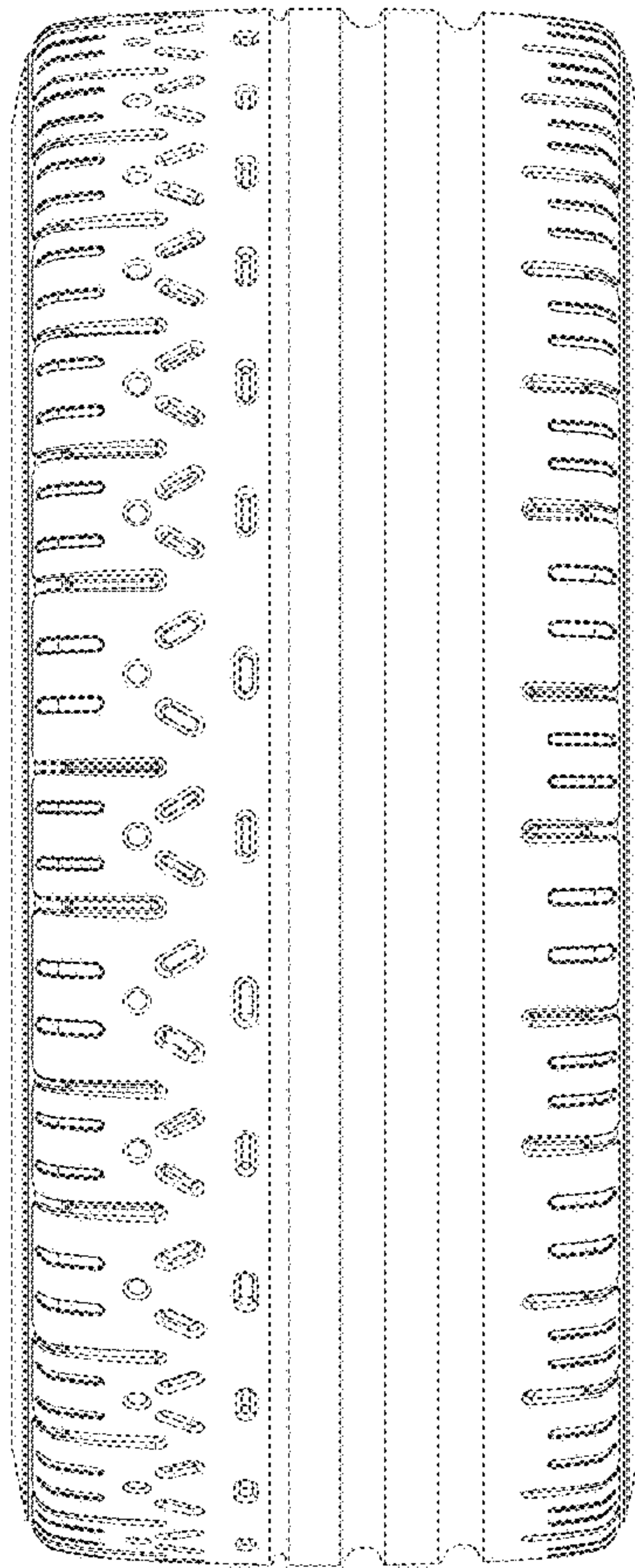


Fig. 5

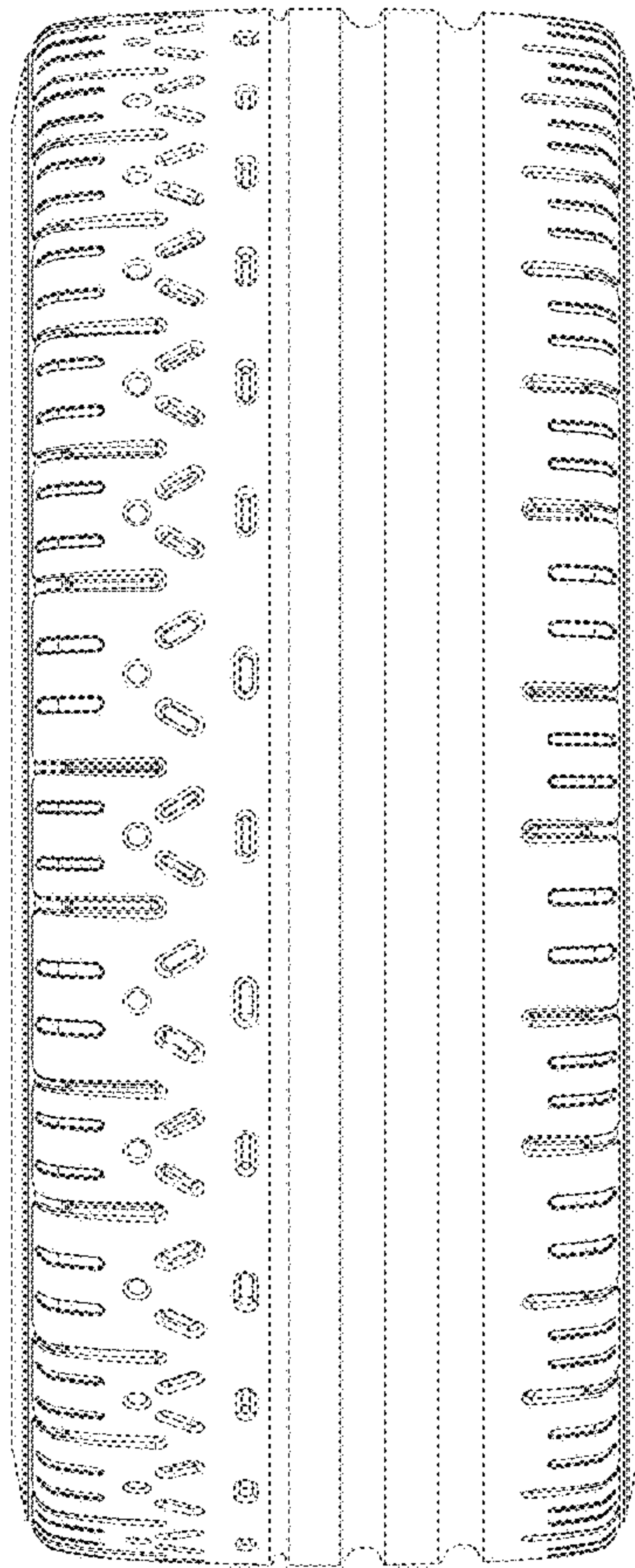


Fig. 6

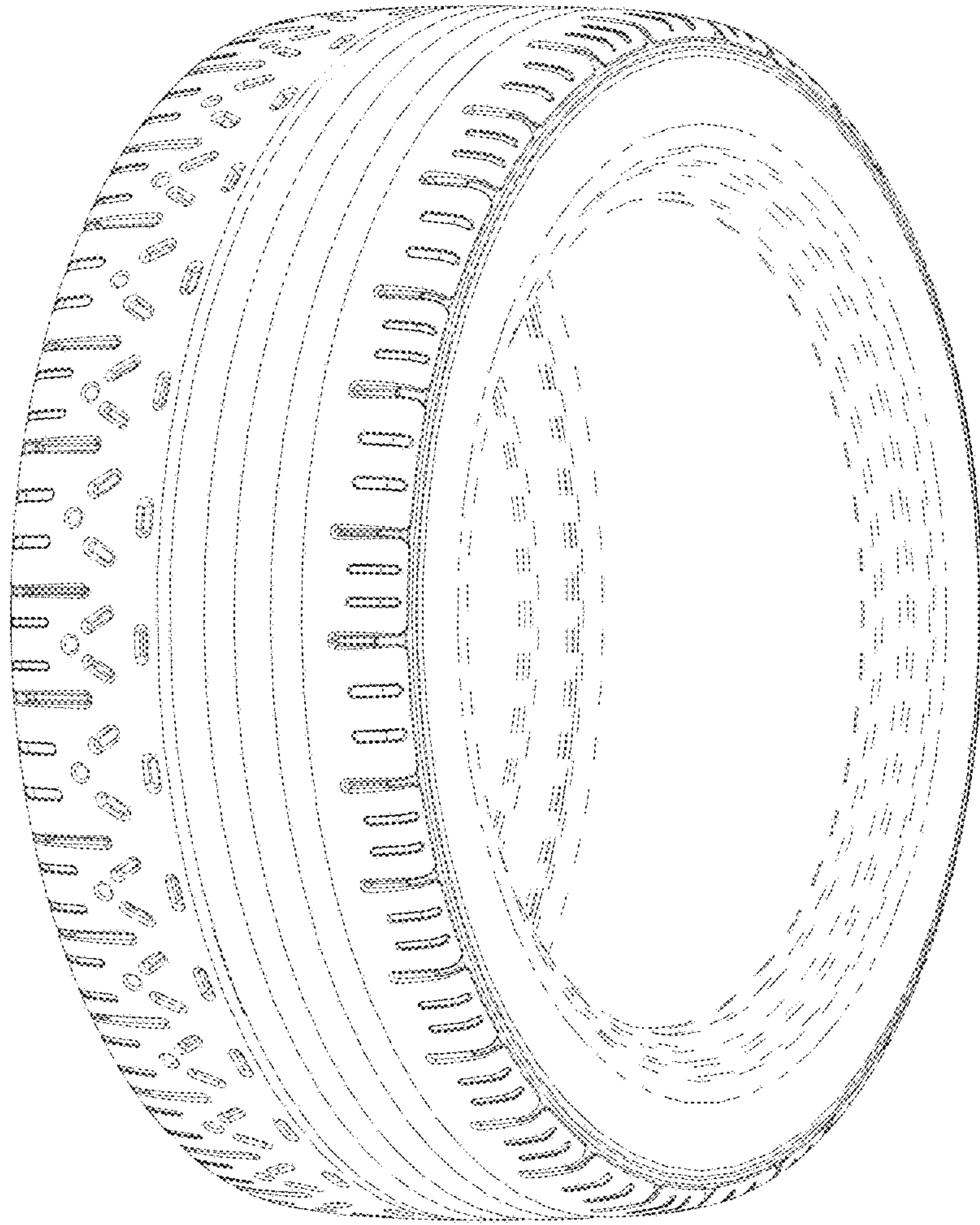


Fig. 7