



US00D842217S

(12) **United States Design Patent**  
**Nielsen et al.**

(10) **Patent No.:** **US D842,217 S**  
(45) **Date of Patent:** **\*\* Mar. 5, 2019**

- (54) **ALL-TERRAIN VEHICLE AWNING**
- (71) Applicant: **KCNFP, LLC**, Pleasant Grove, UT (US)
- (72) Inventors: **Kenneth Craig Nielsen**, Pleasant Grove, UT (US); **Lynette Nielsen**, Pleasant Grove, UT (US)
- (73) Assignee: **KCNFP, LLC.**, Pleasant Grove, UT (US)

5,400,813 A	3/1995	Swan, Jr.	
6,427,709 B1 *	8/2002	Montes .....	B60J 11/00 135/88.05
6,439,645 B1	8/2002	Pedersen	
6,802,327 B2	10/2004	Koss	
6,997,497 B2	2/2006	Sagi et al.	
D574,764 S *	8/2008	Scheer .....	D12/402
8,281,795 B2	10/2012	Cutler	
D679,771 S *	4/2013	Muggleton .....	D12/401
D770,358 S *	11/2016	Fernandez .....	D12/401
D805,460 S *	12/2017	Printup, III .....	D12/401
D826,135 S *	8/2018	Zhu .....	D12/401
2006/0107983 A1	5/2006	Froncek	

(\*\*) Term: **15 Years**

\* cited by examiner

(21) Appl. No.: **29/642,959**

*Primary Examiner* — Katrina A Betton

(22) Filed: **Apr. 3, 2018**

(74) *Attorney, Agent, or Firm* — Workman Nydegger

**Related U.S. Application Data**

(63) Continuation of application No. 15/944,096, filed on Apr. 3, 2018.

(51) **LOC (11) Cl.** ..... **12-16**

(52) **U.S. Cl.**  
USPC ..... **D12/401**

(58) **Field of Classification Search**  
USPC ..... D12/401–405; D6/610, 611, 596, 601, D6/602, 603, 615, 617, 621; D7/332, D7/334–337  
CPC ..... B60J 1/2091  
See application file for complete search history.

(56) **References Cited**

**U.S. PATENT DOCUMENTS**

5,029,933 A *	7/1991	Gillem .....	B60J 11/00 150/166
5,240,305 A *	8/1993	Trethewey .....	B60J 11/00 296/136.11

(57) **CLAIM**

The ornamental design for an all-terrain vehicle awning, as shown and described.

**DESCRIPTION**

FIG. 1 illustrates a top left perspective view of an all-terrain vehicle awning incorporating the new design as illustrated in the environmental setting of an exemplary side-by-side all-terrain vehicle;

FIG. 2 illustrates a top plan view of the all-terrain vehicle awning incorporating the new design;

FIG. 3 illustrates a front elevation view thereof;

FIG. 4 illustrates a bottom plan view thereof;

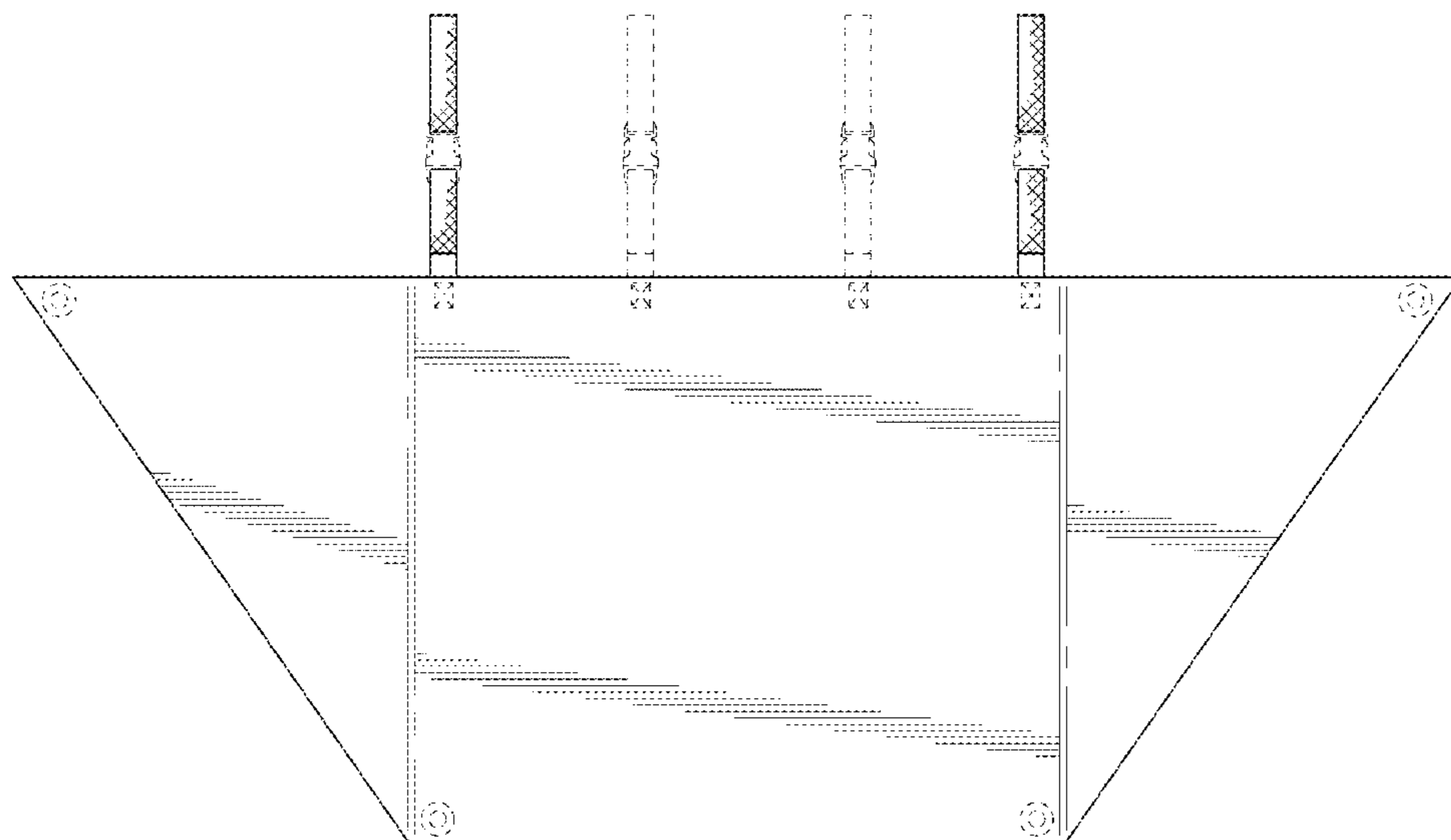
FIG. 5 illustrates a rear elevation view thereof;

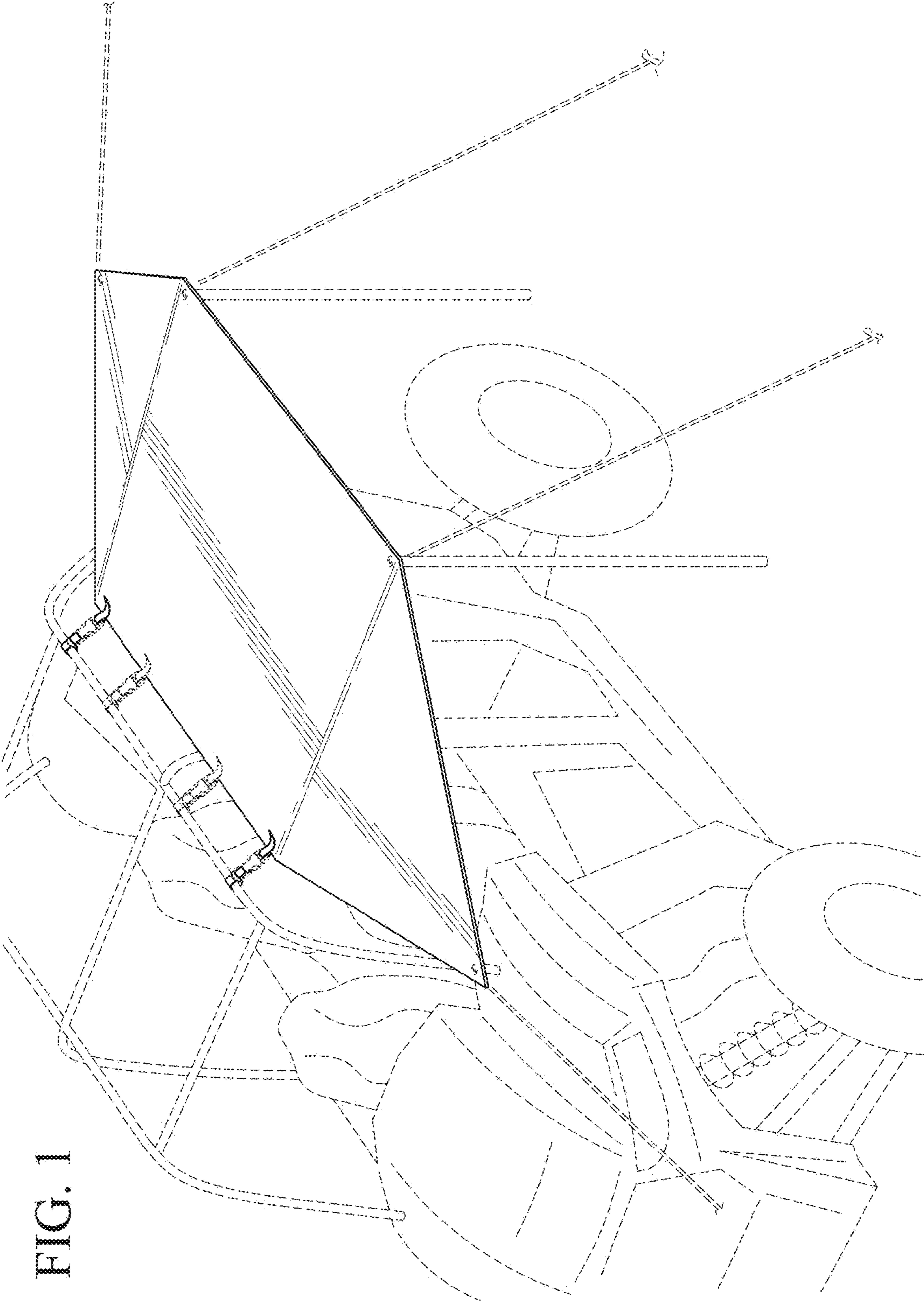
FIG. 6 illustrates a right side elevation view thereof; and,

FIG. 7 illustrates a left side elevation view thereof.

In the drawings, the broken lines depict portions of the environment or the all-terrain vehicle awning that form no part of the claimed design.

**1 Claim, 4 Drawing Sheets**





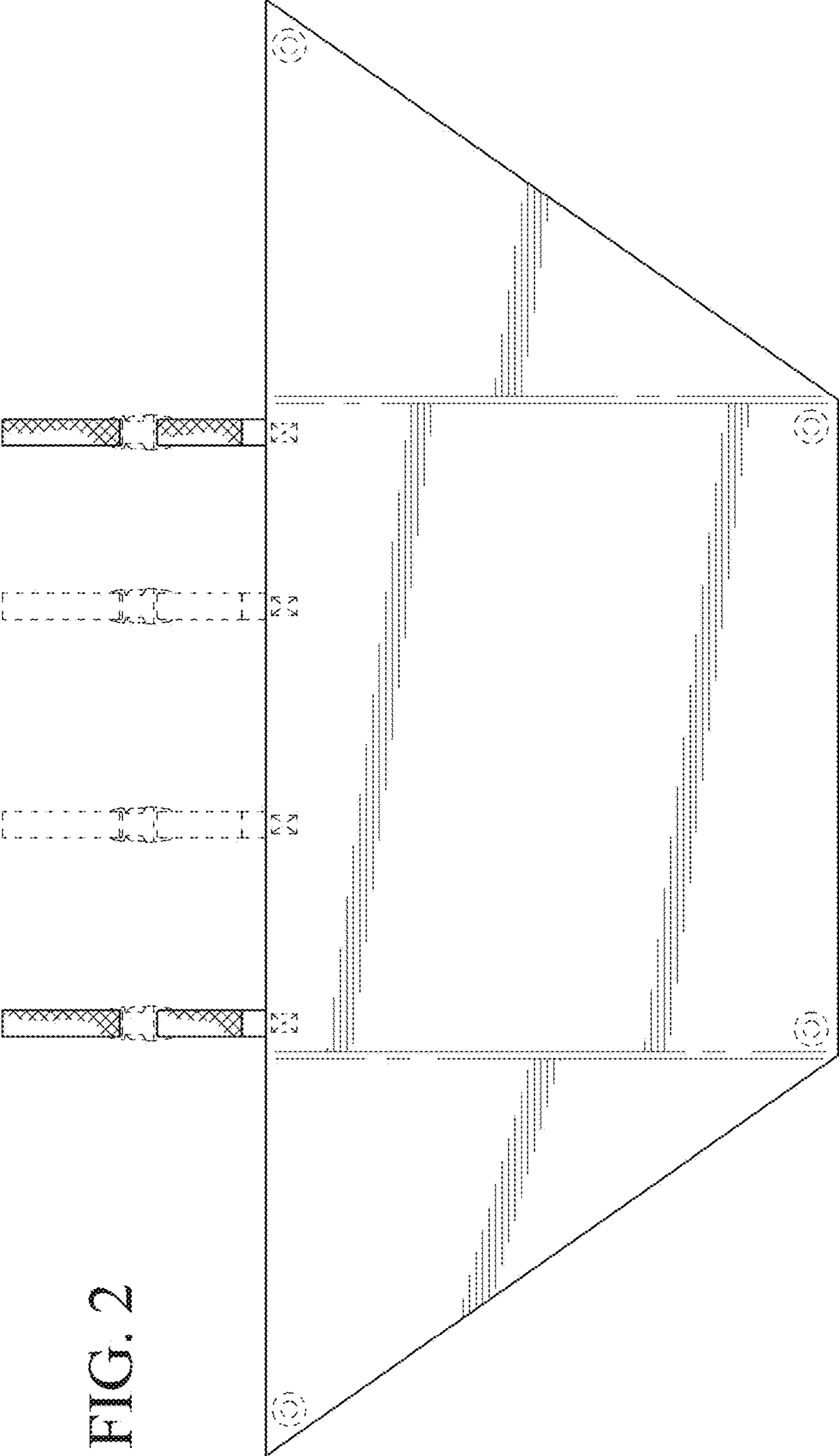


FIG. 2

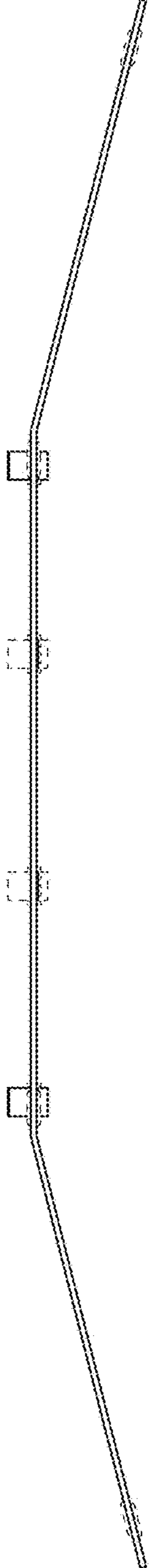


FIG. 3

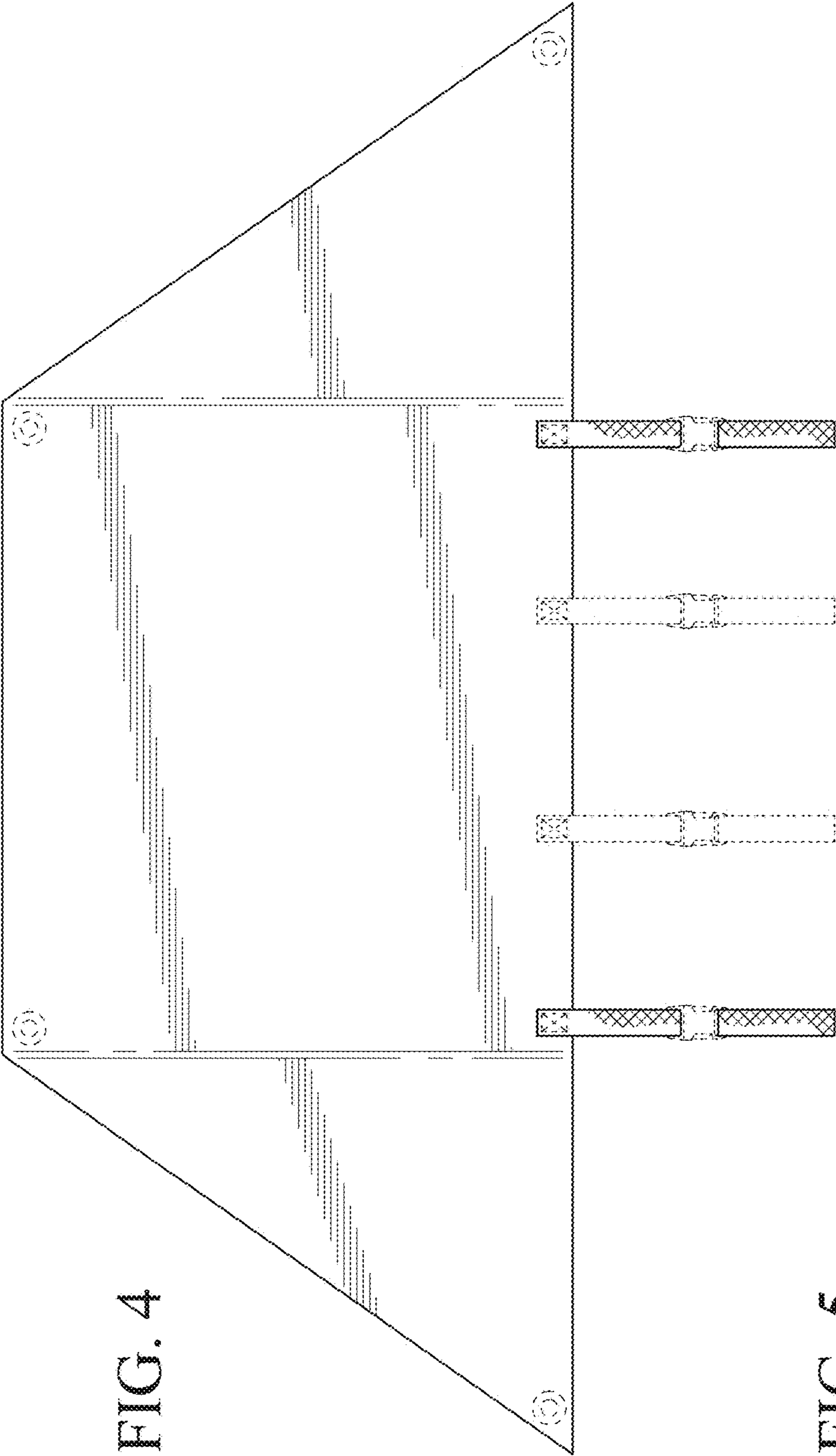


FIG. 4

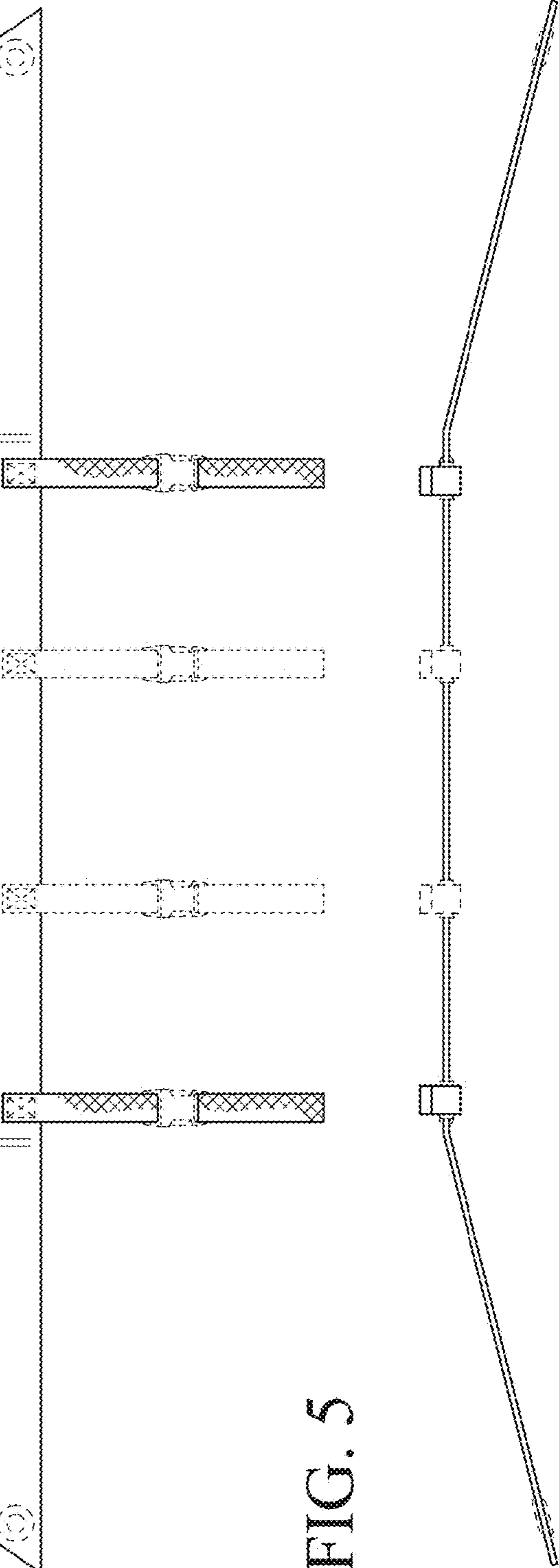


FIG. 5



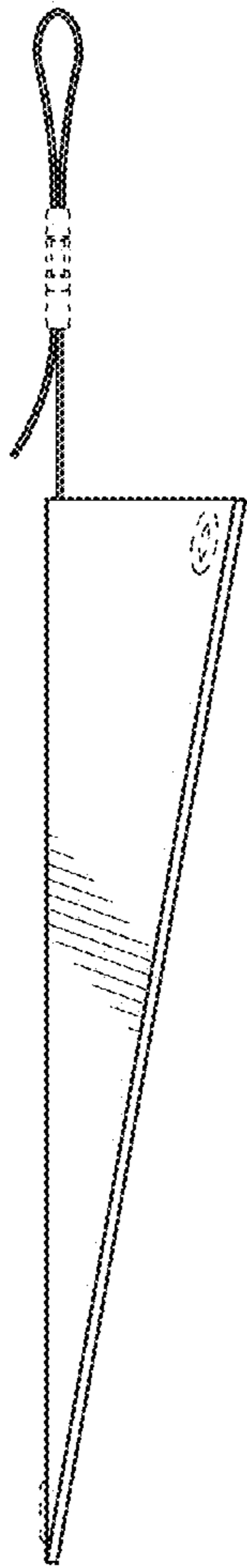


FIG. 6

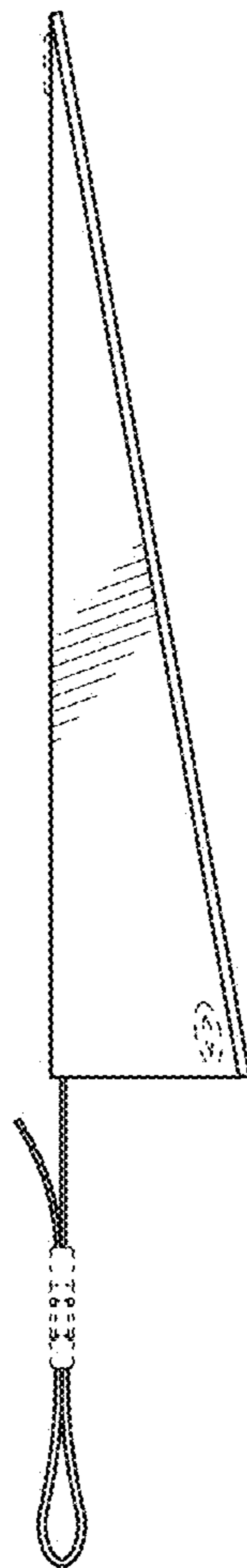


FIG. 7