



US00D842214S

(12) **United States Design Patent** (10) **Patent No.:** **US D842,214 S**
Caldwell (45) **Date of Patent:** **** Mar. 5, 2019**

(54) **SUPPORT POLE FOR BOATING**
(71) Applicant: **Charles Caldwell**, Dunlap, TN (US)
(72) Inventor: **Charles Caldwell**, Dunlap, TN (US)
(**) Term: **15 Years**
(21) Appl. No.: **29/560,604**
(22) Filed: **Apr. 8, 2016**
(51) **LOC (11) Cl.** **12-06**
(52) **U.S. Cl.**
USPC **D12/317**
(58) **Field of Classification Search**
USPC D12/317, 302-304, 308-310, 318, 2, 3;
D08/300, 315-316, 319-321;
D21/805-806, 839-840, 775, 777
CPC B63B 35/815; B63B 35/7946; B63B
35/7926; B63B 35/7923; B63B 15/00;
B63B 3/00; B63B 3/02; B63B 3/09;
B63B 3/10; B63B 3/12; B63B 3/13;
B63B 3/14; B63B 17/00; B63B 17/02;
B63B 25/18; B63B 21/56; B63B 21/66;
B63B 21/663; B63B 21/54; B63B 21/045;
B63B 21/04; B63B 27/22; B63B 1/248;
B63B 1/242; B63B 1/24; B63B 1/28;
B63B 1/30; B63B 1/26; B63B 1/04;
B63B 2039/063; B63B 2017/026; B63H
20/24; E04H 15/60

See application file for complete search history.

(56) **References Cited**

U.S. PATENT DOCUMENTS

1,734,170 A * 11/1929 Leffert E04H 15/60
135/114
2,368,692 A * 2/1945 Wallance E04H 15/60
135/114
4,844,107 A 7/1989 Watkins
D316,159 S 4/1991 Whitley, II
5,295,498 A 3/1994 Van Meter et al.
D357,050 S * 4/1995 McClain D21/840
5,784,983 A 7/1998 Stegall

D415,729 S * 10/1999 Wells D12/317
6,615,432 B1 9/2003 Blaylock
6,850,281 B2 2/2005 Takahashi
D535,864 S * 1/2007 Suzuki D8/107
D577,326 S 9/2008 Vaughn
D717,897 S * 11/2014 Spehar A63B 69/18
D21/775
2005/0012347 A1 * 1/2005 Smith B25B 27/0035
294/211

(Continued)

FOREIGN PATENT DOCUMENTS

WO WO2007138175 12/2007

OTHER PUBLICATIONS

Carver Boat Cover Support Pole w/Snap & Vinyl End, posted at
Marin-products.com, posted on Apr. 17, 2014, site visited Apr. 26,
2017, <<http://www.marine-products.com/carver-boat-cover-support-pole-snap-vinyl-end-22-70in-60000.html>>.*

(Continued)

Primary Examiner — Barbara Fox
Assistant Examiner — Messina L Smith

(57) **CLAIM**

The ornamental design for a support pole for boating, as
shown and described.

DESCRIPTION

FIG. 1 is a front view of a support pole for boating showing
my new design;
FIG. 2 is a rear view of the support pole for boating;
FIG. 3 is a left side view of the support pole for boating, a
right side view being a mirror image thereof;
FIG. 4 is a top view of the support pole for boating; and,
FIG. 5 is a bottom view of the support pole for boating.
The broken lines in the drawings depict portions of the
support pole for boating that form no part of the claimed
design.

1 Claim, 2 Drawing Sheets



(56)

References Cited

U.S. PATENT DOCUMENTS

2013/0271966 A1* 10/2013 Doble A45B 3/04
362/183
2015/0040958 A1* 2/2015 Martin E04H 15/26
135/99
2015/0176302 A1* 6/2015 Duqum E04H 15/60
135/114

OTHER PUBLICATIONS

Selecting the Right Boat Cover, posted at Westmarine.com, posted on Apr. 26, 2017, site visited Apr. 26, 2017, <<https://www.westmarine.com/WestAdvisor/Selecting-The-Right-Boat-Cover>>.*

Vango Adjustable Steel King 180cm-220cm Pole Set, posted at Amazon.co.uk, posted on Dec. 17, 2014, site visited Nov. 8, 2017, <https://www.amazon.co.uk/Vango-Adjustable-Steel-King-Poles/dp/B00R4V3046/ref=sr_1_7?ie=UTF8&qid=1510159592&sr=8-7&keywords=tent+poles>.*

Militaria adds pegs and poles for zelt tents, posted at WW2airsoft.org, posted on Dec. 1, 2010, site visited Nov. 8, 2017, <<https://www.ww2airsoft.org.uk/php/phpBB2/viewtopic.php?t=11805>>.*

* cited by examiner

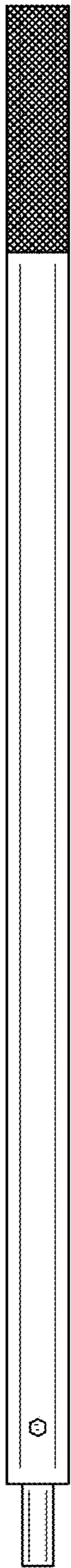


FIG. 1

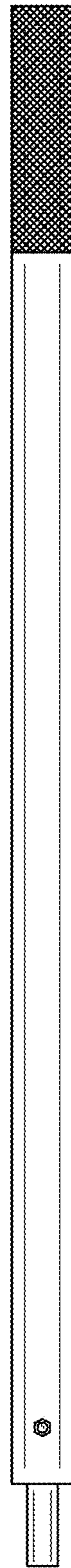


FIG. 2




FIG. 3



FIG. 4

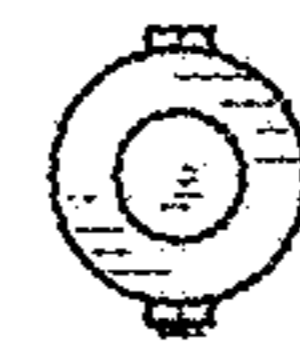


FIG. 5