

US00D842212S

(12) **United States Design Patent** (10) **Patent No.:** **US D842,212 S**
Buckingham (45) **Date of Patent:** **** Mar. 5, 2019**

(54) **BOTTOM WIPER**
(71) Applicant: **Christine Buckingham**, Milborne St
Andrew (GB)
(72) Inventor: **Christine Buckingham**, Milborne St
Andrew (GB)

(**) Term: **15 Years**

(21) Appl. No.: **29/628,657**

(22) Filed: **Dec. 6, 2017**

(51) **LOC (11) Cl.** **12-16**

(52) **U.S. Cl.**
USPC **D12/219**

(58) **Field of Classification Search**
USPC D12/219-220
CPC B60S 2001/3815; B60S 1/4003; B60S
1/3801
See application file for complete search history.

(56) **References Cited**

U.S. PATENT DOCUMENTS

D610,518 S *	2/2010	Aglassinger	D12/220
D644,163 S *	8/2011	Garrastacho	D12/220
D662,027 S *	6/2012	Chien	B60S 1/4003 D12/219
D717,225 S *	11/2014	Kuo	D12/220
D725,021 S *	3/2015	Poton	D12/220
D727,238 S *	4/2015	Lepper	D12/220
D781,770 S *	3/2017	Koizumi	B60S 1/4006 D12/220
D784,242 S *	4/2017	Lee	D12/220
D787,417 S *	5/2017	Lee	B60S 1/4006 D12/219

D787,418 S *	5/2017	Lee	B60S 1/3851 D12/220
D809,989 S *	2/2018	Lee	D12/220
2014/0037363 A1	2/2014	Sullivan et al.		
2014/0317875 A1*	10/2014	Tolentino	B60S 1/387 15/250.32

FOREIGN PATENT DOCUMENTS

GB 2424173 A 9/2006

* cited by examiner

Primary Examiner — Katrina A Betton

(74) *Attorney, Agent, or Firm* — Global Intellectual Property Agency, LLC; Daniel Boudwin

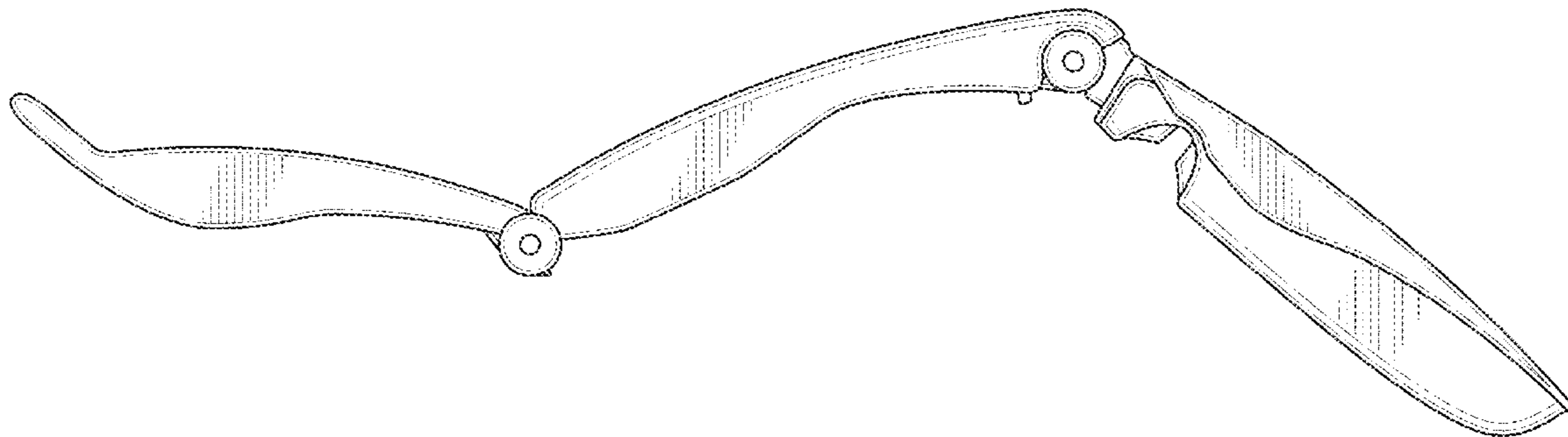
(57) **CLAIM**

The ornamental design for a bottom wiper, as shown and described.

DESCRIPTION

FIG. 1 shows a perspective view of a bottom wiper showing my new design;
FIG. 2 shows a left side view thereof;
FIG. 3 shows a right side view thereof;
FIG. 4 shows a bottom plan view thereof;
FIG. 5 shows a top plan view thereof;
FIG. 6 shows a rear side view thereof; and,
FIG. 7 shows a front side view thereof.
The broken lines shown in the drawings represent environmental effects or potential embodiments and do not form any part of the claimed design.

1 Claim, 4 Drawing Sheets



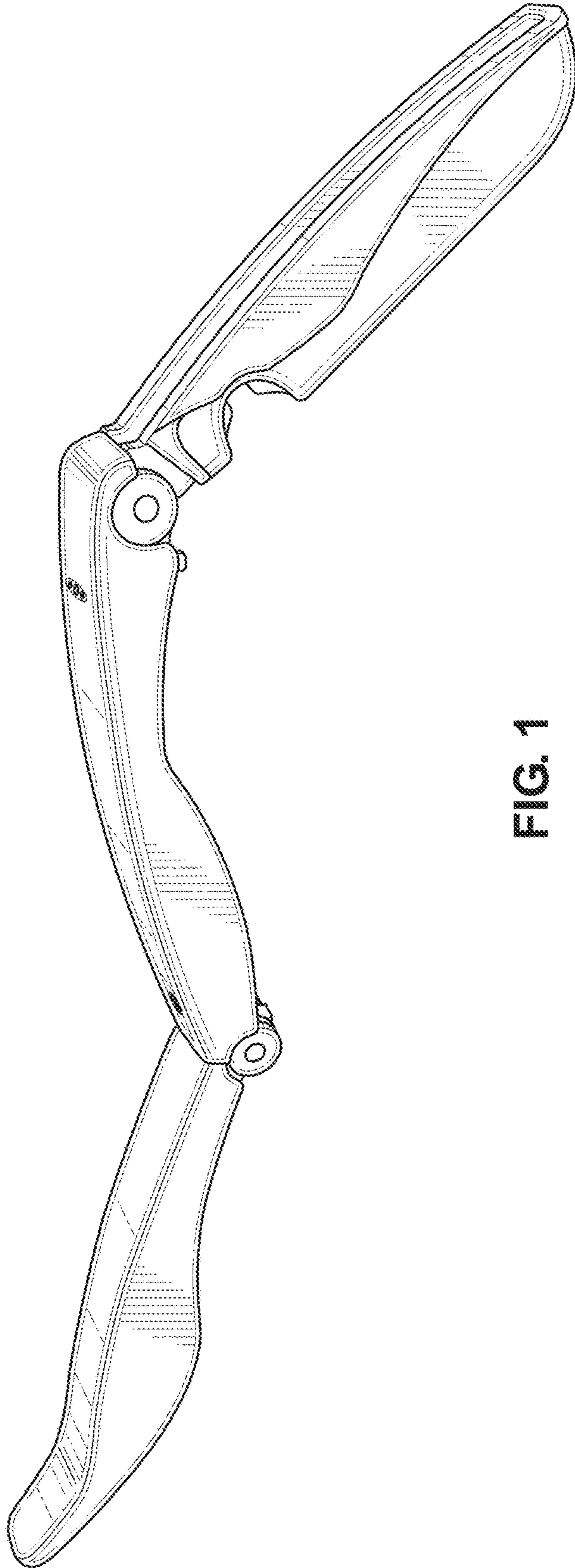


FIG. 1

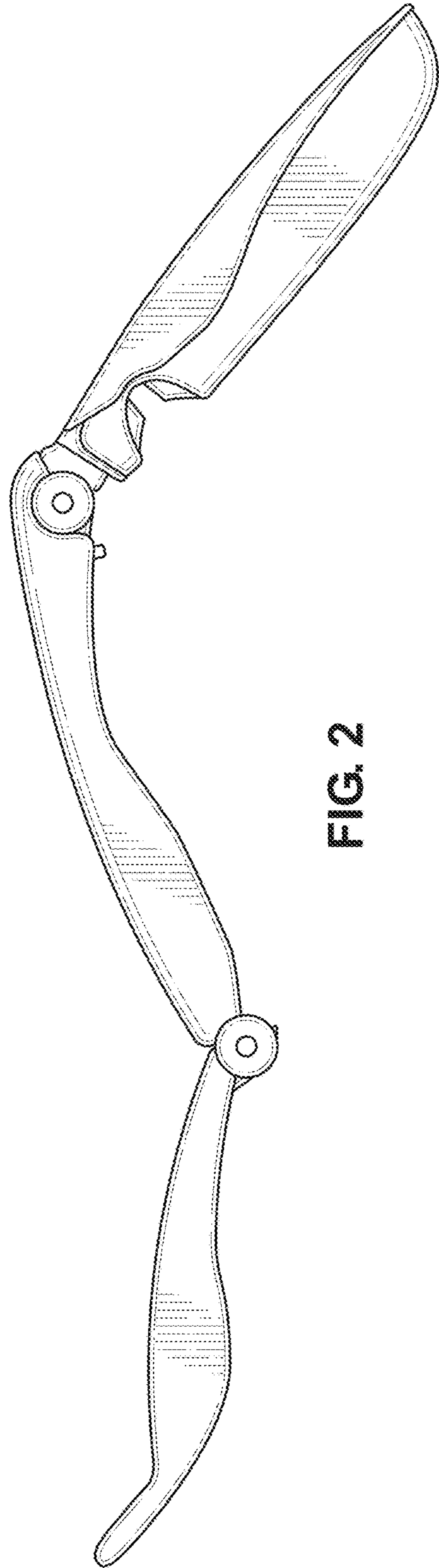


FIG. 2

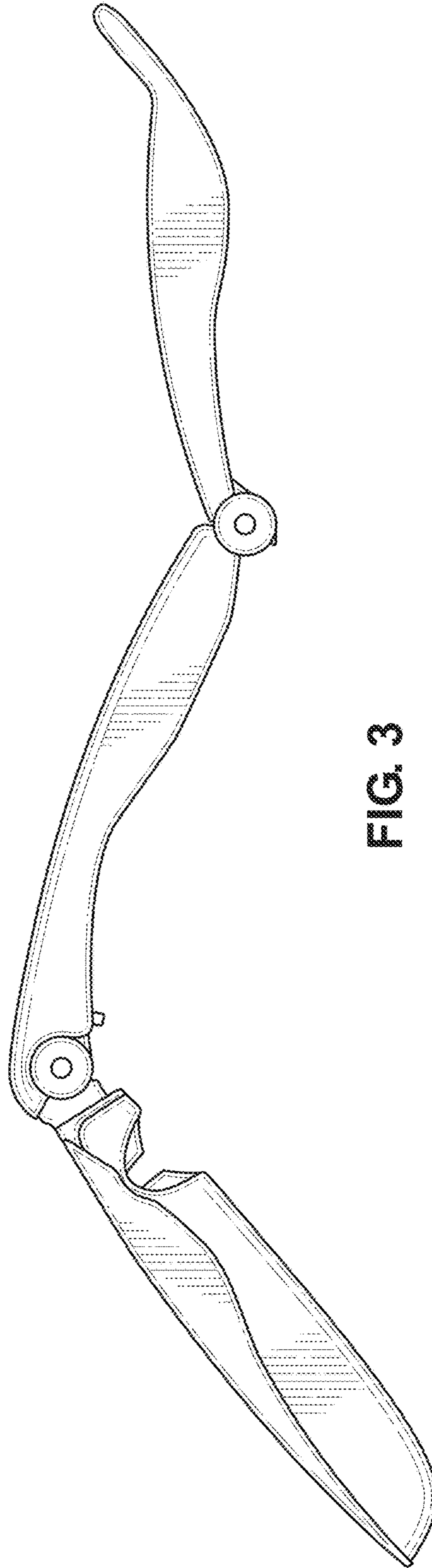


FIG. 3




FIG. 4




FIG. 5

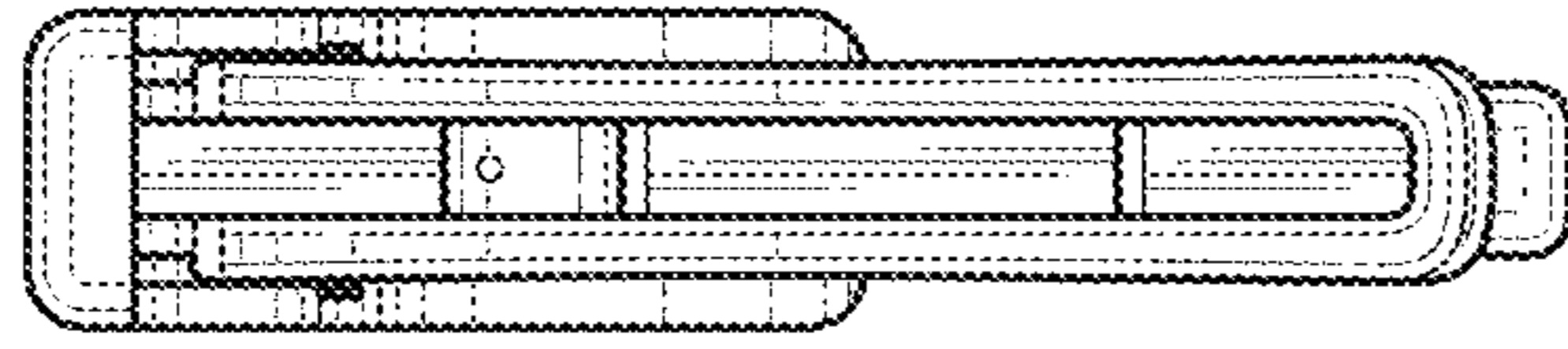


FIG. 7

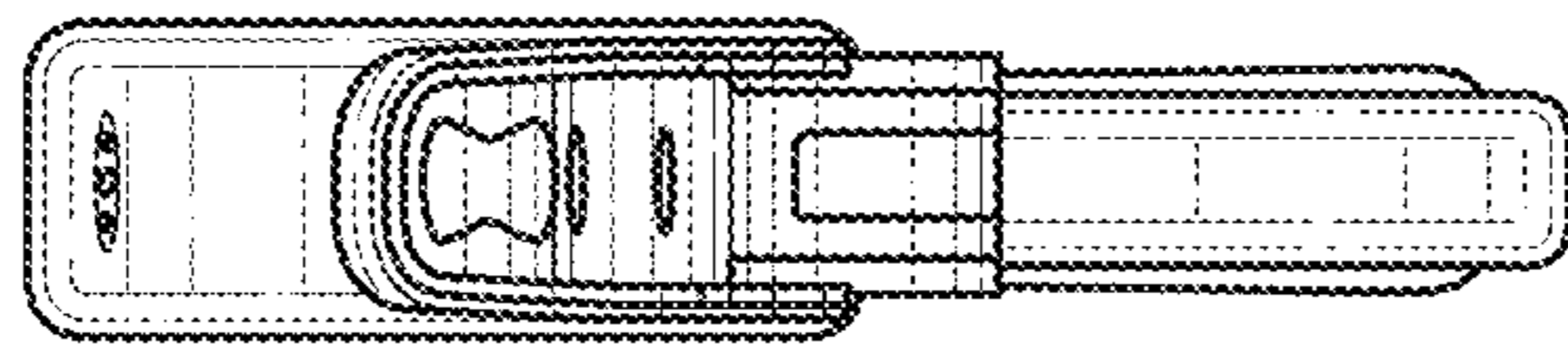


FIG. 6