



US00D842206S

(12) **United States Design Patent** (10) **Patent No.:** **US D842,206 S**
Rueckheim (45) **Date of Patent:** **** Mar. 5, 2019**

(54) **VEHICLE WHEEL, TOY VEHICLE WHEEL,
AND/OR REPLICAS THEREOF**

(71) Applicant: **Bayerische Motoren Werke
Aktiengesellschaft, Munich (DE)**

(72) Inventor: **Andre Rueckheim, Pfaffenhofen an der
Ilm (DE)**

(73) Assignee: **Bayerische Motoren Werke
Aktiengesellschaft, Munich (DE)**

(**) Term: **15 Years**

(21) Appl. No.: **29/629,369**

(22) Filed: **Dec. 13, 2017**

(30) **Foreign Application Priority Data**

Jun. 21, 2017 (DE) 40 2017 100 733

(51) **LOC (11) Cl.** **12-06**

(52) **U.S. Cl.**
USPC **D12/209**

(58) **Field of Classification Search**
USPC D12/204, 209-211; D21/563
CPC B60B 7/00; B60B 7/02; B60B 7/04; B60B
7/07; B60B 3/02; B60B 3/04; B60B 3/06;
B60B 3/10
See application file for complete search history.

(56) **References Cited**

U.S. PATENT DOCUMENTS

D438,164 S 2/2001 Langerer
D618,152 S 6/2010 Juergens et al.

D635,076 S * 3/2011 De Bono D12/209
D684,517 S * 6/2013 Scheinhutte D12/211
D751,485 S * 3/2016 Chung D12/209
D763,164 S * 8/2016 Chung D12/211
D780,657 S * 3/2017 Welte D12/211
D789,268 S * 6/2017 Gallert D12/209
D801,251 S * 10/2017 Chung D12/209
D802,510 S 11/2017 Groth
D823,216 S * 7/2018 Chung D12/209

FOREIGN PATENT DOCUMENTS

EM 001636978-0001 11/2010
WO WO DM/052092 8/2000

* cited by examiner

Primary Examiner — Sheryl Lane

(74) *Attorney, Agent, or Firm* — Crowell & Moring LLP


(57) **CLAIM**

The ornamental design for a vehicle wheel, toy vehicle wheel, and/or replicas thereof, as shown and described.

DESCRIPTION

FIG. 1 is a perspective view of a vehicle wheel, toy vehicle wheel, and/or replicas thereof according to the design; FIG. 2 is an additional perspective view thereof; FIG. 3 is an additional perspective view thereof; FIG. 4 is a front view thereof; FIG. 5 is a rear view thereof in a lighter gray scale, representing environmental features that form no part of the claimed design; and, FIG. 6 is a side view thereof. No part of the rear view in FIG. 5 forms part of the claimed design. FIG. 5 is shown for environmental purposes only.

1 Claim, 6 Drawing Sheets






Fig. 1



Fig. 2



Fig. 3




Fig. 4




Fig. 5




Fig. 6