



US00D842204S

(12) **United States Design Patent**
Khachatryan

(10) **Patent No.:** **US D842,204 S**
(45) **Date of Patent:** **** Mar. 5, 2019**

(54) **VEHICLE WHEEL, TOY VEHICLE WHEEL,
AND/OR REPLICAS THEREOF**

(71) Applicant: **Bayerische Motoren Werke
Aktiengesellschaft, Munich (DE)**

(72) Inventor: **David Khachatryan, Munich (DE)**

(73) Assignee: **Bayerische Motoren Werke
Aktiengesellschaft, Munich (DE)**

(**) Term: **15 Years**

(21) Appl. No.: **29/629,364**

(22) Filed: **Dec. 13, 2017**

(30) **Foreign Application Priority Data**

Jun. 21, 2017 (DE) 40 2017 100 733

(51) **LOC (11) Cl.** **12-06**

(52) **U.S. Cl.**
USPC **D12/209**

(58) **Field of Classification Search**
USPC D12/204, 209-211; D21/563
CPC B60B 7/00; B60B 7/02; B60B 7/04; B60B
7/07; B60B 3/02; B60B 3/04; B60B 3/06;
B60B 3/10

See application file for complete search history.

(56) **References Cited**

U.S. PATENT DOCUMENTS

D382,244 S * 8/1997 Niles D12/211
D384,930 S * 10/1997 Hale, Jr. D12/209
D394,838 S * 6/1998 Suprihanto D12/211
D405,409 S * 2/1999 Baumgartner D12/211
D449,812 S * 10/2001 Penzes D12/211
6,837,549 B2 * 1/2005 Ito B22D 15/005
301/64.101
D652,362 S * 1/2012 Lucaora D12/209

D663,670 S 7/2012 Juergens et al.
D675,143 S * 1/2013 Gebert D12/209
D677,206 S 3/2013 Garbas
D685,309 S * 7/2013 Alfonso D12/209
D697,003 S * 1/2014 Baum D12/209
D718,203 S * 11/2014 Whyte D12/209
D737,748 S * 9/2015 Henstridge D12/209
D739,326 S * 9/2015 Juergens D12/209
D741,240 S * 10/2015 Melabiotis D12/209
D756,876 S * 5/2016 Rueckheim D12/209
D759,561 S * 6/2016 Hale, Jr. D12/209
9,375,976 B1 * 6/2016 Liu B60B 1/06

(Continued)

FOREIGN PATENT DOCUMENTS

EM 000090410-000 3/2004
EM 001908807-000 9/2013

(Continued)

Primary Examiner — Sheryl Lane

(74) *Attorney, Agent, or Firm* — Crowell & Moring LLP


(57) **CLAIM**

The ornamental design for a vehicle wheel, toy vehicle wheel, and/or replicas thereof, as shown and described.

DESCRIPTION

FIG. 1 is a perspective view of a vehicle wheel, toy vehicle wheel, and/or replicas thereof according to the design; FIG. 2 is an additional perspective view thereof; FIG. 3 is an additional perspective view thereof; FIG. 4 is a front view thereof; FIG. 5 is a rear view thereof in a lighter gray scale, representing environmental features that form no part of the claimed design; and, FIG. 6 is a side view thereof. No part of the rear view in FIG. 5 forms part of the claimed design. FIG. 5 is shown for environmental purposes only.

1 Claim, 6 Drawing Sheets



(56)

References Cited

U.S. PATENT DOCUMENTS

D774,436 S * 12/2016 Valencia Pollex D12/209
D784,892 S * 4/2017 Groth D12/209
D786,766 S * 5/2017 Rueckheim D12/209
D788,673 S * 6/2017 Krause D12/209
D792,828 S * 7/2017 Groth D12/209
D792,830 S * 7/2017 Groth D12/211
D793,937 S * 8/2017 Buck D12/209
D797,025 S * 9/2017 Khachatryan D12/209
D800,625 S * 10/2017 Svensson D12/209
D802,510 S 11/2017 Groth
D805,988 S * 12/2017 Buck D12/209
D808,323 S * 1/2018 Buck D12/209
D810,646 S * 2/2018 Heizmann D12/209
D810,647 S * 2/2018 Heizmann D12/209
D823,774 S * 7/2018 Groth D12/209

FOREIGN PATENT DOCUMENTS

EM 001954827-000 1/2014
WO WO DM/053621 12/2000

* cited by examiner



Fig. 1



Fig. 2



Fig. 3




Fig. 4




Fig. 5




Fig. 6