



US00D842200S

(12) **United States Design Patent**
Han

(10) **Patent No.:** **US D842,200 S**

(45) **Date of Patent:** **** Mar. 5, 2019**

(54) **AUTOMOTIVE WHEEL**

(71) Applicant: **Donnie Han**, Corona, CA (US)

(72) Inventor: **Donnie Han**, Corona, CA (US)

(**) Term: **15 Years**

(21) Appl. No.: **29/622,389**

(22) Filed: **Oct. 17, 2017**

(51) **LOC (11) Cl.** **12-16**

(52) **U.S. Cl.**
USPC **D12/209**

(58) **Field of Classification Search**
USPC D12/204–213; D21/533, 561, 563
CPC B60B 7/00; B60B 7/02; B60B 7/04; B60B
7/06; B60B 3/02; B60B 3/04; B60B 3/06;
B60B 3/10; B60B 1/00; B60B 1/08;
B60B 1/10; B60B 1/12
See application file for complete search history.

(56) **References Cited**

U.S. PATENT DOCUMENTS

D578,457 S * 10/2008 Guidry D12/211
D670,226 S * 11/2012 Muller D12/211

D748,560 S * 2/2016 Simm D12/211
D780,659 S * 3/2017 Liffick D12/211
D823,225 S * 7/2018 Chung D12/211
D828,270 S * 9/2018 Aslam D12/211
D830,272 S * 10/2018 Aslam D12/213
D830,941 S * 10/2018 Hamilton D12/211
D833,943 S * 11/2018 Chung D12/209

* cited by examiner

Primary Examiner — Sheryl Lane
Assistant Examiner — Calvin E Vansant

(57) **CLAIM**

The ornamental design for an automotive wheel, as shown and described.

DESCRIPTION

FIG. 1 is a perspective view of an automotive wheel, showing my new design;
FIG. 2 is a front view thereof;
FIG. 3 is a perspective view of the automotive wheel of FIG. 1 with the center cap removed for illustrative clarity; and, FIG. 4 is a front view of FIG. 3.

1 Claim, 4 Drawing Sheets

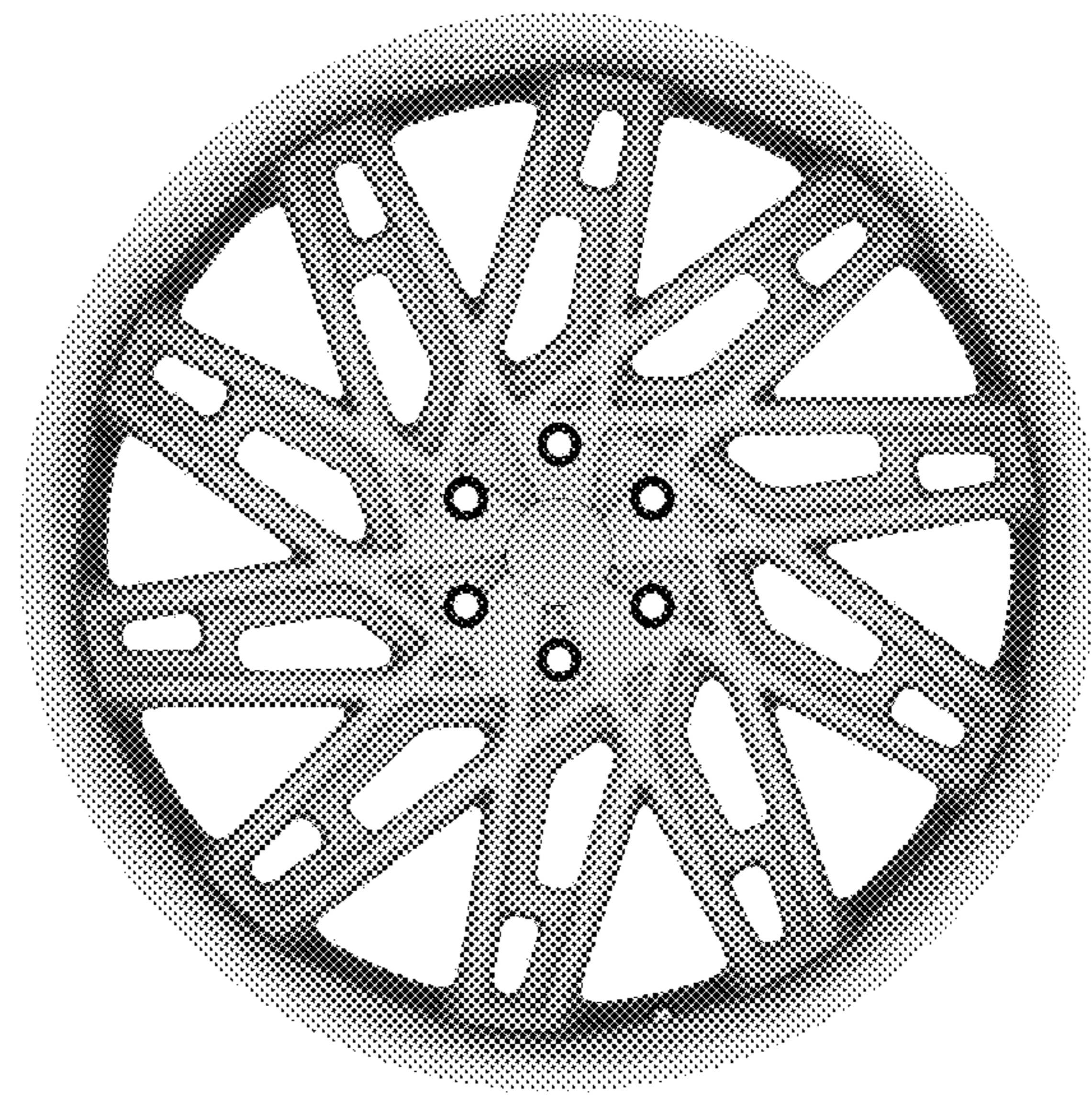





FIGURE 1




FIGURE 2



FIGURE 3




FIGURE 4