



US00D842172S

(12) **United States Design Patent**
Chi

(10) **Patent No.:** **US D842,172 S**

(45) **Date of Patent:** **** Mar. 5, 2019**

(54) **VEHICLE GRILLE**

(71) Applicant: **Razer Auto, Inc.**, Upland, CA (US)

(72) Inventor: **Samuel Chi**, Upland, CA (US)

(**) Term: **15 Years**

(21) Appl. No.: **29/611,671**

(22) Filed: **Jul. 24, 2017**

(51) **LOC (11) Cl.** **12-16**

(52) **U.S. Cl.**
USPC **D12/163**

(58) **Field of Classification Search**
USPC D12/169, 216, 90-92, 86, 171, 196, 163;
293/193.11; 296/180.1, 180.2; 180/68.1,
180/68.6
CPC B62D 25/08; B62B 9/16; B60K 11/08;
B60R 19/52

See application file for complete search history.

(56) **References Cited**

U.S. PATENT DOCUMENTS

D383,710 S	9/1997	Guichard	
D389,094 S	1/1998	Stollery	
D389,438 S	1/1998	Guichard	
D391,520 S	3/1998	Laster	
D401,186 S	11/1998	Abbott	
D424,992 S	5/2000	Faurote	
D495,275 S	8/2004	Castiglione	
D497,572 S	10/2004	Widmann	
D506,955 S	7/2005	Allen	
D507,766 S	7/2005	McMahan	
D508,441 S	8/2005	Moushegian	
D519,066 S	4/2006	Ney	
D521,424 S	5/2006	Sackley	
D528,471 S	9/2006	Renkert	
D534,097 S	12/2006	Renkert	
D534,458 S *	1/2007	Renkert D12/91
D534,836 S	1/2007	Moushegian	
D535,585 S	1/2007	Moushegian	

D542,180 S	5/2007	Renkert	
D542,192 S	5/2007	Renkert	
D554,563 S *	11/2007	Moushegian D12/91
D565,466 S	4/2008	Moushegian	

(Continued)

OTHER PUBLICATIONS

Title: 1997-1999 Jeep Wrangler (TJ) Parts Catalog; Published: Jun. 2002; pp. 1, 127, 163-169, 181-183, 250, 254, 445-447, 476, 477, 490, 509, and 553; Publisher: Mopar. Submitted to USPTO on Oct. 5, 2016.

(Continued)

Primary Examiner — Melody N Brown
(74) *Attorney, Agent, or Firm* — Eric Kelly


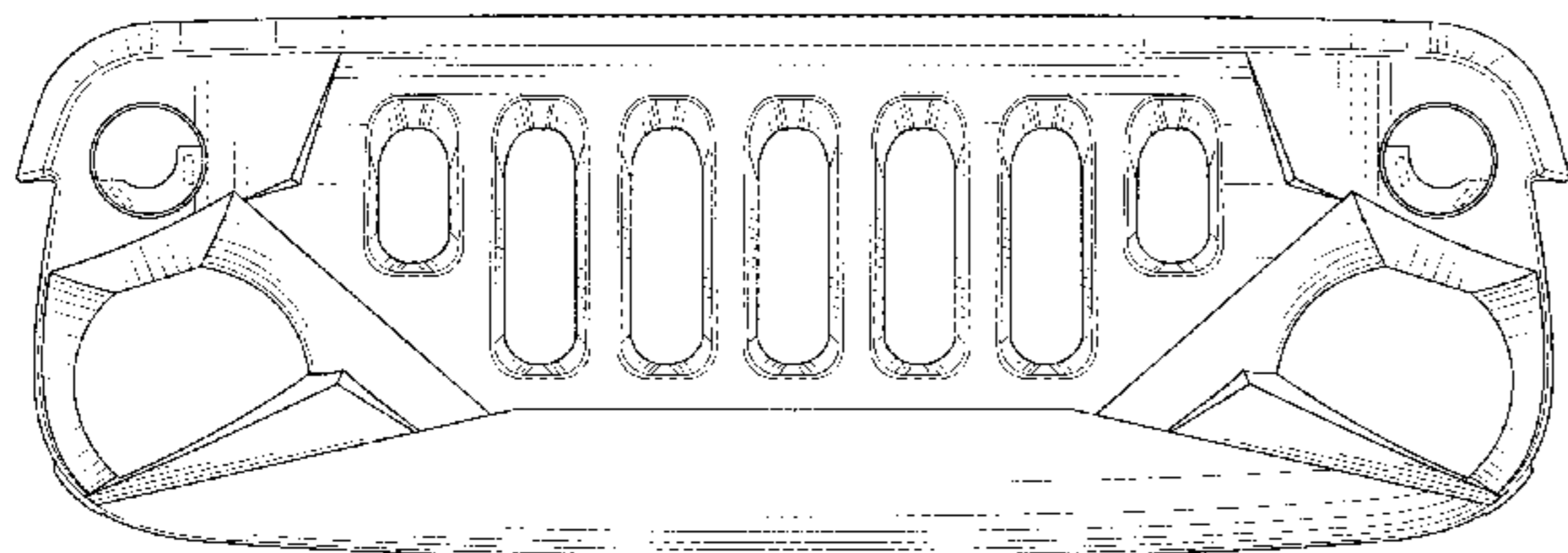
(57) **CLAIM**

The ornamental design for a vehicle grille, as shown and described.

DESCRIPTION

FIG. 1 is a bottom perspective view of a vehicle grille showing my new design;
FIG. 2 is a front elevational view thereof;
FIG. 3 is a rear elevational view thereof;
FIG. 4 is a right side elevational view thereof;
FIG. 5 is a left side elevational view thereof;
FIG. 6 is a bottom plan view thereof;
FIG. 7 is a top plan view thereof;
FIG. 8 is a bottom perspective of a vehicle grille showing a second embodiment of my new design;
FIG. 9 is a front elevational view of FIG. 8;
FIG. 10 is a rear elevational view of FIG. 8;
FIG. 11 is a right side elevational view of FIG. 8;
FIG. 12 is a left side elevational view of a FIG. 8;
FIG. 13 is a bottom plan view of FIG. 8; and,
FIG. 14 is a top plan view of FIG. 8.
Broken lines in any of included figures are for illustrative purposes only and form no part of the claimed design.

1 Claim, 10 Drawing Sheets



(56)

References Cited

U.S. PATENT DOCUMENTS

D565,467 S	4/2008	Aneiros	
D568,211 S	5/2008	Vardis	
D568,792 S	5/2008	Moushegian	
D572,179 S	7/2008	Zimmermann	
D650,721 S	12/2011	Galante	
D661,231 S	6/2012	Galante	
D693,737 S	11/2013	Hammoud	
D703,583 S	4/2014	Howell	
D711,784 S	8/2014	Galante	
D713,308 S	9/2014	Galante	
D723,425 S	3/2015	Glover	
D731,922 S *	6/2015	Beaven	D12/91
D733,619 S	7/2015	Glover	
D746,731 S	1/2016	Quezada	
D749,995 S	2/2016	Azadi	
D777,065 S *	1/2017	Patel	D12/163
D807,797 S *	1/2018	Peat	D12/163
D810,626 S *	2/2018	Macey	D12/91
D811,270 S *	2/2018	Zhang	D12/91
D814,354 S *	4/2018	Fisker	D12/91
D826,107 S *	8/2018	DiCanzio	D12/163
D827,495 S *	9/2018	Piscitelli	D12/91
D828,223 S *	9/2018	Piscitelli	D12/91
2013/0223980 A1	8/2013	Pastrick	

OTHER PUBLICATIONS

See USPTO trademark registration No. 2794553 for trade dress with a first use date of Jan. 1, 1994.

* cited by examiner

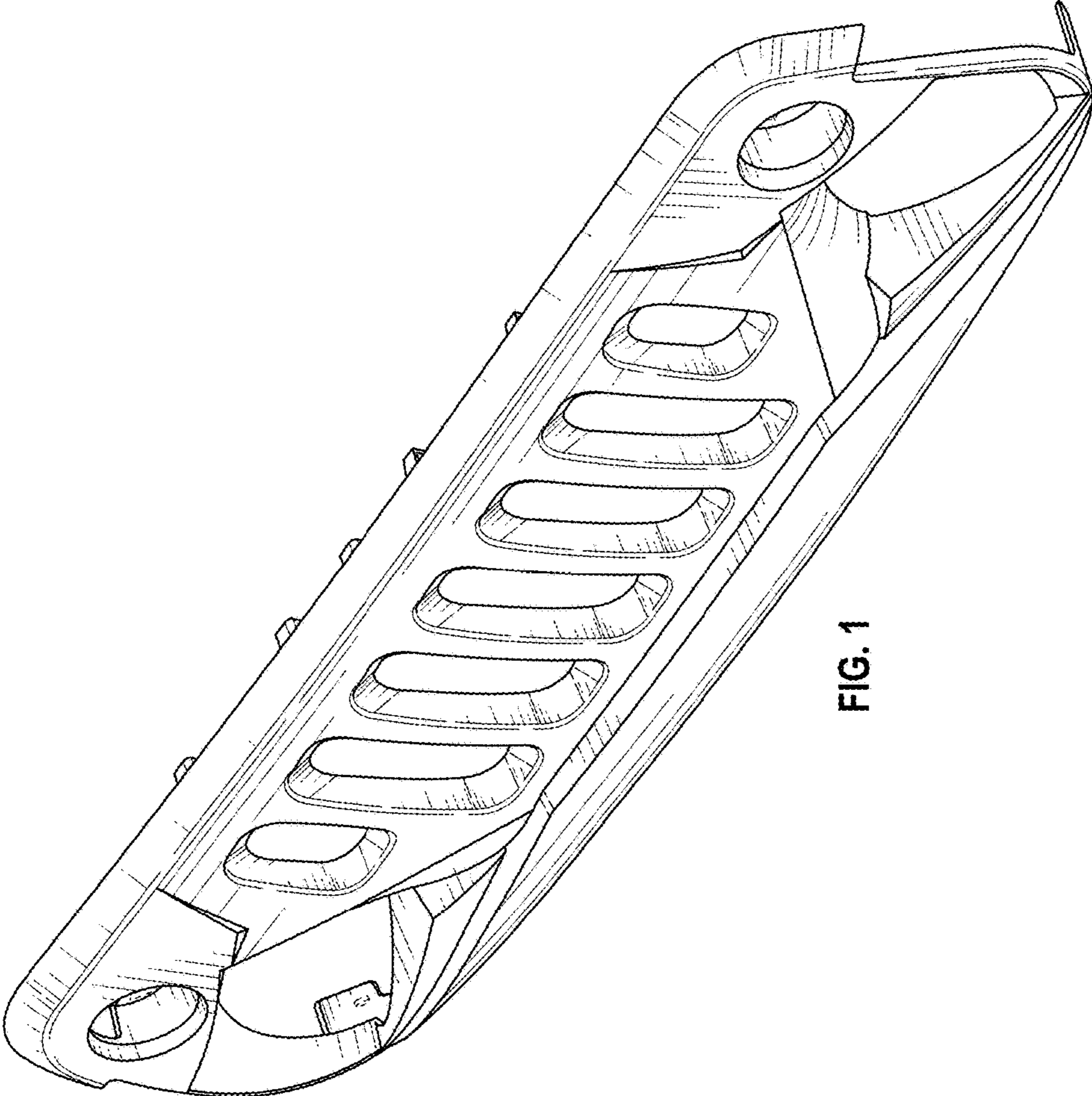


FIG. 1

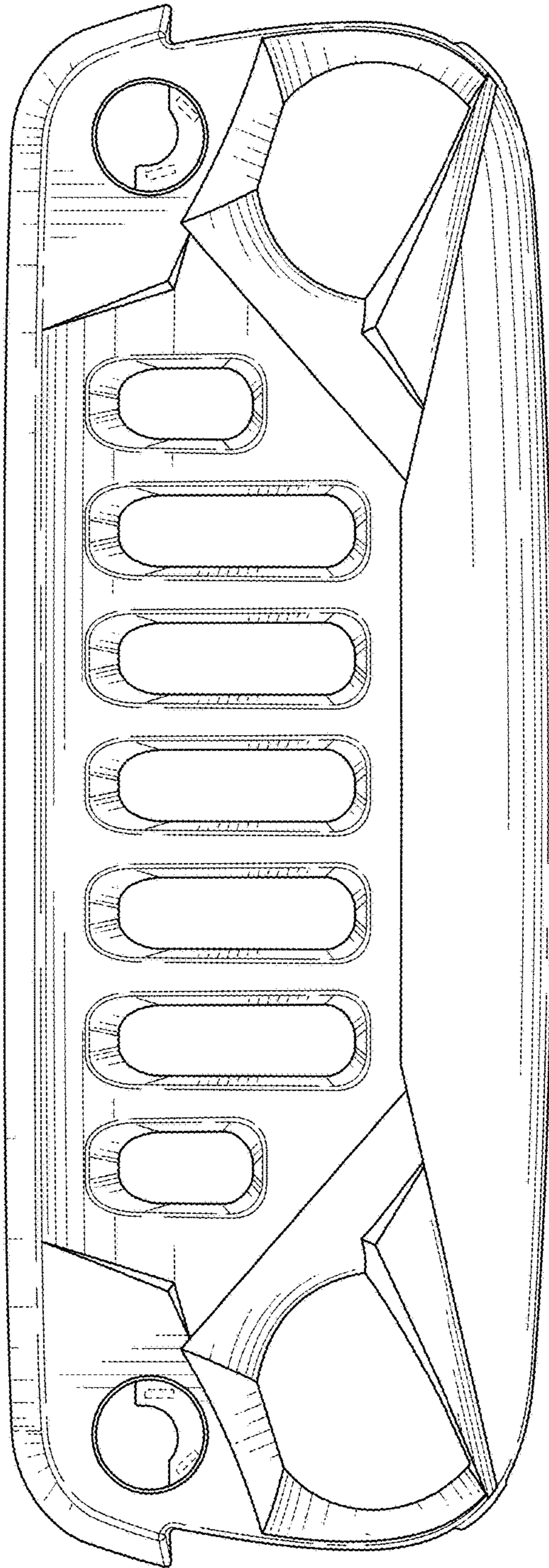


FIG. 2

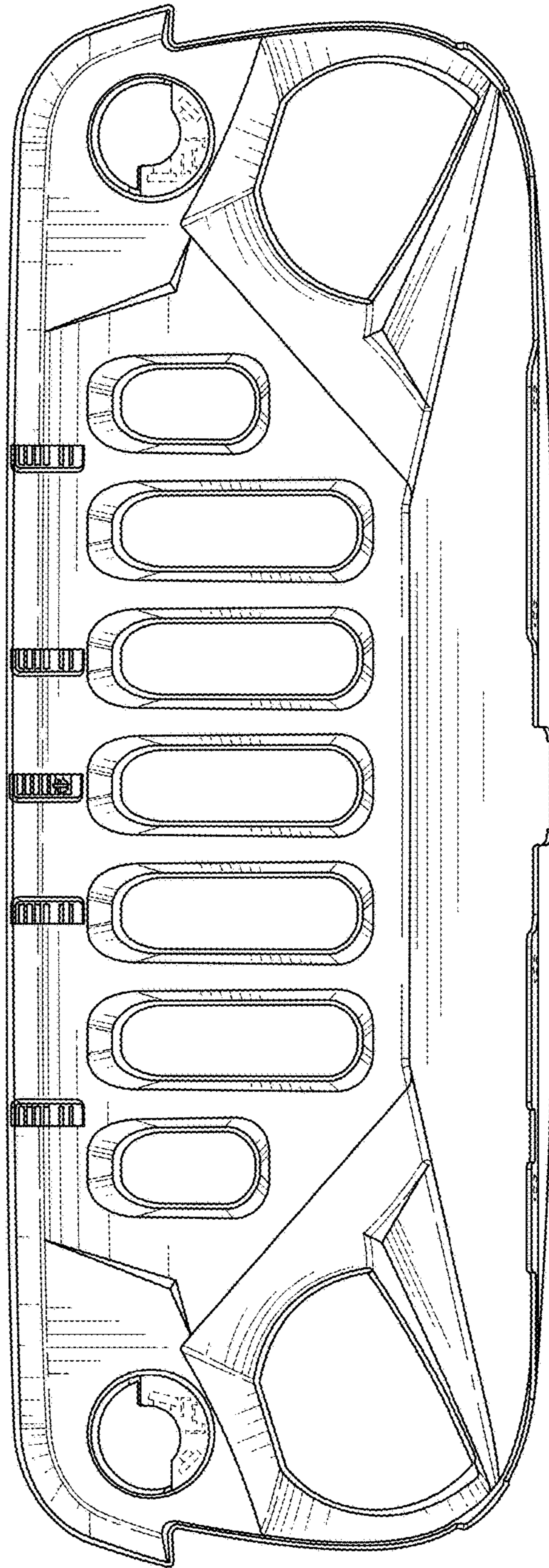


FIG. 3

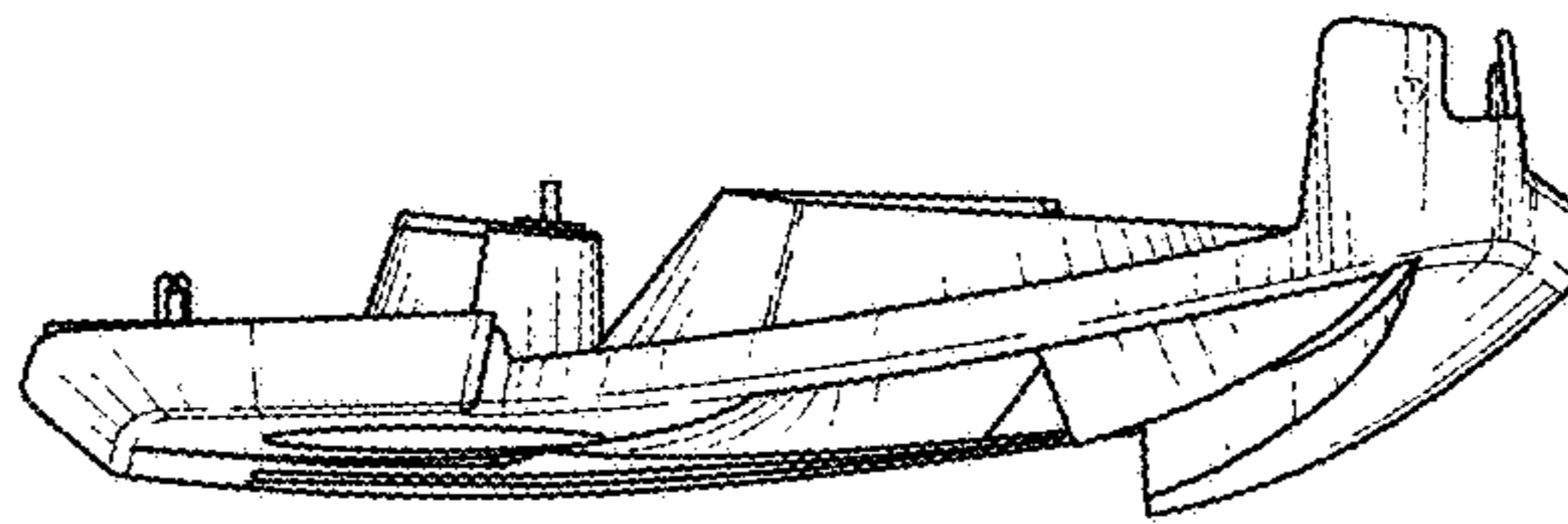


FIG. 5

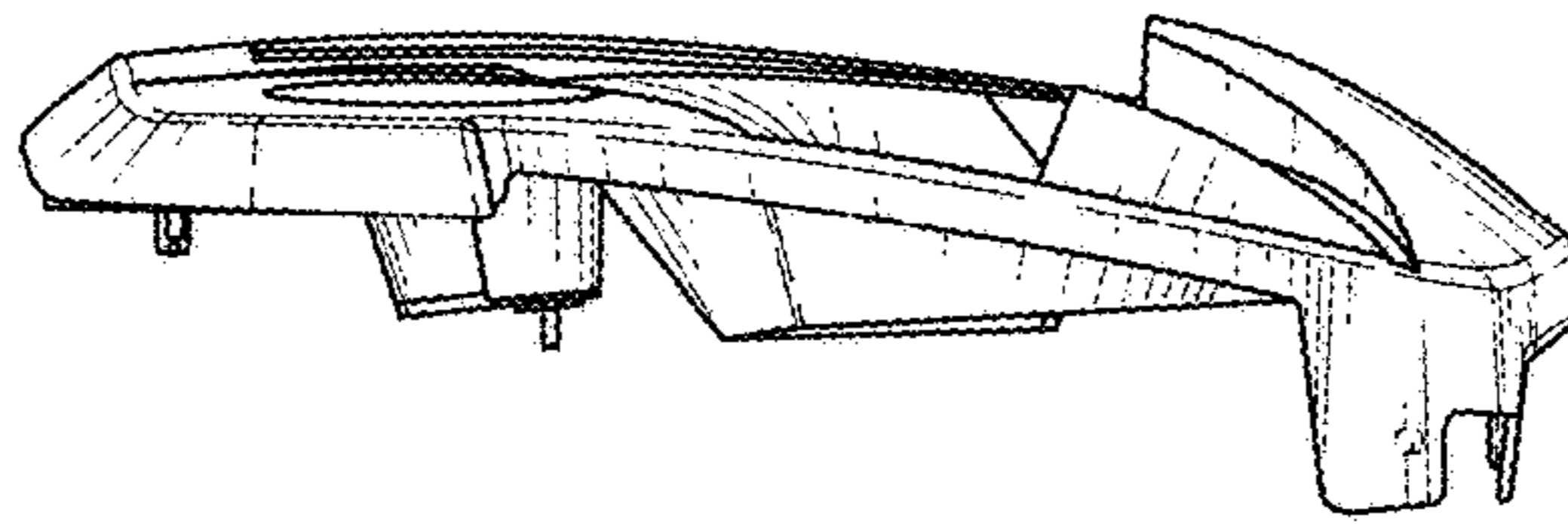


FIG. 4

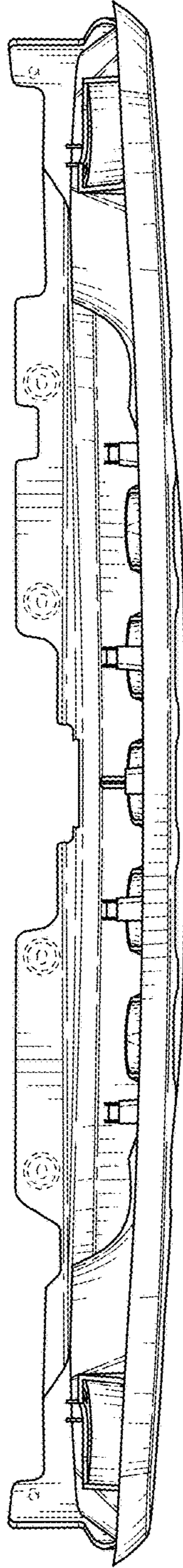


FIG. 6

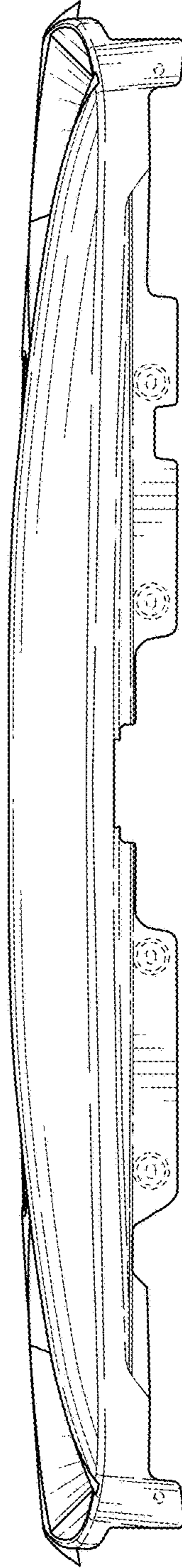


FIG. 7

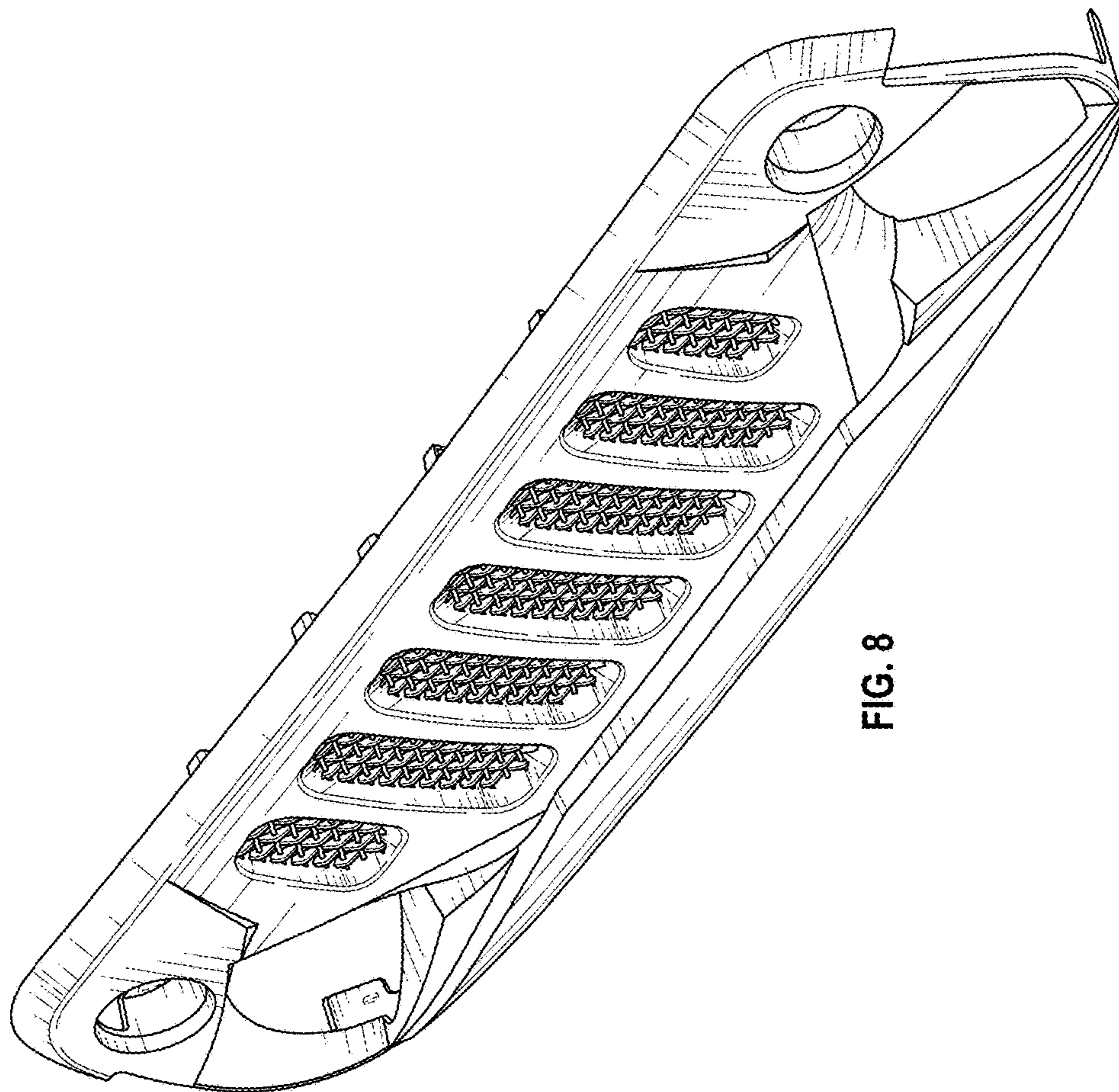


FIG. 8

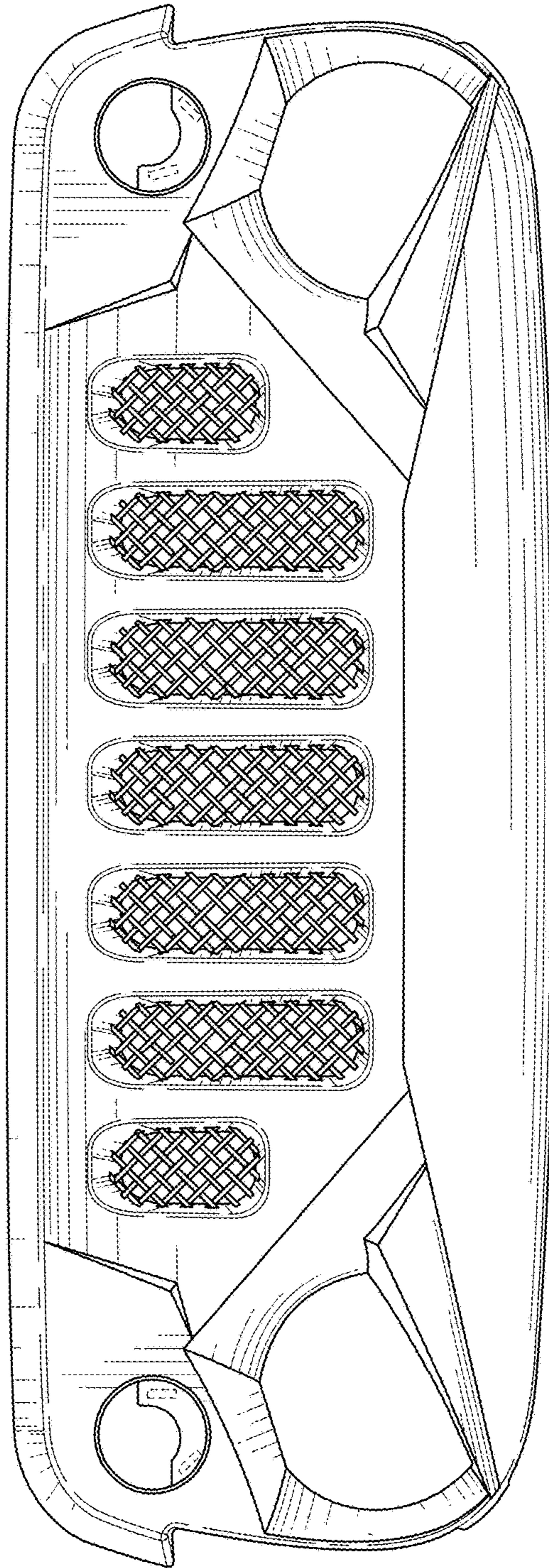


FIG. 9

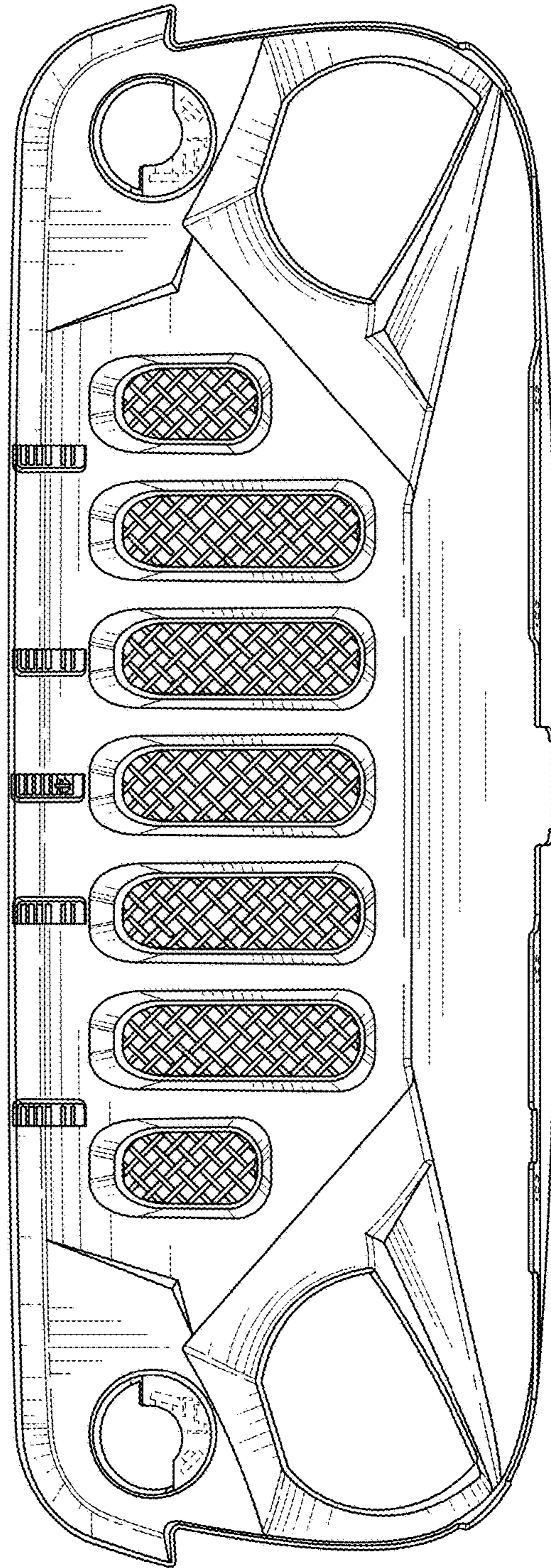


FIG. 10

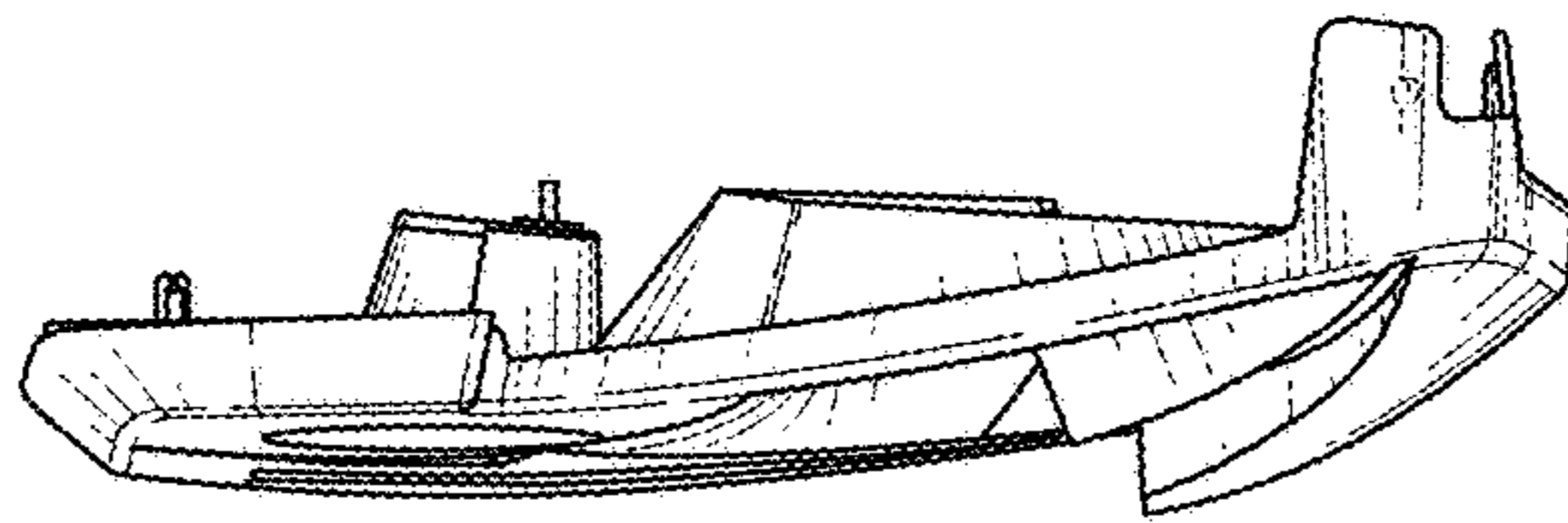


FIG. 12

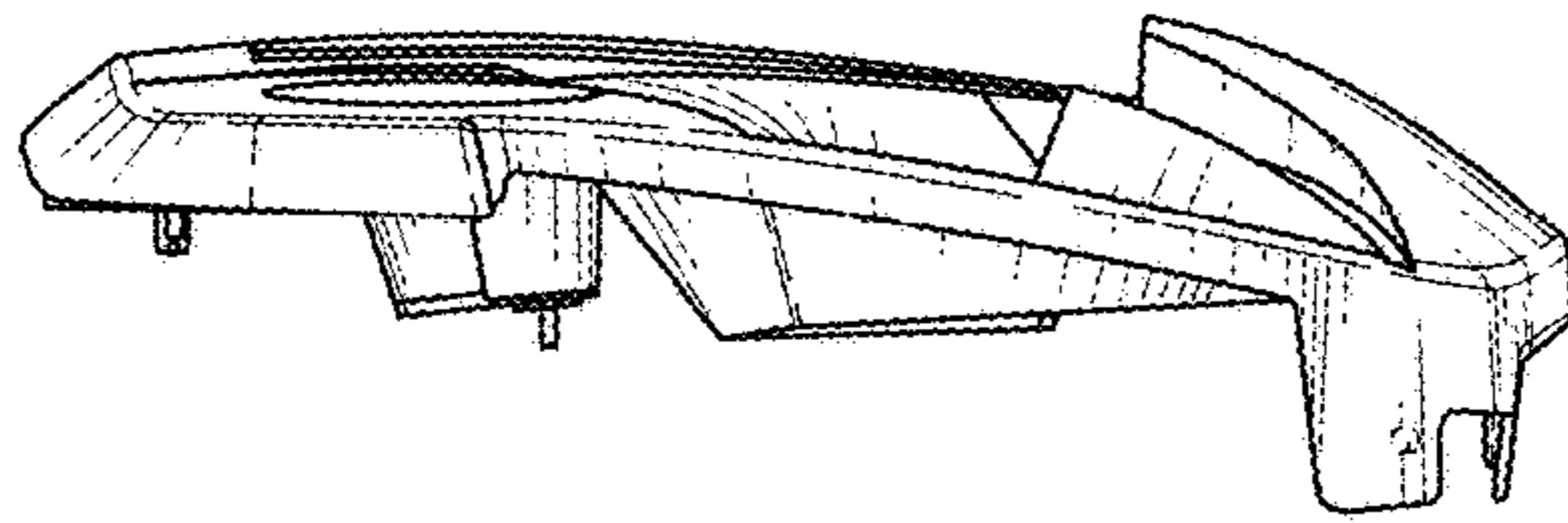


FIG. 11

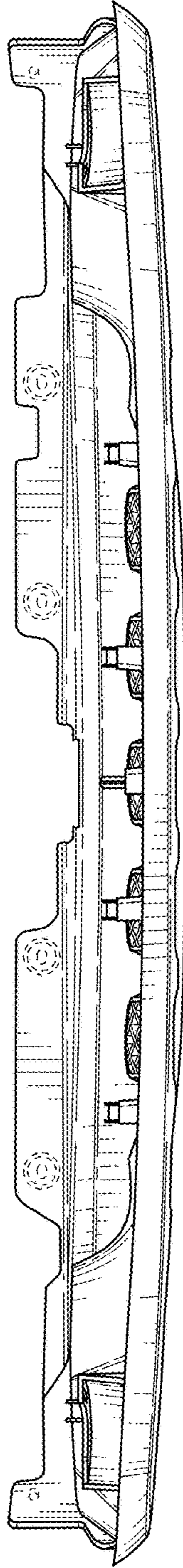


FIG. 13

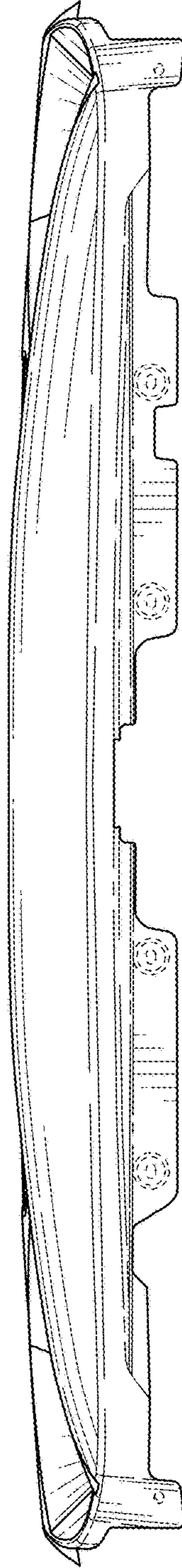


FIG. 14