

US00D842171S

(12) **United States Design Patent**
Hwang et al.

(10) **Patent No.:** **US D842,171 S**
(45) **Date of Patent:** **** Mar. 5, 2019**

- (54) **VEHICLE GRILL**
- (71) Applicants: **Woody Hwang**, City of Industry, CA (US); **Claudia Espinoza**, City of Industry, CA (US)
- (72) Inventors: **Woody Hwang**, City of Industry, CA (US); **Claudia Espinoza**, City of Industry, CA (US)
- (**) Term: **15 Years**
- (21) Appl. No.: **29/605,429**
- (22) Filed: **May 25, 2017**
- (51) **LOC (11) Cl.** **12-16**
- (52) **U.S. Cl.**
USPC **D12/163**
- (58) **Field of Classification Search**
USPC D12/86, 88, 90-92, 163, 169, 173, 196
CPC B62B 9/16; B60K 11/08; B60R 19/52
See application file for complete search history.

- D813,730 S * 3/2018 Zipfel D12/163
- D827,508 S * 9/2018 Whitla D12/163
- 2011/0070817 A1* 3/2011 Walters B60K 11/085
454/155
- 2014/0199930 A1* 7/2014 Toda B60K 11/08
454/75

* cited by examiner

Primary Examiner — Robin V Webster
Assistant Examiner — Rachel A Voorhies
(74) *Attorney, Agent, or Firm* — Robert J. Lauson;
Lauson & Tarver LLP

(57) **CLAIM**

We claim the ornamental design for a vehicle grill, as shown and described.

DESCRIPTION


FIG. 1 is a front right perspective view of a vehicle grill. FIG. 2 is a front view thereof. FIG. 3 is a top view thereof. FIG. 4 is a bottom view thereof. FIG. 5 is a right side elevation view thereof. FIG. 6 is a left side elevation view thereof. FIG. 7 is an enlarged partial view of a portion of FIG. 1. FIG. 8 is an enlarged partial view of a portion of FIG. 2. FIG. 9 is an enlarged partial view of a portion of FIG. 4; and, FIG. 10 is an enlarged partial view of a portion of FIG. 6. The broken line showing of the vehicle grill in FIGS. 1-8 and 10 is for the purpose of illustrating portions of the vehicle grill and forms no part of the claimed design. The broken line showing of the vehicle grill in FIG. 9 is illustrative of environmental structure and forms no part of the claimed design.

1 Claim, 6 Drawing Sheets

(56) **References Cited**

U.S. PATENT DOCUMENTS

D184,110 S *	12/1958	Mueller	D12/163
D204,255 S *	4/1966	French	D12/163
D533,484 S *	12/2006	Behmer	D12/163
D573,924 S *	7/2008	Tachibana	D12/163
D619,055 S *	7/2010	Walters	D12/163
D653,998 S *	2/2012	Walters	D12/163
D682,753 S *	5/2013	Yoshida	D12/163
D733,619 S *	7/2015	Glover	B60K 11/08 D12/163
D753,028 S *	4/2016	Frascella	D12/163
D792,814 S *	7/2017	Kozub	D12/163
D793,918 S *	8/2017	Kozub	D12/163
D797,016 S *	9/2017	Minami	D12/163
D804,368 S *	12/2017	Frascella	D12/163



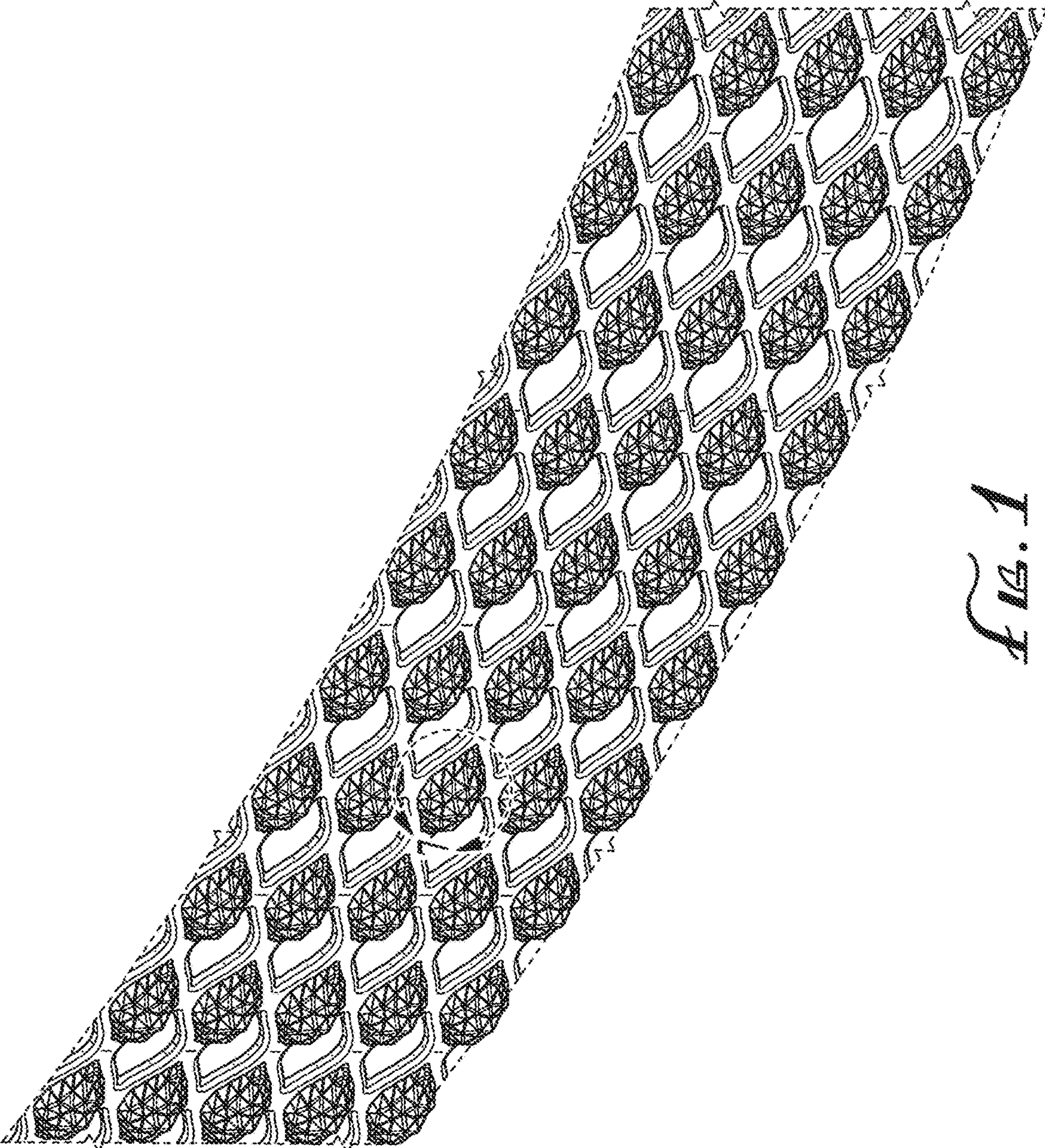


FIG. 1




FIG. 2

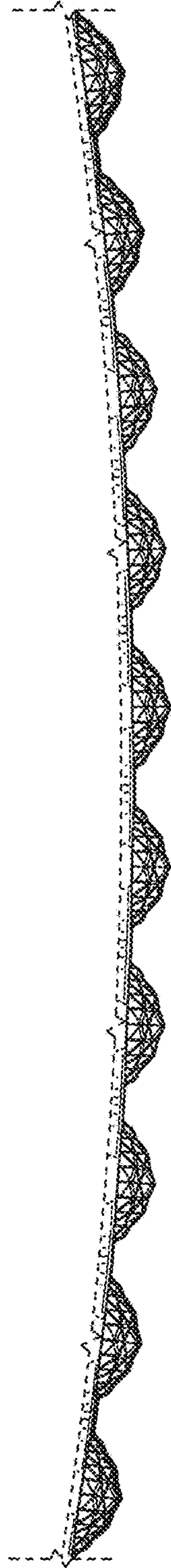


FIG. 3

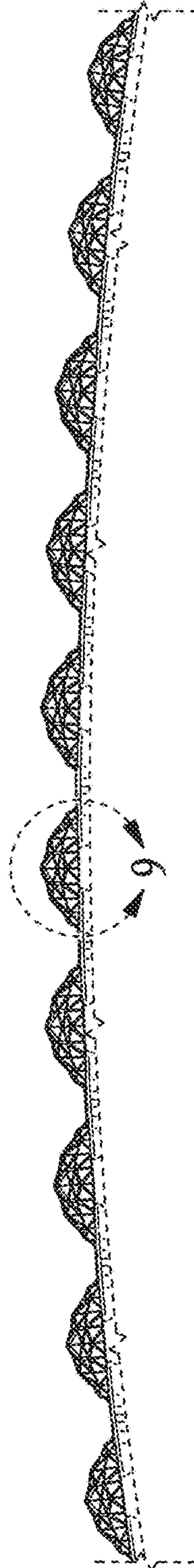


FIG. 4

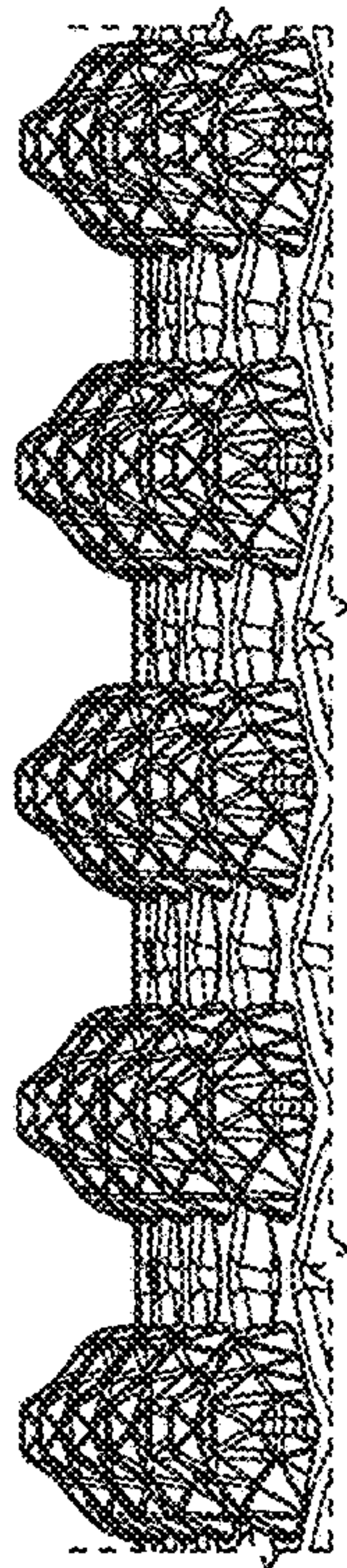


FIG. 5

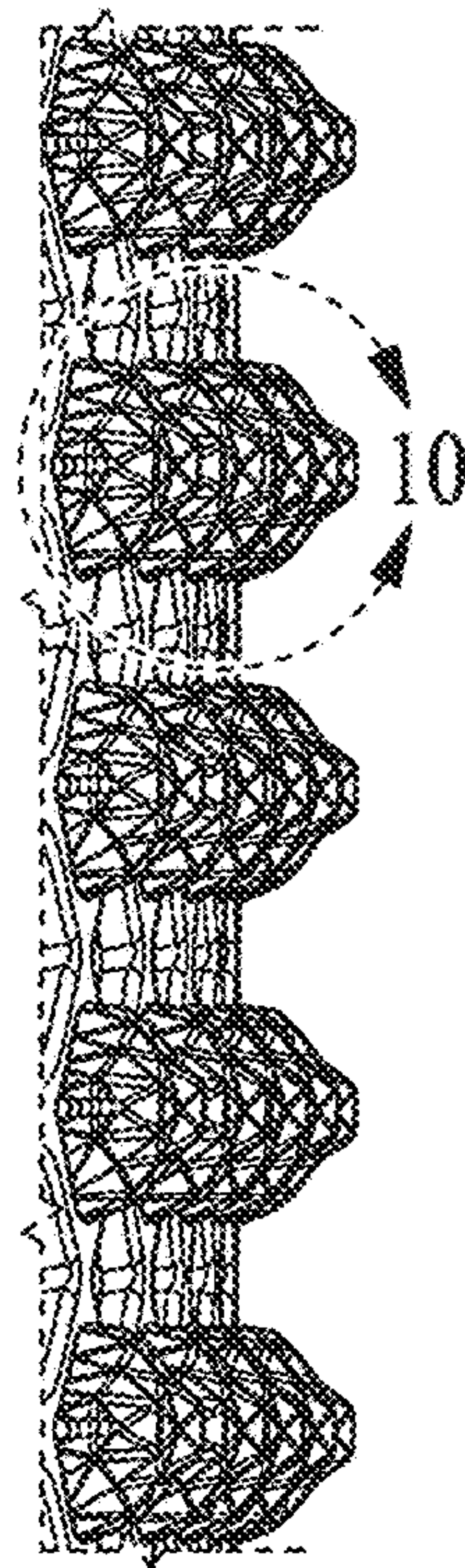


FIG. 6

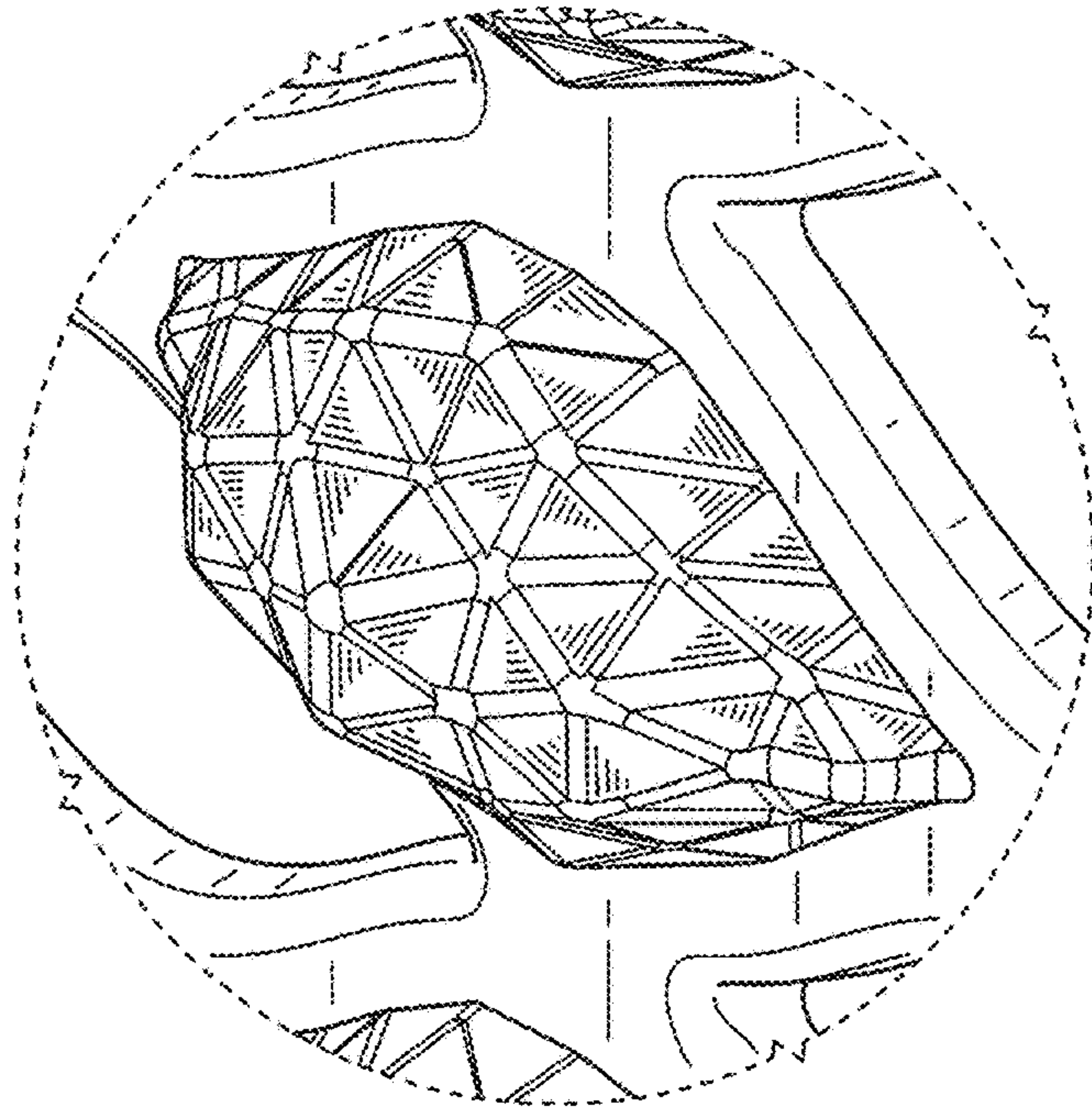
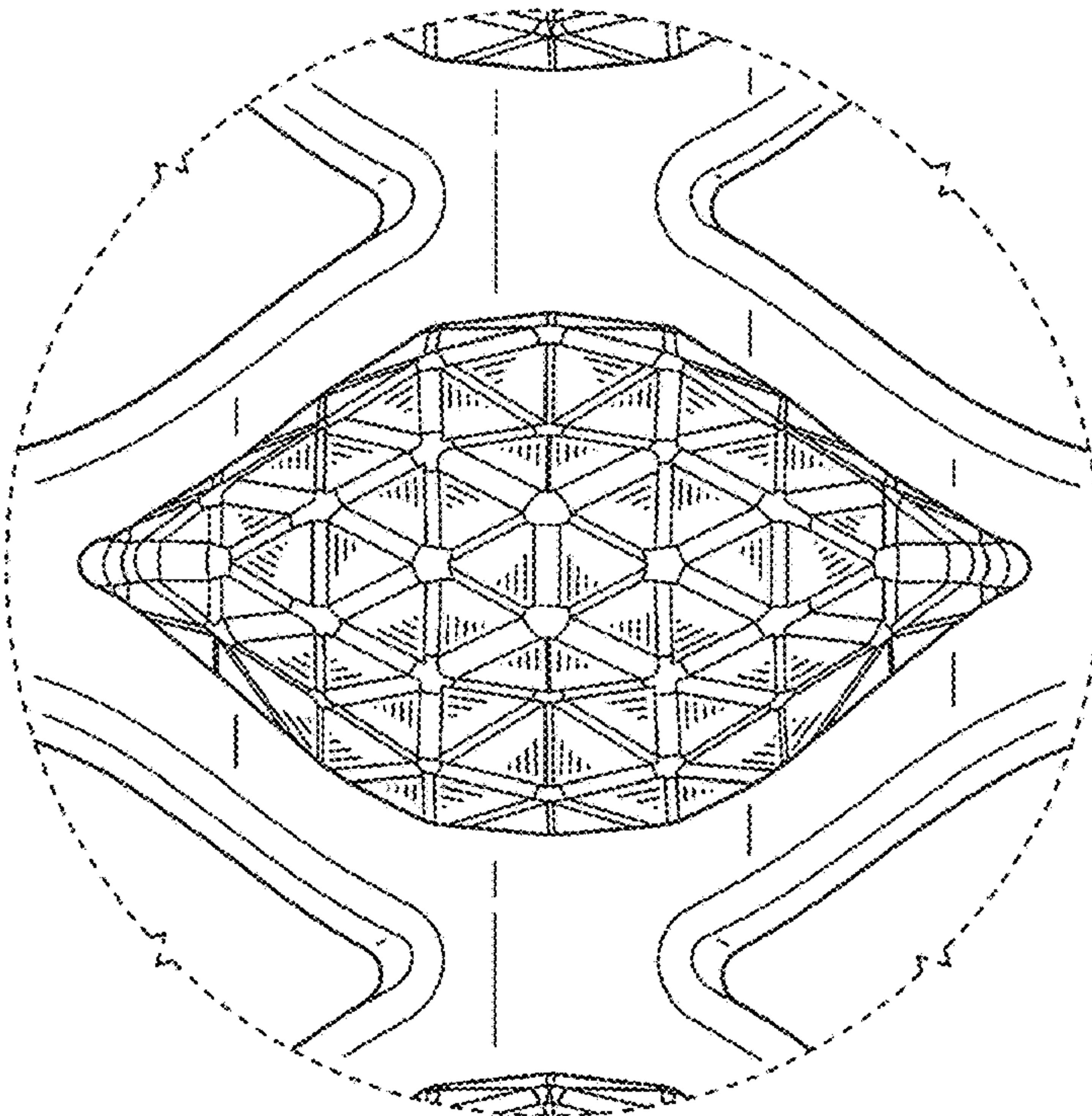


FIG. 7

FIG. 8



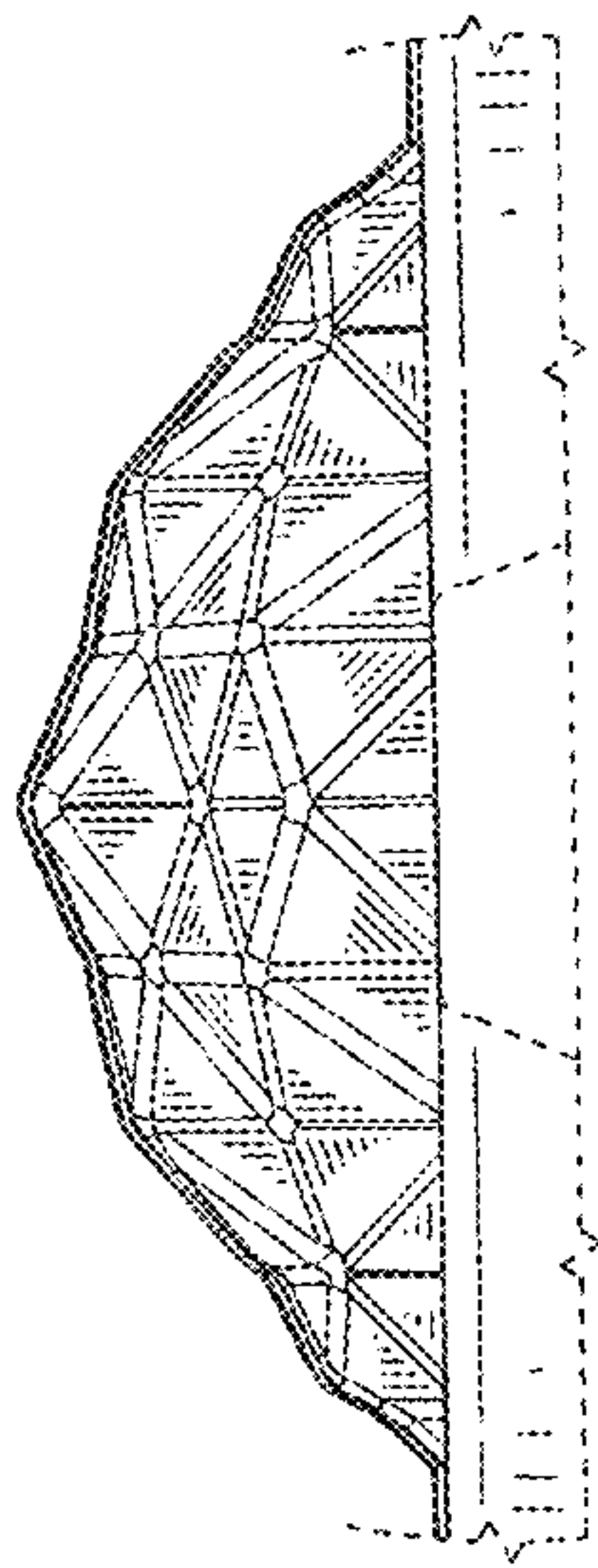


FIG. 9

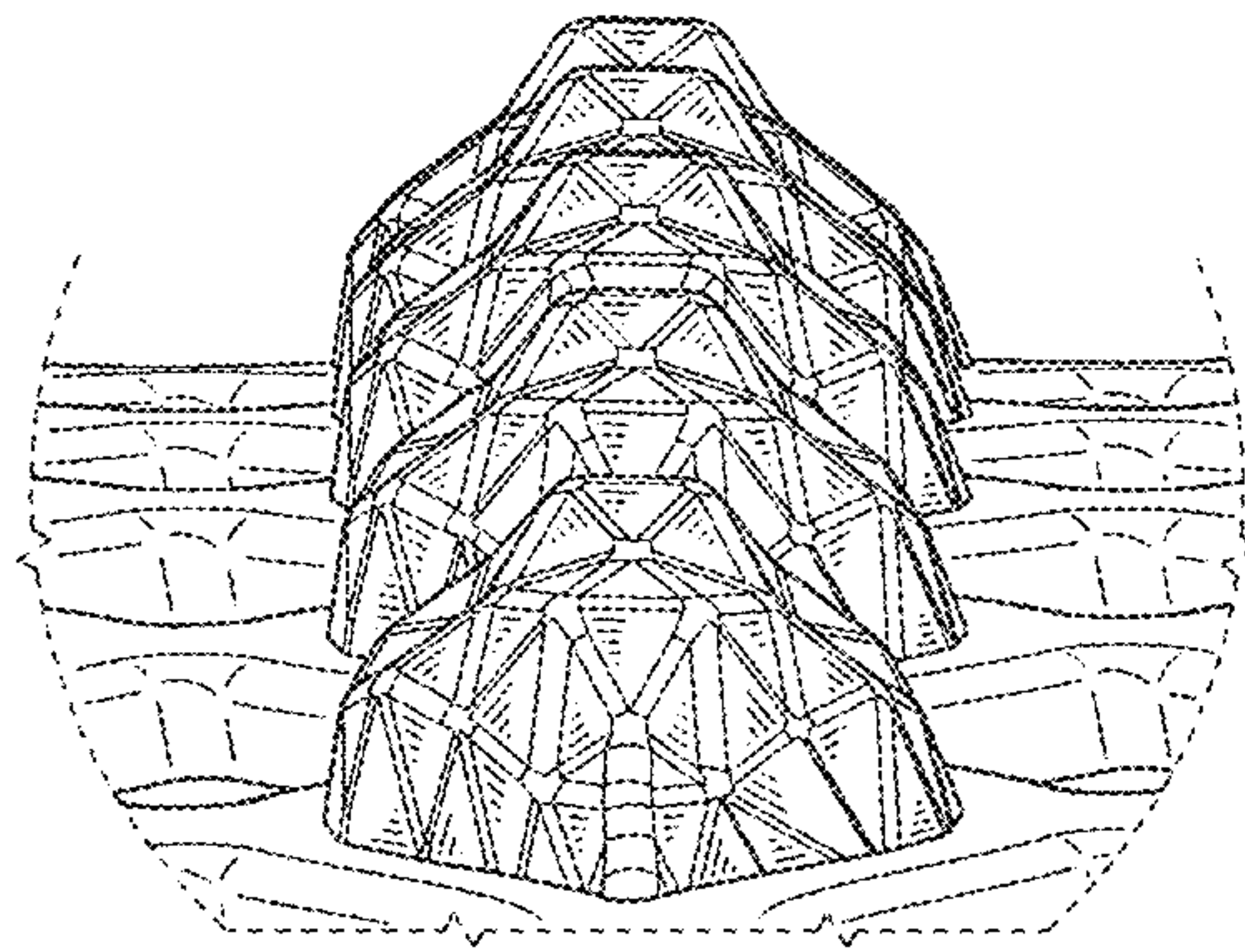


FIG. 10