



US00D842158S

(12) **United States Design Patent** (10) **Patent No.:** **US D842,158 S**
Qin (45) **Date of Patent:** **** *Mar. 5, 2019**

(54) **NECKLACE**
(71) Applicant: **ACE LIGHT & ELECTRONIC TECH(NINGBO) CO., LTD.**, Ningbo, Zhejiang Province (CN)
(72) Inventor: **Yanbei Qin**, Ningbo (CN)
(73) Assignee: **ACE LIGHT & ELECTRONIC TECH(NINGBO) CO., LTD.**, Ningbo, Zhejiang Province (CN)
(*) Notice: This patent is subject to a terminal disclaimer.
(**) Term: **15 Years**
(21) Appl. No.: **29/600,843**
(22) Filed: **Apr. 17, 2017**

D123,719 S * 11/1940 Ungar D11/12
D154,064 S * 6/1949 Philippe D11/16
D187,043 S * 1/1960 Ratajack D11/2
D196,933 S * 11/1963 Belin D11/3
D238,292 S * 12/1975 Durante D11/11
D254,362 S * 3/1980 Minassian D11/14
D263,288 S * 3/1982 Errigo D11/8
D277,802 S * 2/1985 Luchetti D11/11
4,894,757 A * 1/1990 Frusha A44C 15/0015
63/3
D358,562 S * 5/1995 Bulgari D11/3
D395,126 S * 6/1998 VonZwehl D11/84
D412,133 S * 7/1999 Kelman D11/6
D420,931 S * 2/2000 Philipson D11/14
D425,233 S * 5/2000 Liu D11/12
D499,977 S * 12/2004 Graham D11/8
D517,443 S * 3/2006 Dennis D11/14
D519,873 S * 5/2006 Rheaume D11/8
D531,448 S * 11/2006 Boss D7/354
D539,691 S * 4/2007 Solazzi D11/1
D556,621 S * 12/2007 Allin D11/17

(Continued)

(30) **Foreign Application Priority Data**

Nov. 1, 2016 (CN) 2016 3 0521690

(51) **LOC (11) Cl.** **11-01**
(52) **U.S. Cl.**

USPC **D11/11**

(58) **Field of Classification Search**

USPC D11/1-32, 34, 40-43, 79-83, 93;
D14/344; D26/39; D28/41
CPC A44C 1/00; A44C 5/00; A44C 5/0007;
A44C 5/0015; A44C 5/0023; A44C
5/003; A44C 5/0038; A44C 5/0046; A44C
5/0053; A44C 5/0061; A44C 5/0069;
A44C 5/0076; A44C 5/0084; A44C
5/0092

See application file for complete search history.

(56) **References Cited**

U.S. PATENT DOCUMENTS

D31,544 S * 9/1899 Bagnall D11/2
D56,665 S * 11/1920 Gerbasi D2/633

Primary Examiner — Cynthia Ramirez

Assistant Examiner — L. Martinez

(74) *Attorney, Agent, or Firm* — NK Patent Law

(57) **CLAIM**

I claim the ornamental design for a necklace, as shown and described.

DESCRIPTION

FIG. 1 is a perspective view of a necklace showing my new design;
FIG. 2 is a front view thereof;
FIG. 3 is a rear view thereof;
FIG. 4 is a left side view thereof;
FIG. 5 is a top view thereof;
FIG. 6 is a bottom view thereof; and,
FIG. 7 is an enlarged front view thereof.
The broken lines in the drawings illustrate portions of the necklace that form no part of the claimed design.

1 Claim, 6 Drawing Sheets



(56)

References Cited

U.S. PATENT DOCUMENTS

D576,066	S *	9/2008	Barrickman	D11/8
D588,488	S *	3/2009	Ellia	D11/11
D610,933	S *	3/2010	Sandberg	D11/1
D612,281	S *	3/2010	Andretti	D11/3
D644,953	S *	9/2011	Favre	D11/12
D697,983	S *	1/2014	Nelson	D11/81
D706,160	S *	6/2014	Pugnet	D11/13
D723,969	S *	3/2015	Mortimer	D11/70
D726,058	S *	4/2015	Caprai	D11/14
D727,201	S *	4/2015	Alex	D11/81
D780,001	S *	2/2017	Dominguez	D11/6
D780,002	S *	2/2017	Verdeille	D11/6
D817,212	S *	5/2018	Qin	D11/6
D817,213	S *	5/2018	Qin	D11/6
2006/0044788	A1 *	3/2006	Damrau	A44C 15/0015 362/104
2012/0291233	A1 *	11/2012	Wilkinson	A44C 5/00 24/302

* cited by examiner

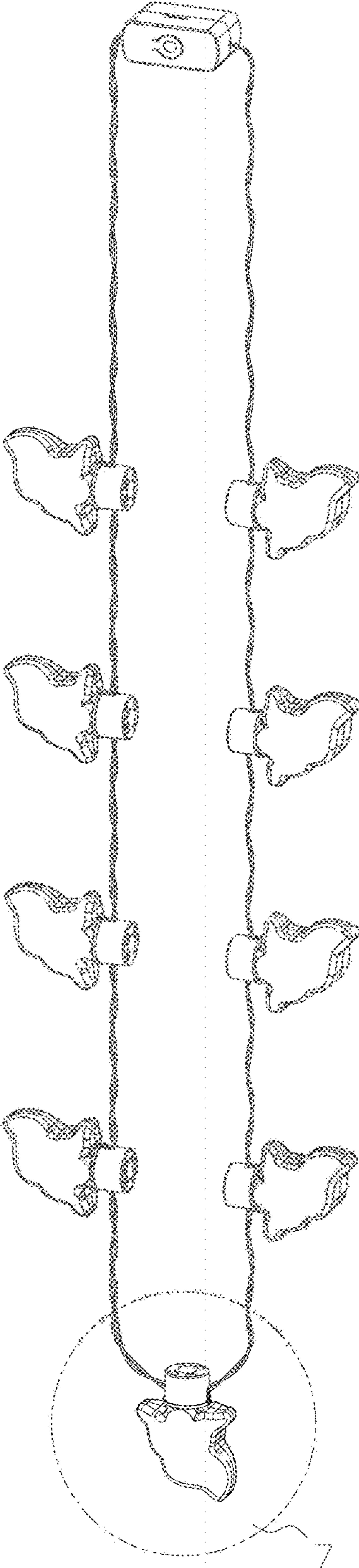


FIG.1

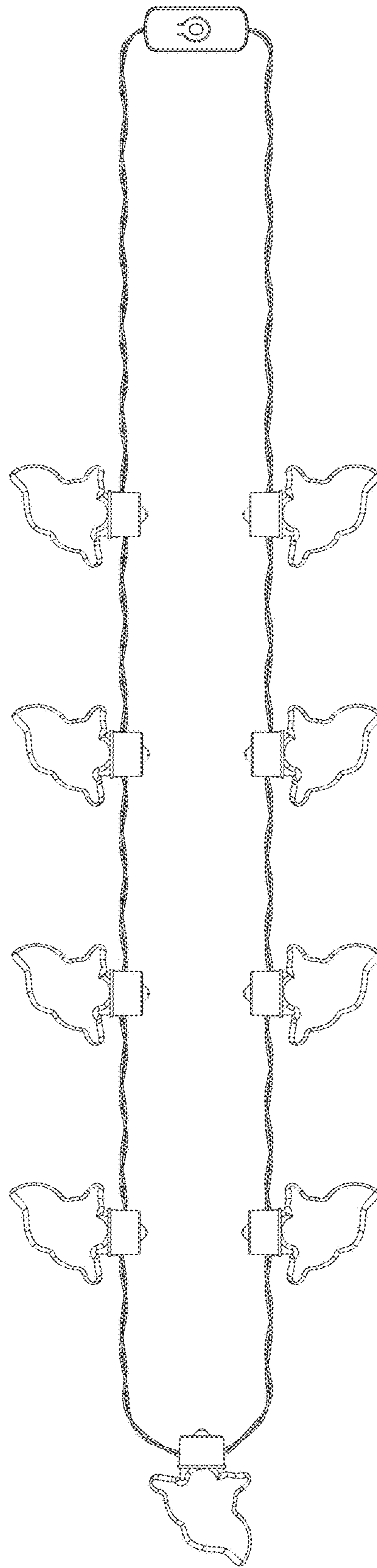


FIG.2

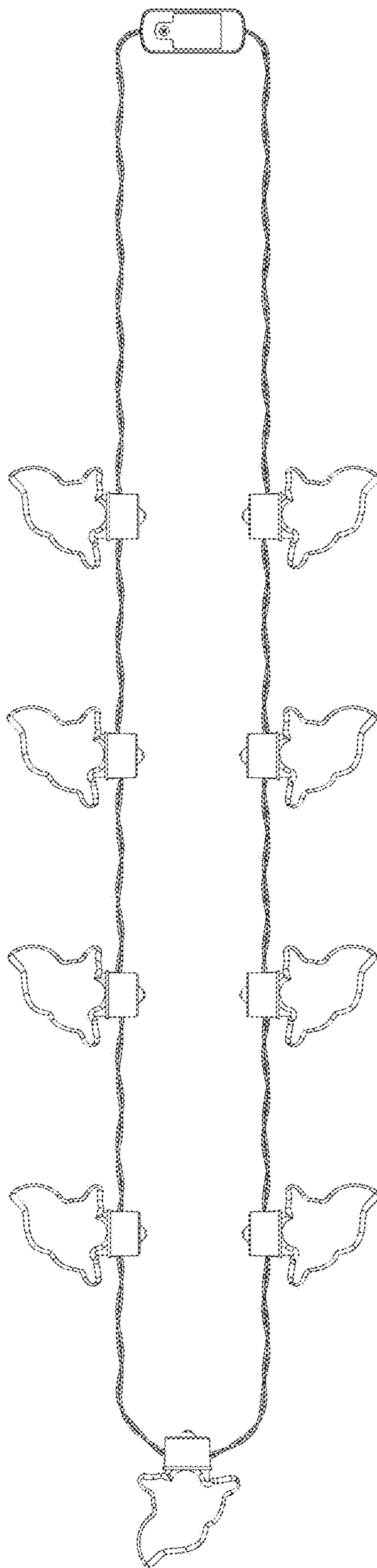


FIG.3

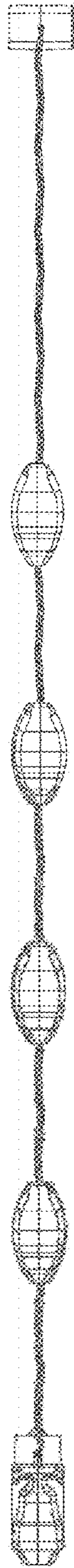


FIG.4

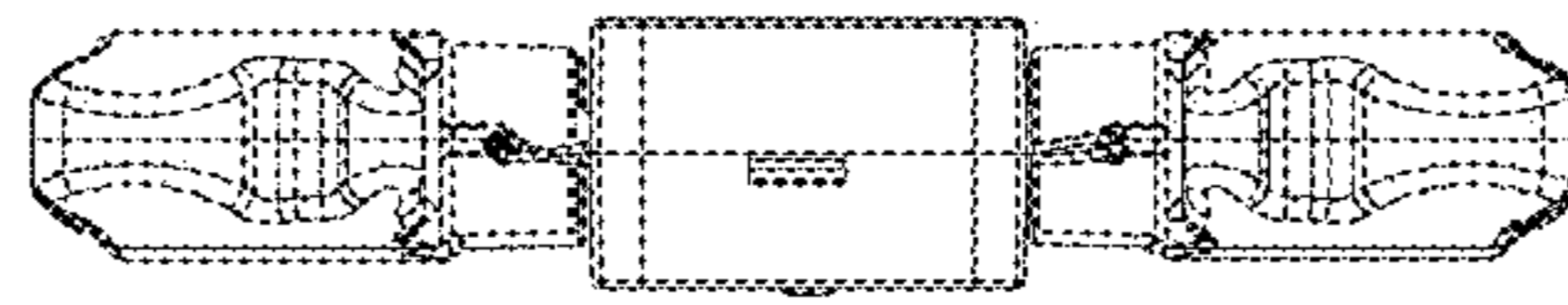


FIG.5

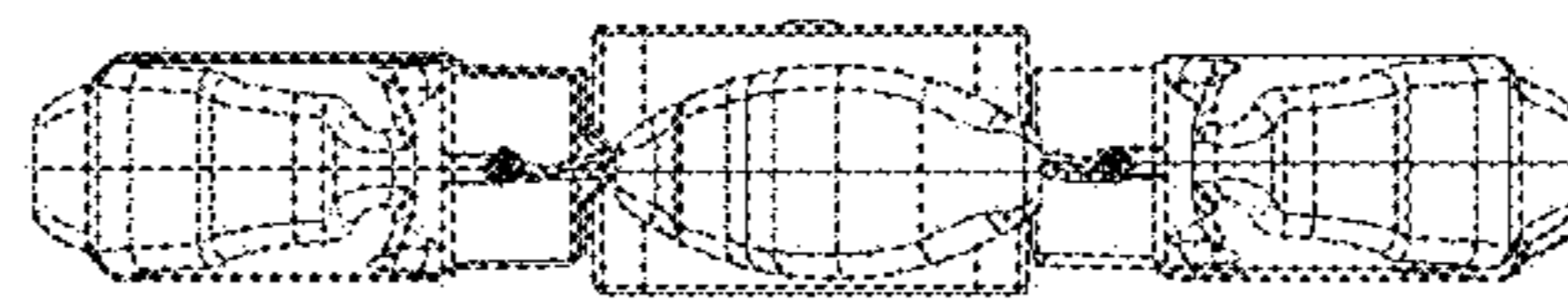


FIG.6



FIG.7