

US00D842151S

(12) **United States Design Patent** (10) **Patent No.:** **US D842,151 S**  
**Boyer et al.** (45) **Date of Patent:** **\*\* Mar. 5, 2019**

(54) **HYBRID PRESSURE AND FLOW GAUGE FACEPLATE**

(74) *Attorney, Agent, or Firm* — Edell, Shapiro & Finnan, LLC

(71) Applicant: **The ESAB Group Inc.**, Florence, SC (US)

(57) **CLAIM**

The ornamental design for a hybrid pressure and flow gauge faceplate, as shown and described.

(72) Inventors: **Robert Boyer**, Flower Mound, TX (US); **John Henderson**, Corinth, TX (US)

**DESCRIPTION**

(73) Assignee: **THE ESAB GROUP INC.**, Florence, SC (US)

FIG. 1 is a front perspective view of a hybrid pressure and flow gauge faceplate in accordance with the present disclosure;

(\*\*) Term: **15 Years**

FIG. 2 is a front perspective view of the hybrid pressure and flow gauge faceplate of FIG. 1 installed within a gauge housing;

(21) Appl. No.: **29/615,580**

FIG. 3 is a front view of the hybrid pressure and flow gauge faceplate of FIG. 1;

(22) Filed: **Aug. 30, 2017**

FIG. 4 is a back view of the hybrid pressure and flow gauge faceplate of FIG. 1;

(51) **LOC (11) Cl.** ..... **10-04**

FIG. 5 is a top view of the hybrid pressure and flow gauge faceplate of FIG. 1;

(52) **U.S. Cl.**

USPC ..... **D10/103; D12/192**

FIG. 6 is a bottom view of the hybrid pressure and flow gauge faceplate of FIG. 1;

(58) **Field of Classification Search**

USPC ..... **D10/102, 103; D12/192; D13/177; D14/246**

FIG. 7 is a first side view of the hybrid pressure and flow gauge faceplate of FIG. 1;

(Continued)

FIG. 8 is a second side view of the hybrid pressure and flow gauge faceplate of FIG. 1;

(56) **References Cited**

**U.S. PATENT DOCUMENTS**

3,060,745 A 10/1962 Riley  
D225,268 S 11/1972 Waite

(Continued)

FIG. 9 is a front perspective view of another hybrid pressure and flow gauge faceplate in accordance with the present disclosure;

**OTHER PUBLICATIONS**

ESAB Victor, ESS3-Edge Series Flow Gauge, Gas Equipment, Products & Solutions, available at <http://www.esabna.com/us/en/products/index.cfm?fuseaction=home.product&productCode=V445180>, last accessed on Sep. 12, 2017, 3 pages.

(Continued)

FIG. 10 is a front perspective view of the hybrid pressure and flow gauge faceplate of FIG. 9 installed within a gauge housing;

FIG. 11 is a front view of the hybrid pressure and flow gauge faceplate of FIG. 9;

FIG. 12 is a back view of the hybrid pressure and flow gauge faceplate of FIG. 9;

FIG. 13 is a top view of the hybrid pressure and flow gauge faceplate of FIG. 9;

FIG. 14 is a bottom view of the hybrid pressure and flow gauge faceplate of FIG. 9;

FIG. 15 is a first side view of the hybrid pressure and flow gauge faceplate of FIG. 9; and,

(Continued)

*Primary Examiner* — Antoine Duval Davis

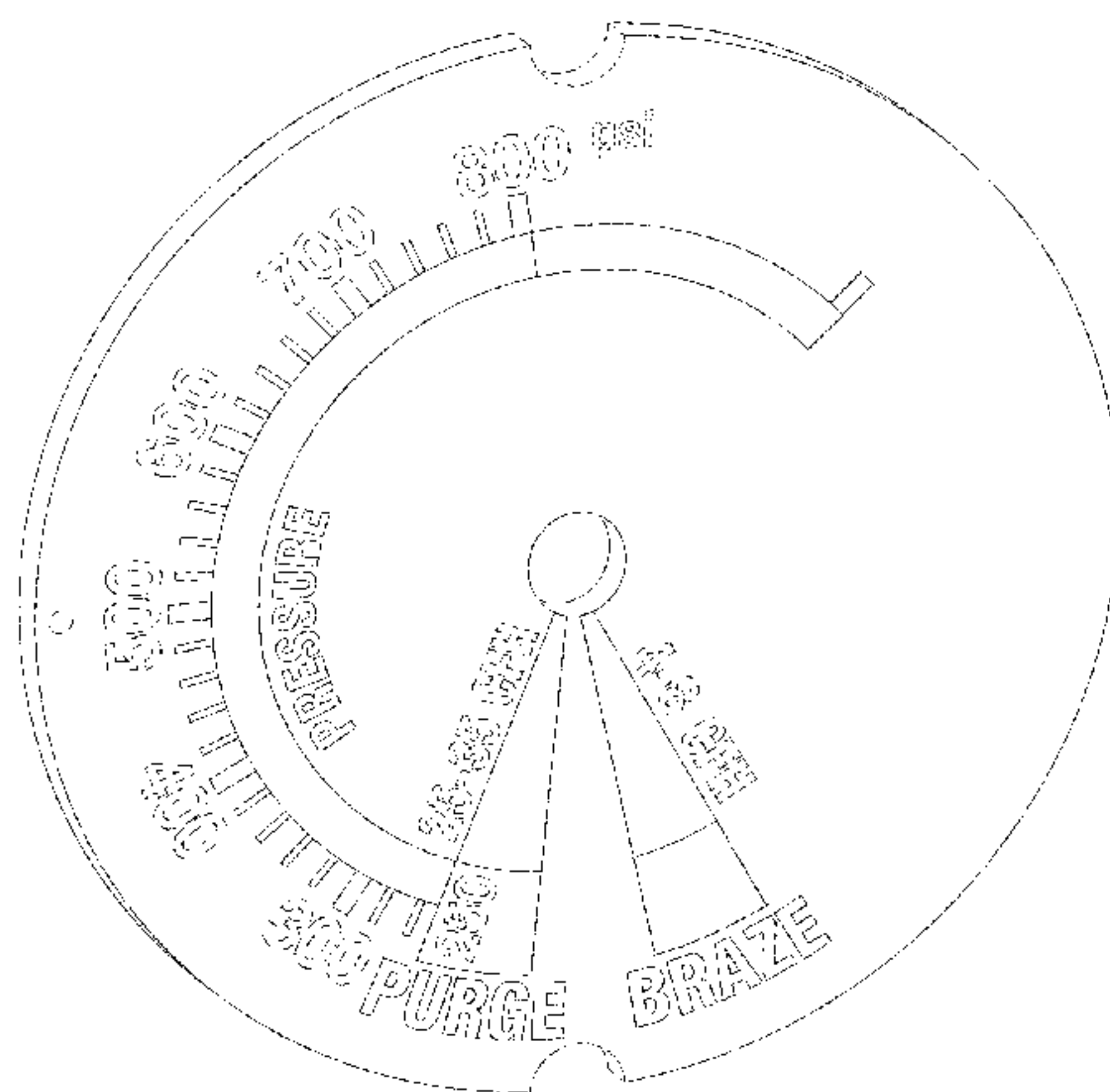


FIG. 16 is a second side view of the hybrid pressure and flow gauge faceplate of FIG. 9.

Any portions shown using dashed lines are for illustrative purposes only and form no part of the claimed design.

**1 Claim, 10 Drawing Sheets**

(58) **Field of Classification Search**

CPC ..... G01D 11/24; G01D 11/245; G01D 11/26;  
 G01D 7/00; G01D 5/145; G01D  
 4/00-4/08; B60N 2/0232; B60N  
 2002/0236; B60K 35/00; B60K  
 2350/00-2350/967; B60K 37/00-37/06;  
 B60K 2350/2086; B60K 230/091; G01P  
 1/08; G01F 1/06-1/125; G01F 11/267;  
 G01F 23/18; G01F 23/185; G01F  
 15/06-15/068; G01F 15/14; G06M 1/02;  
 G06M 1/22; G06M 1/24; G06M 1/241;  
 G06M 1/243; G06M 1/245; G06M 1/346

See application file for complete search history.

(56)

**References Cited**

U.S. PATENT DOCUMENTS

D242,235 S	11/1976	Redmann	
4,773,270 A	9/1988	Ogasawara et al.	
D302,394 S	7/1989	Merrell	
4,891,987 A	1/1990	Stockton et al.	
D361,043 S	8/1995	Grilk	
D537,744 S	3/2007	Wu	
D706,661 S *	6/2014	Boyer .....	D10/102
D722,288 S *	2/2015	Tseng .....	D12/192
D750,507 S *	3/2016	Ross, Jr. ....	D10/102
D775,034 S	12/2016	Cook et al.	
9,934,458 B2 *	4/2018	Kobata .....	G01D 13/04

OTHER PUBLICATIONS

Victor, Edge Series 2.0 Regulators High Capacity, Single Stage Regulator Fact Sheet, May, 4, 2017, 2 pages.  
 Western Enterprises, "VN Series Game Changer Presentation," available at <http://westernenterprises.com/wp-content/uploads/2013/09/VN-Game-Changer-Presentation.pdf>, downloaded on May 11, 2017, 18 pages.

\* cited by examiner

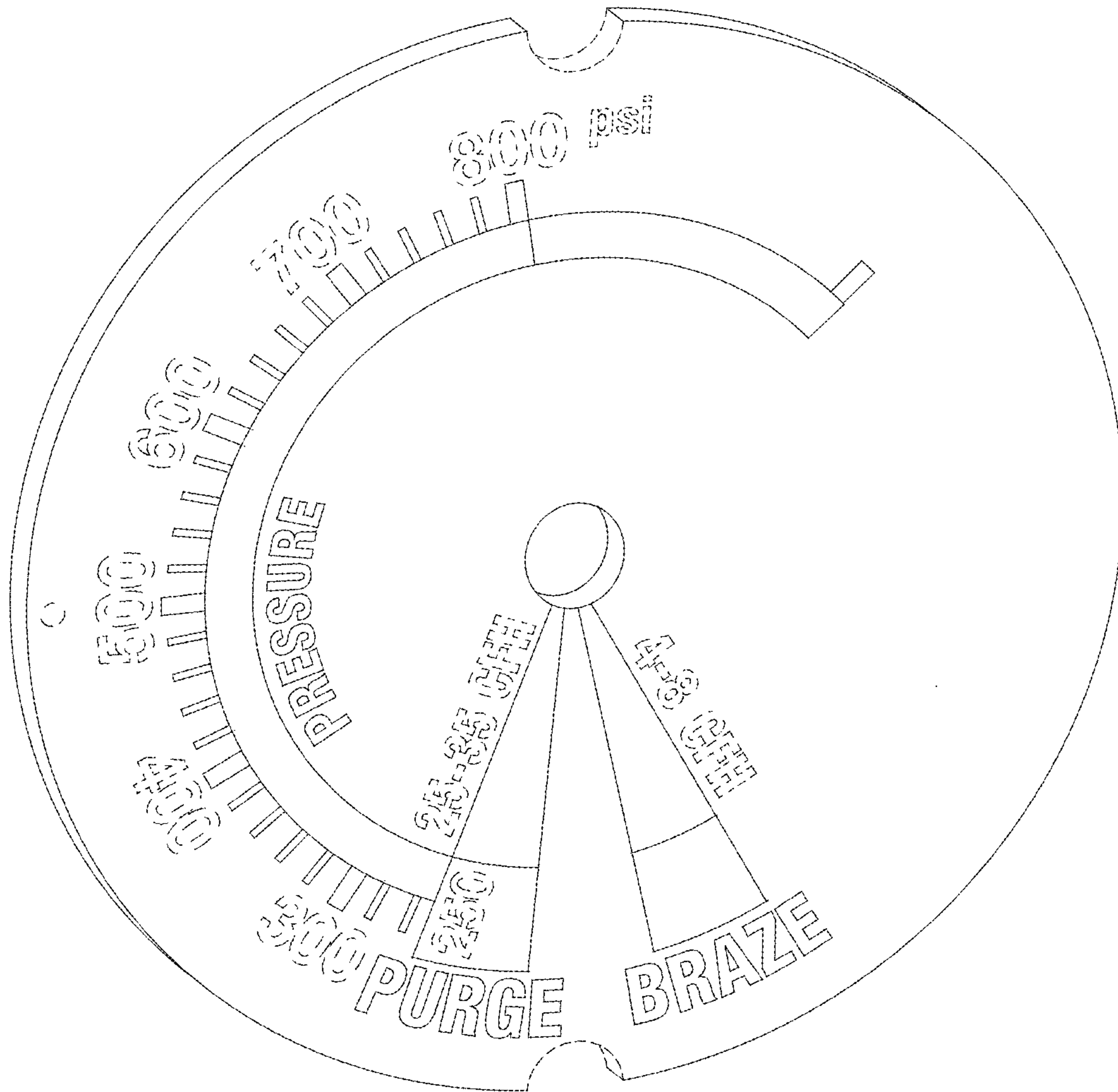


FIG.1

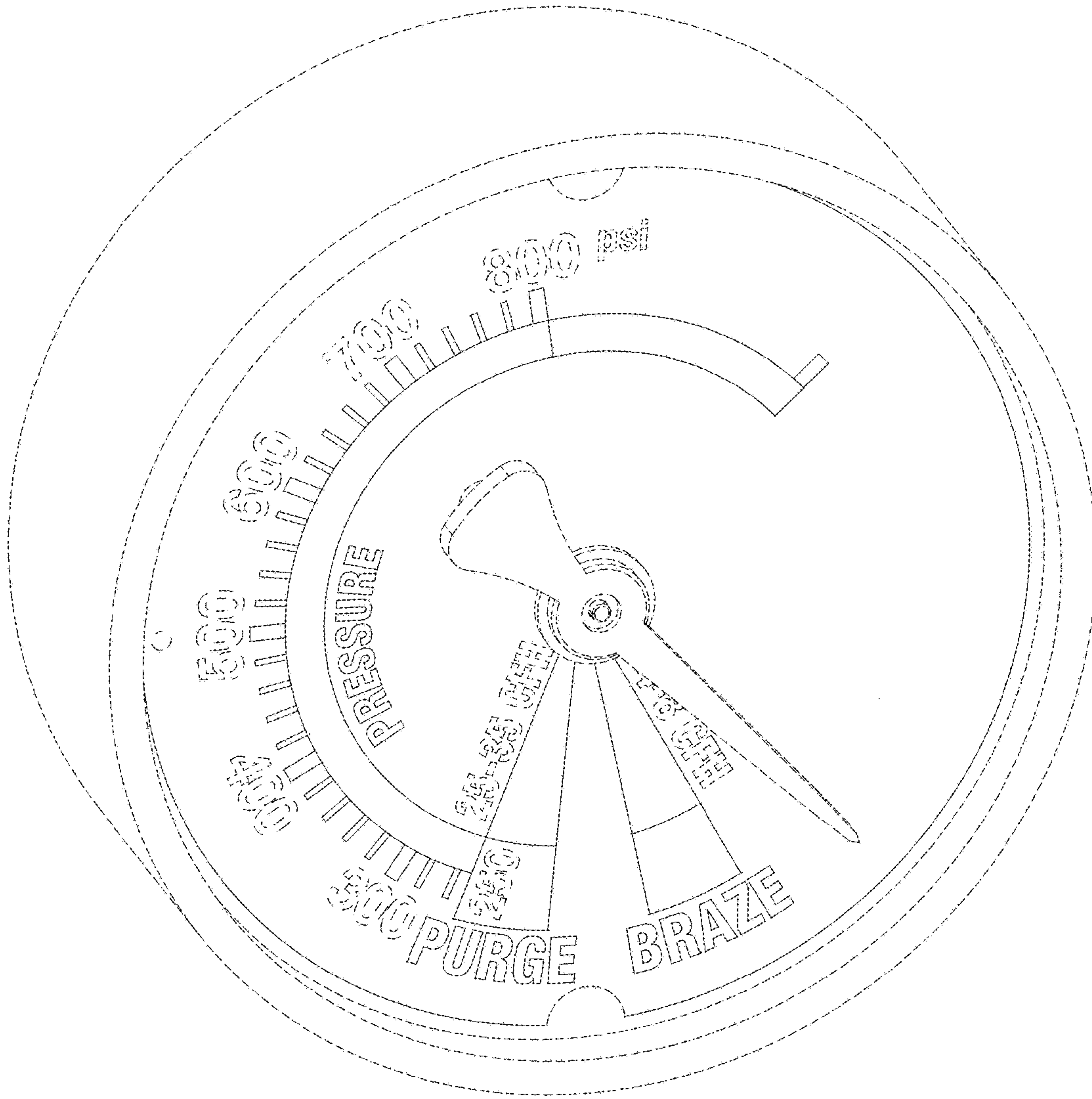


FIG.2



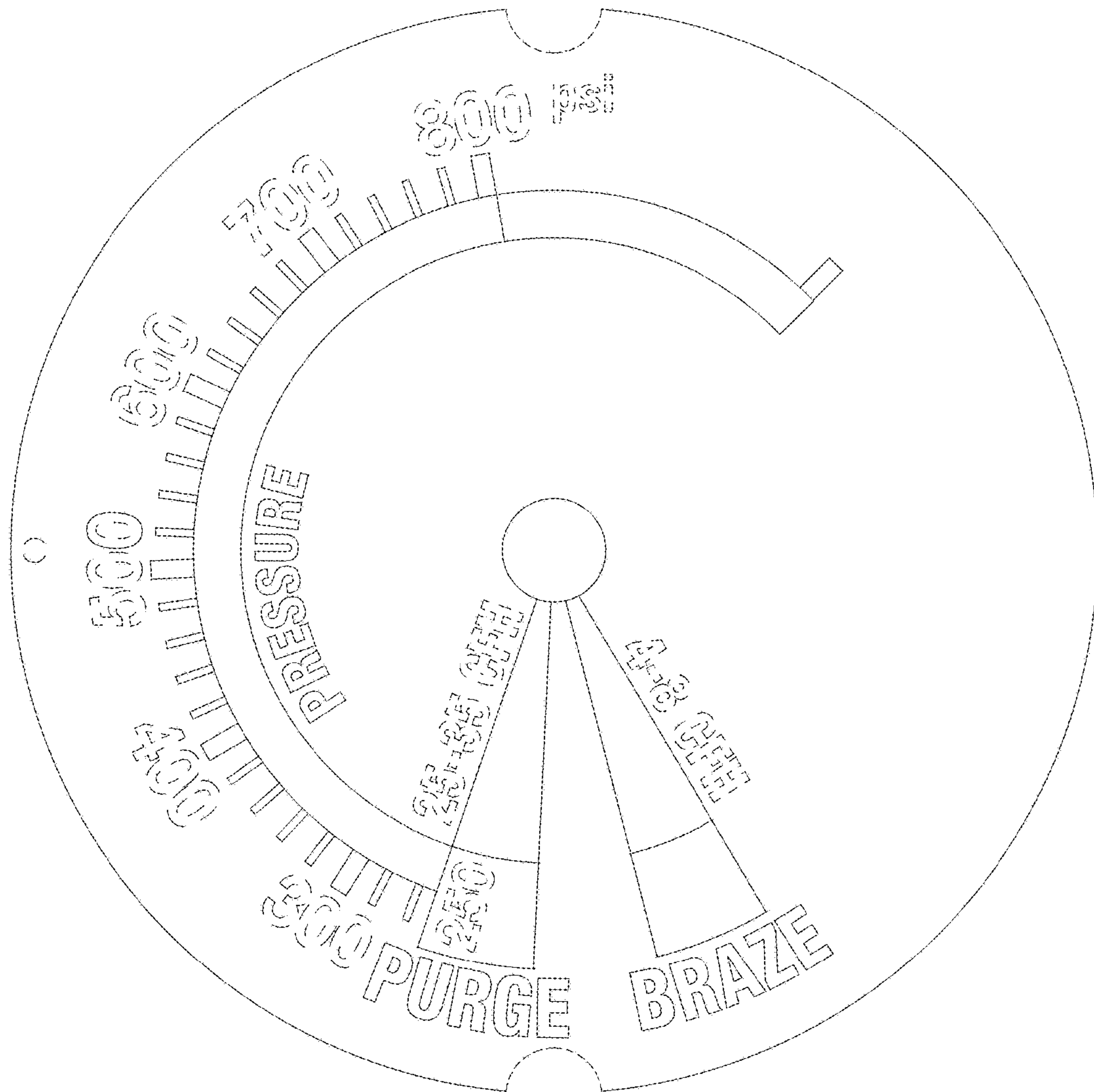


FIG.3

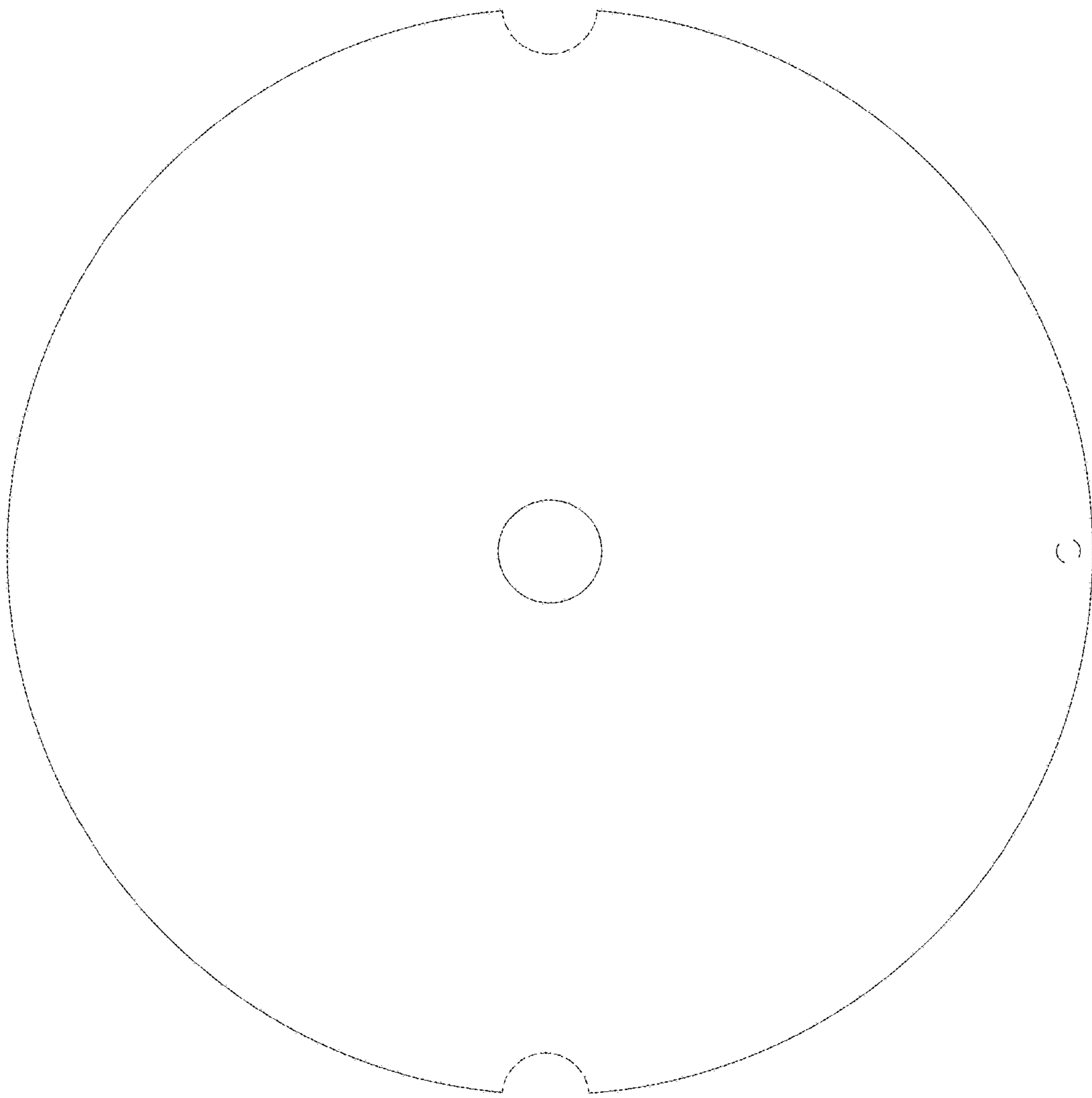


FIG.4




FIG.5




FIG.6




FIG.7




FIG.8

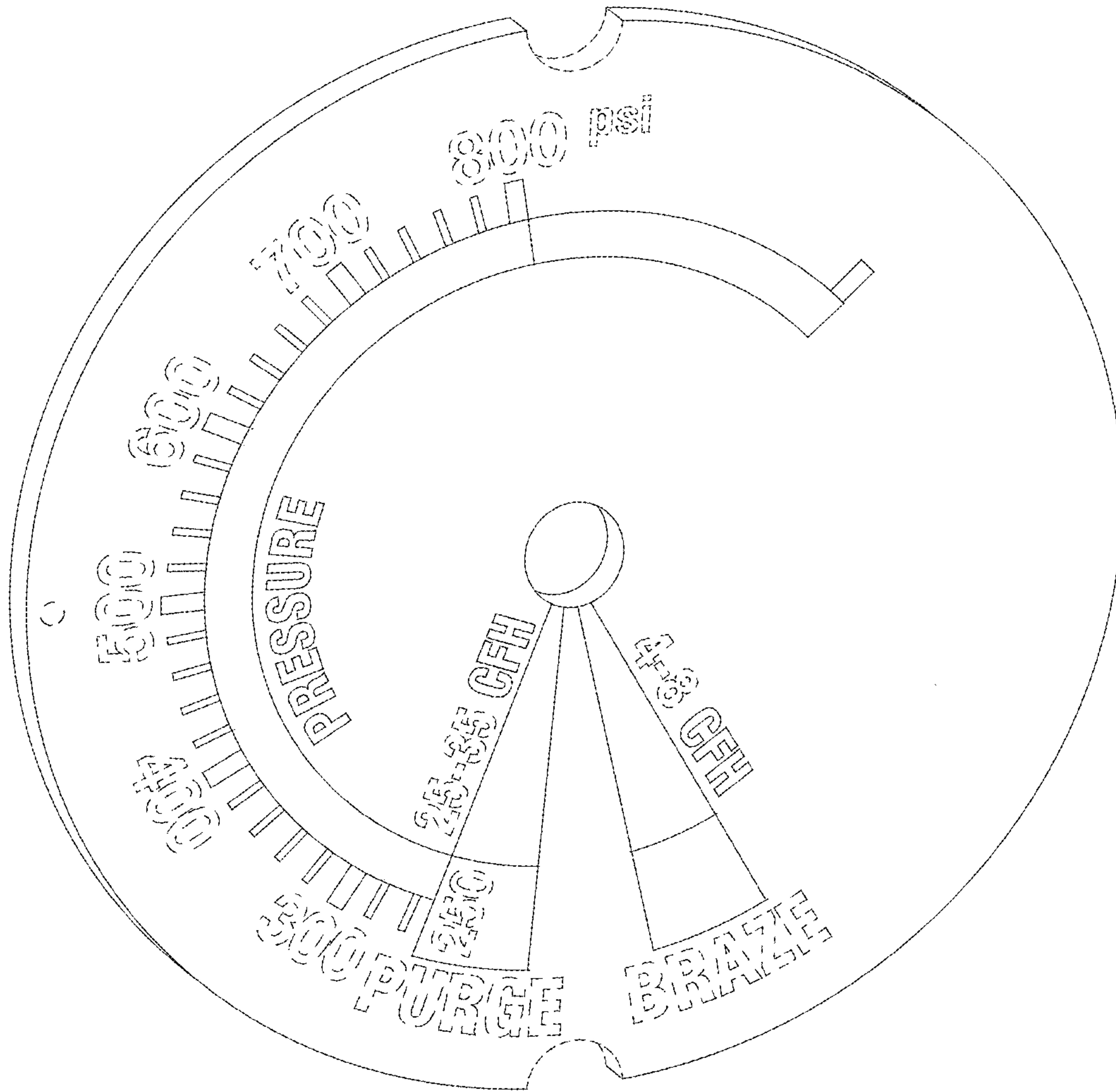


FIG.9






FIG.10

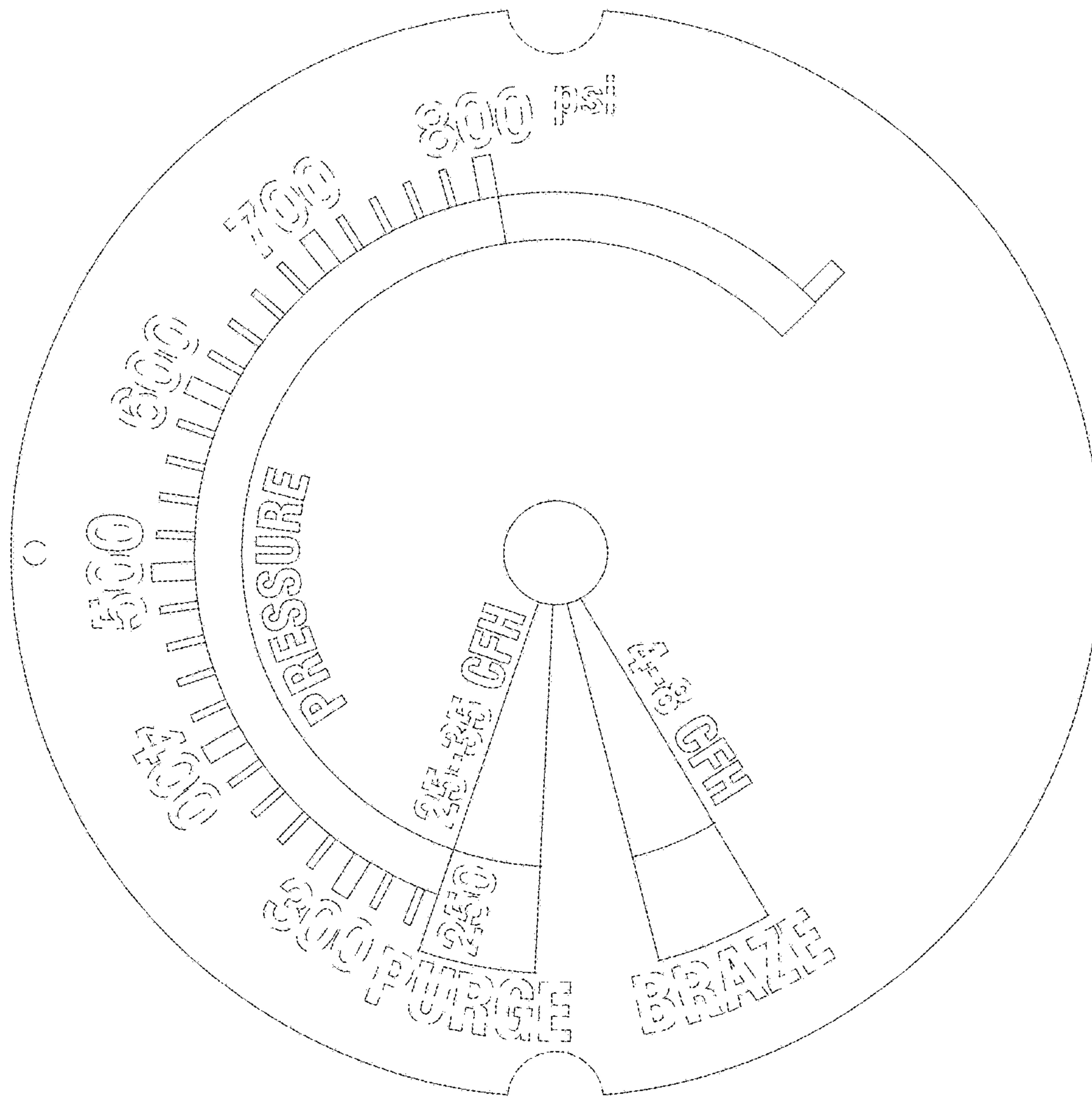


FIG.11

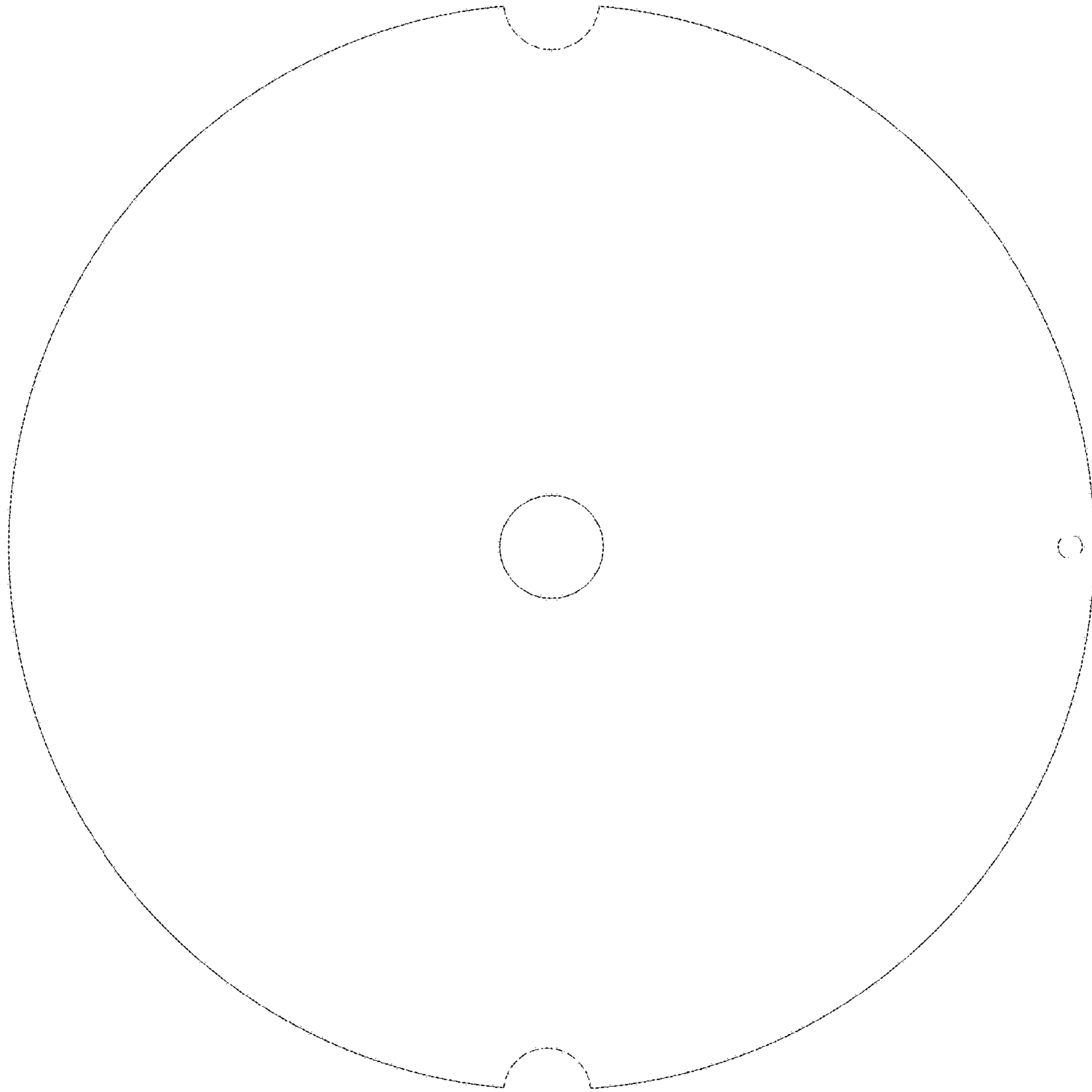


FIG.12




FIG.13




FIG.14




FIG.15

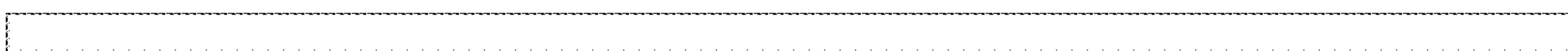


FIG.16