



US00D842136S

(12) **United States Design Patent** (10) **Patent No.:** **US D842,136 S**
Jang et al. (45) **Date of Patent:** **** Mar. 5, 2019**

(54) **ELEMENT FOR ADHESIVE THERMOMETER**

(71) Applicant: **Haesung DS CO., LTD.**,
Gyeongsangnam-do (KR)
(72) Inventors: **Jae Hoon Jang**, Seoul (KR); **Ho Sang Yu**, Seoul (KR); **Jin Woo Lee**, Seoul (KR)
(73) Assignee: **Haesung DS CO., LTD.**, Changwon-si (KR)
(**) Term: **15 Years**

(21) Appl. No.: **29/605,614**

(22) Filed: **May 26, 2017**

(30) **Foreign Application Priority Data**

Dec. 20, 2016 (KR) 30-2016-0061983

(51) **LOC (11) Cl.** **10-04**

(52) **U.S. Cl.**
USPC **D10/57; D10/60**

(58) **Field of Classification Search**
USPC D10/57, 58, 60
CPC A61N 1/0472; A61N 1/0476; A61N 1/048;
A61N 1/0484; A61N 1/0488; A61N
1/0492; A61N 1/0496; A61N 1/37; A61N
1/3702; A61N 1/3704; A61N 1/3706;
A61N 1/3708; A61N 1/371; A61N
1/3712; A61N 1/3714; A61N 1/3716;
A61N 1/3718; A61N 1/375; A61N
1/3752; A61N 1/3754; A61N 1/3756;
A61N 1/3758

See application file for complete search history.

(56) **References Cited**

U.S. PATENT DOCUMENTS

4,981,146 A * 1/1991 Bertolucci A61H 39/002
128/907
5,423,874 A * 6/1995 D'Alerta A61N 1/36021
607/46
5,749,910 A * 5/1998 Brumwell A61N 1/375
607/36
7,637,868 B2 * 12/2009 Saint A61B 5/0031
600/300
D766,113 S * 9/2016 Dohi D10/57
D795,097 S * 8/2017 Alla D10/57
D795,100 S * 8/2017 Alla D10/57
D795,104 S * 8/2017 Alla D10/57
D800,584 S * 10/2017 Ahong D10/52

* cited by examiner

Primary Examiner — Antoine Duval Davis

(74) *Attorney, Agent, or Firm* — Schwabe, Williamson & Wyatt, P.C.

(57) **CLAIM**

The ornamental design for an element for adhesive thermometer, as shown and described.

DESCRIPTION

FIG. 1 is a perspective view of an element for an adhesive thermometer showing our new design;
FIG. 2 is a front view thereof;
FIG. 3 is a rear view thereof;
FIG. 4 is a left view thereof;
FIG. 5 is a right view thereof;
FIG. 6 is a top view thereof;
FIG. 7 is a bottom view thereof; and,
FIG. 8 is another perspective view thereof showing the element in an environment in which it may be used.
The broken lines are provided for environmental purposes only and form no part of the claimed design.

1 Claim, 7 Drawing Sheets

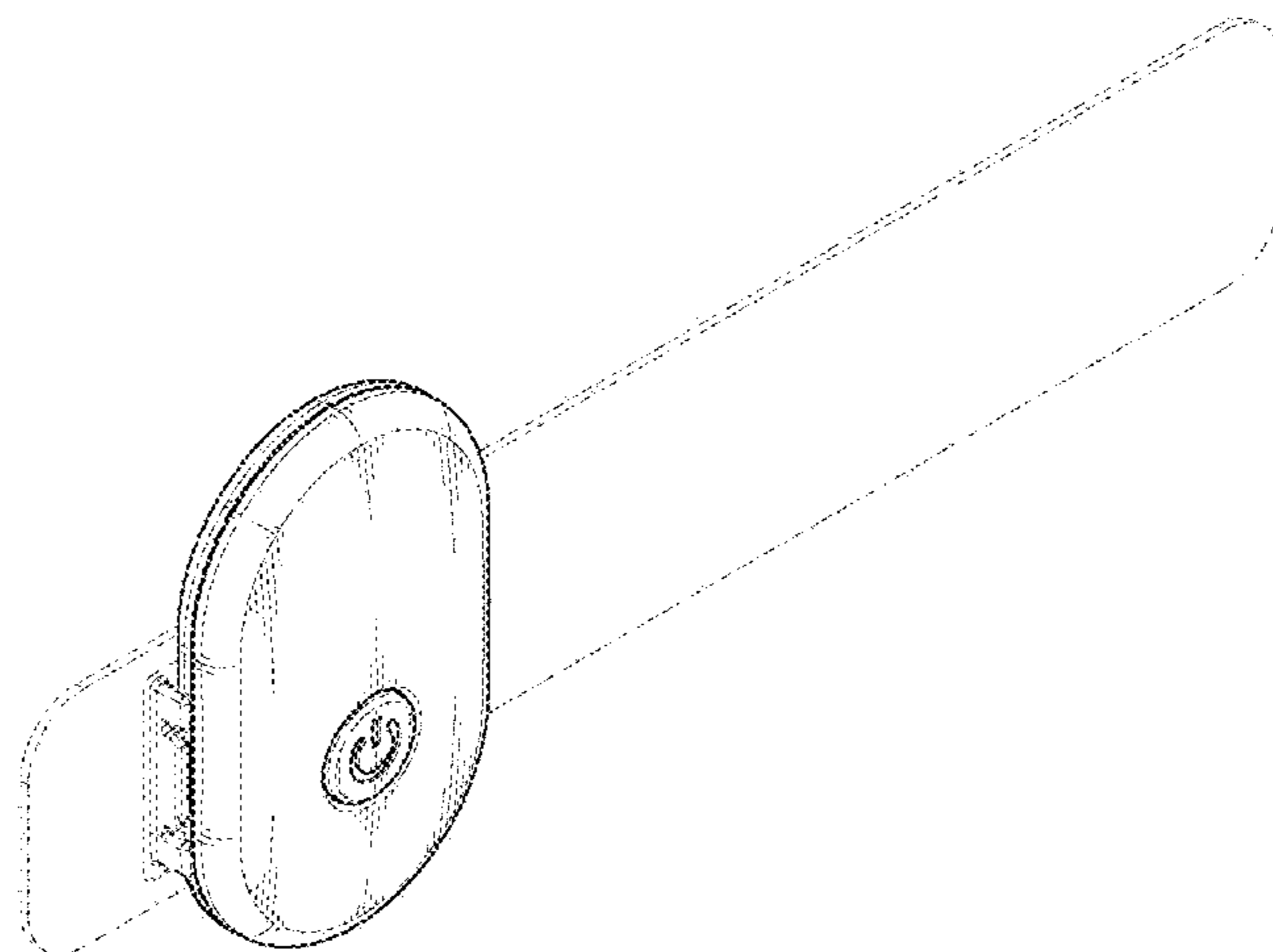


FIG. 1

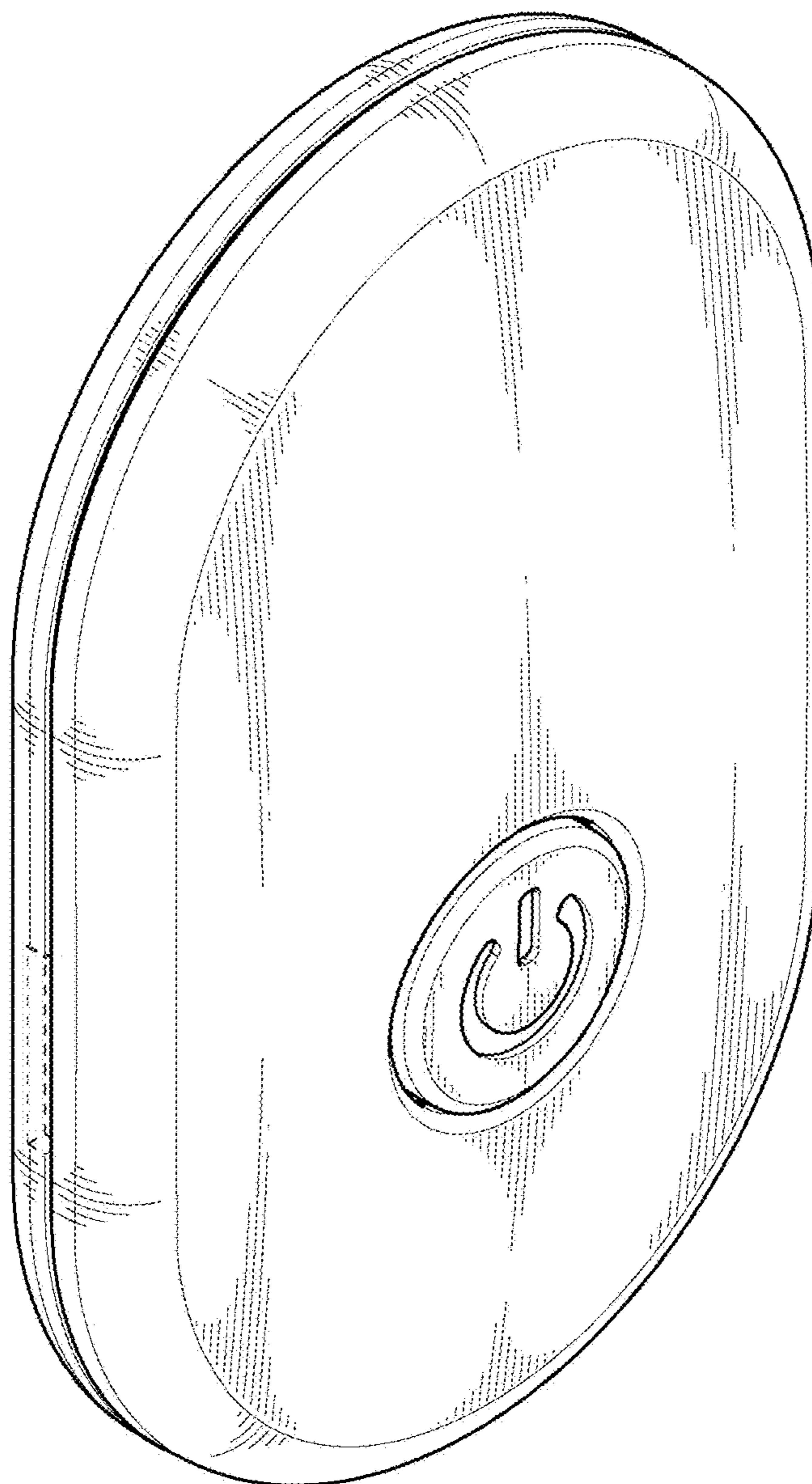


FIG. 2

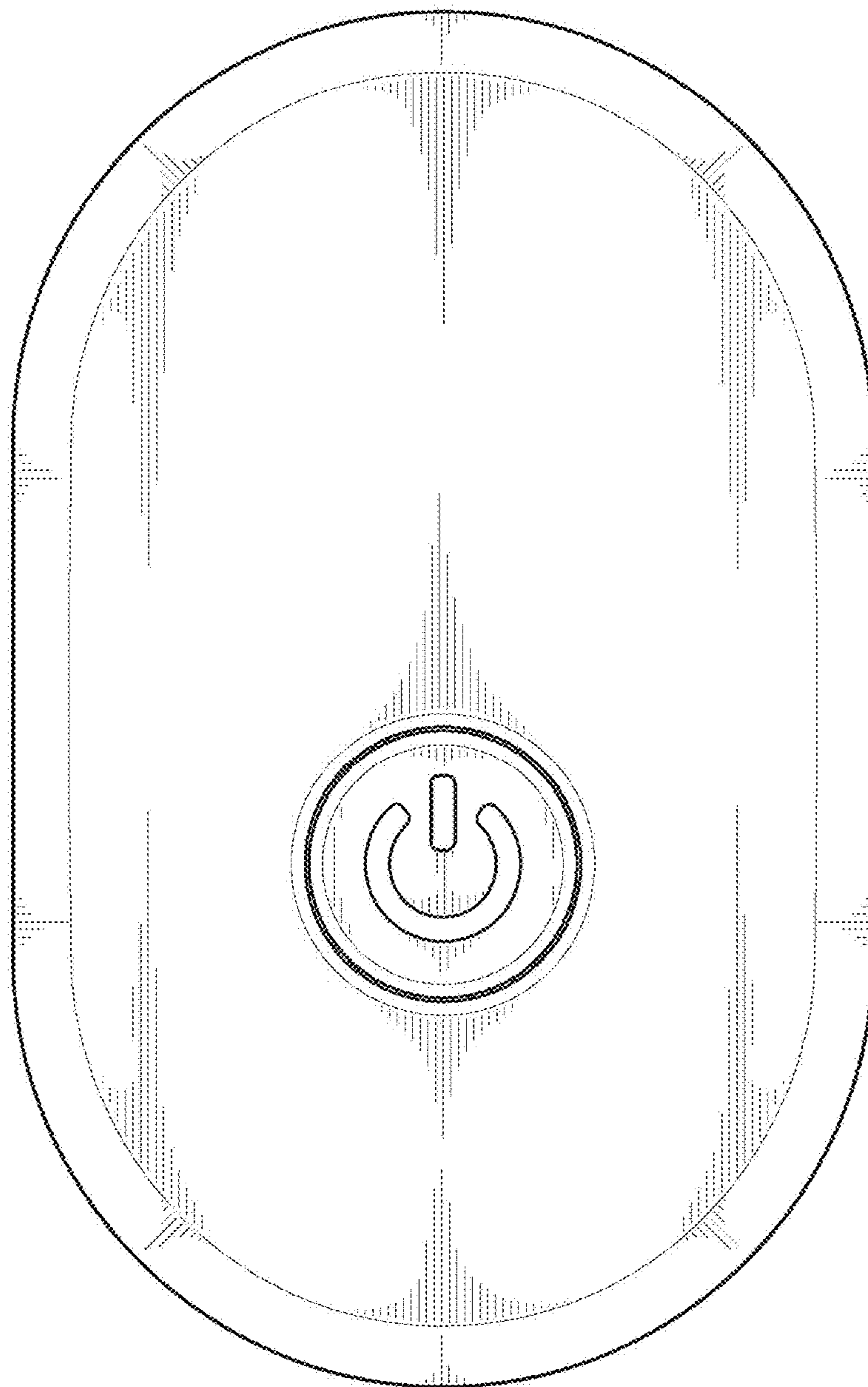


FIG. 3

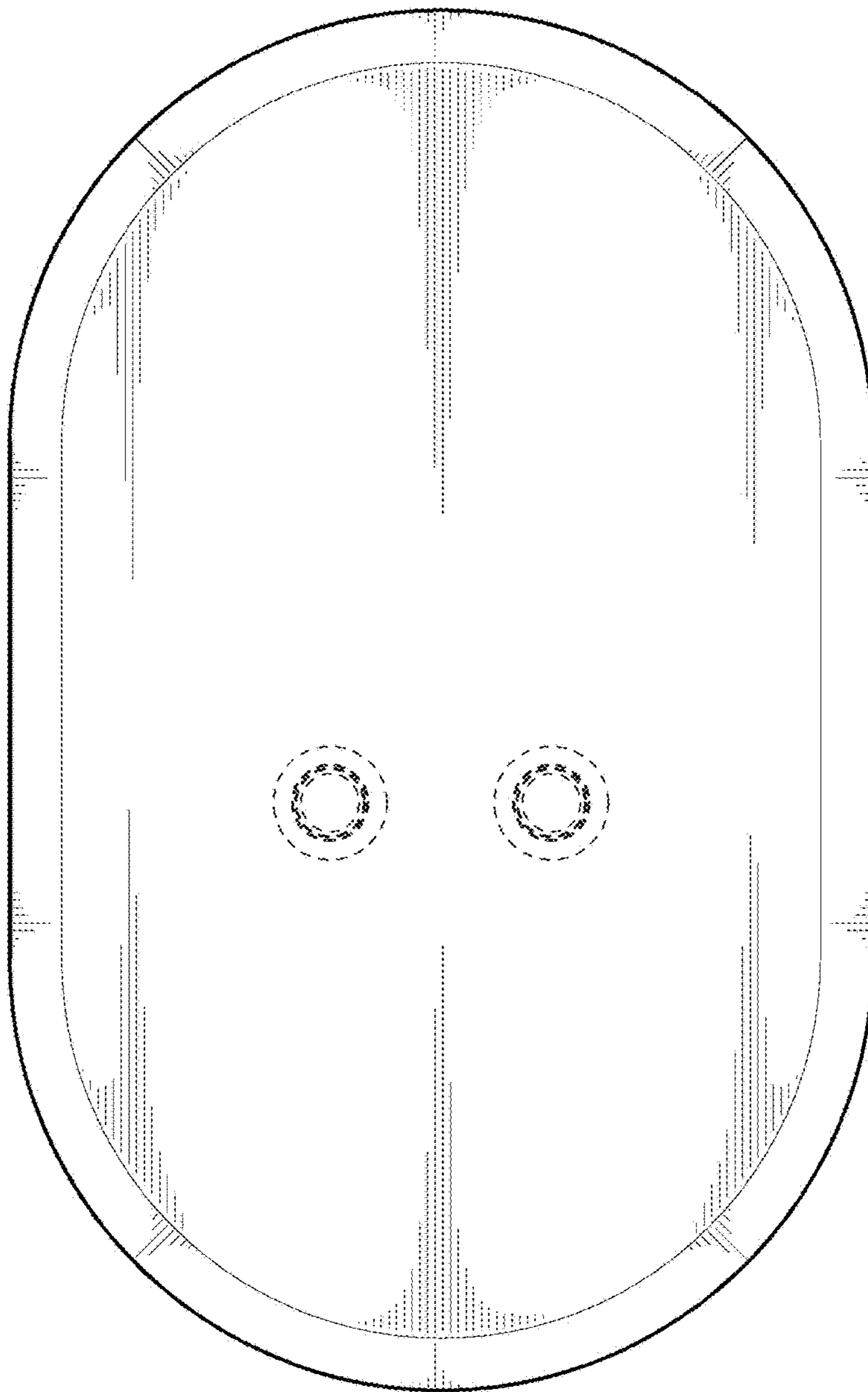


FIG. 4

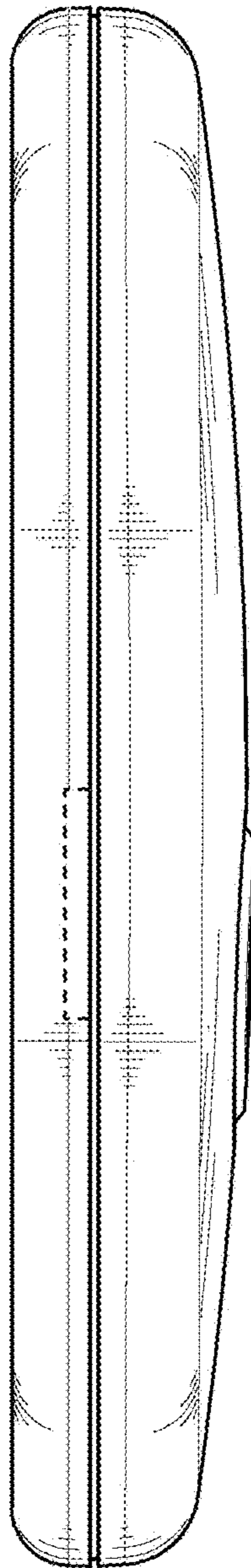


FIG. 5

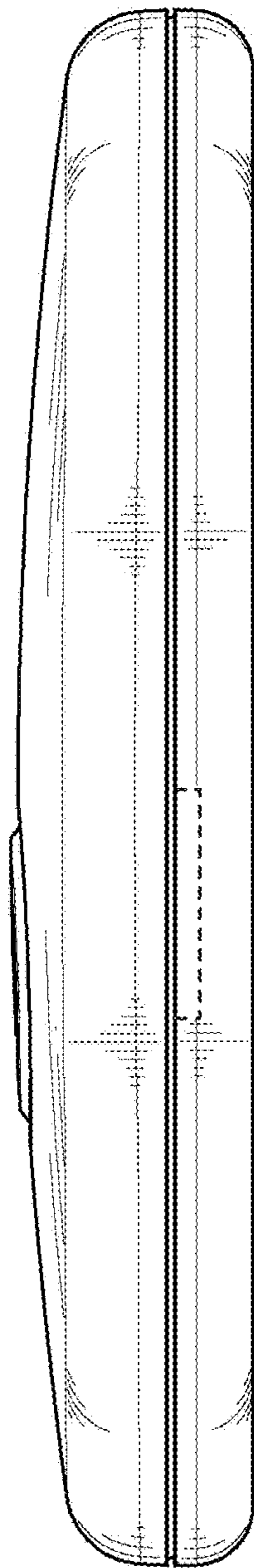


FIG. 6

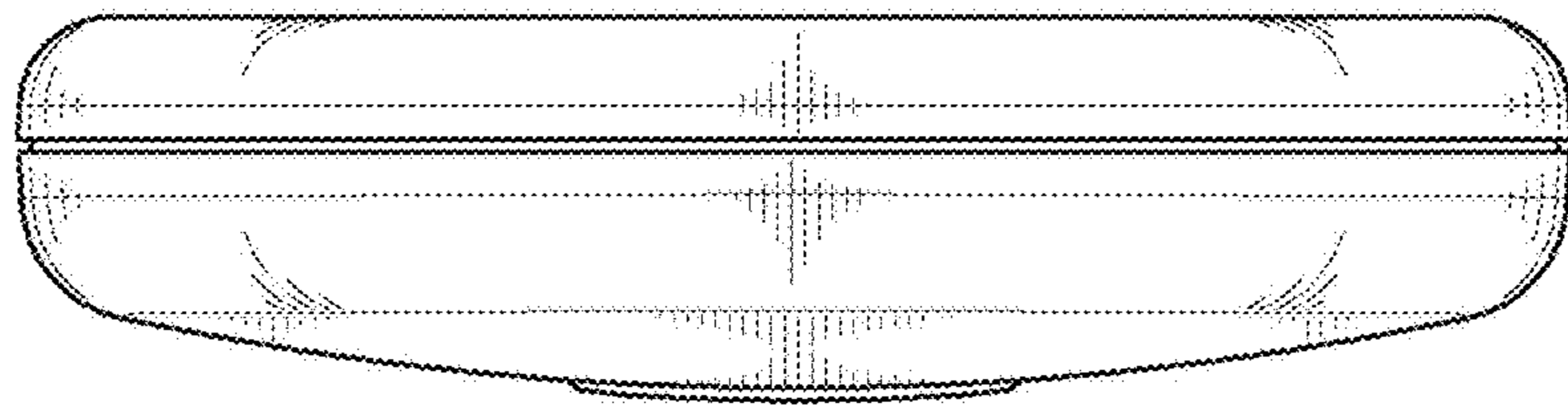


FIG. 7

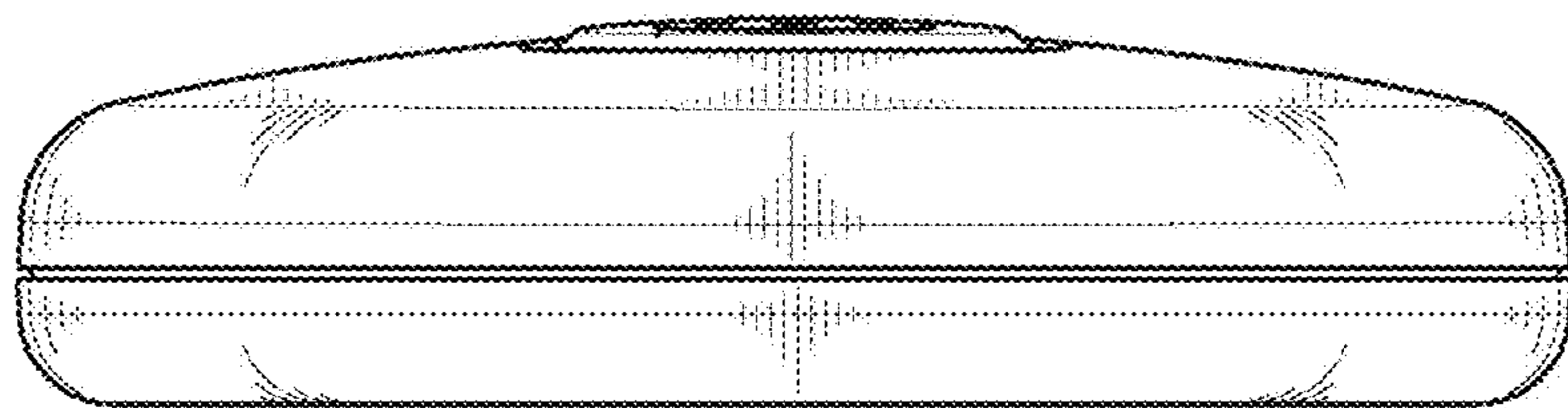


FIG. 8

