



US00D842109S

(12) **United States Design Patent**  
**Marotta**

(10) **Patent No.:** **US D842,109 S**

(45) **Date of Patent:** **\*\* Mar. 5, 2019**

(54) **SPACE WALL JAR**

(71) Applicant: **Orange Products, Inc.**, Allentown, PA (US)

(72) Inventor: **Paul Marotta**, Bohemig, NY (US)

(73) Assignee: **Orange Products, Inc.**, Allentown, PA (US)

(\*\*) Term: **15 Years**

(21) Appl. No.: **29/587,009**

(22) Filed: **Dec. 8, 2016**

(51) **LOC (11) Cl.** ..... **09-01**

(52) **U.S. Cl.**  
USPC ..... **D9/500; D9/520**

(58) **Field of Classification Search**  
USPC ..... D9/500, 503-504, 516, 520, 549, 558,  
D9/715; D7/601-602, 608, 612, 615,  
D7/629-630; D24/224  
CPC ..... B65D 1/00; B65D 1/02; B65D 1/0215;  
B65D 1/0223; B65D 1/0261; B65D  
1/0284; B65D 1/10; B65D 23/00; B65D  
2501/00; B65D 2501/0009  
See application file for complete search history.

(56) **References Cited**

**U.S. PATENT DOCUMENTS**

- 3,244,313 A \* 4/1966 De Wayne Miles .....  
B65D 41/0492  
215/12.2
- D330,429 S \* 10/1992 Lewis ..... D24/224
- D444,702 S \* 7/2001 Castleberry, II ..... D9/746

- D578,891 S \* 10/2008 Canamasas Puigbo ..... D9/500
- 7,654,420 B2 \* 2/2010 Honda ..... A45D 40/0075  
222/252
- D695,416 S \* 12/2013 Saliaris ..... D24/224
- 8,777,066 B2 \* 7/2014 Esteve ..... A45D 34/00  
222/386
- D814,705 S \* 4/2018 Norris ..... D28/82
- 2011/0297704 A1 \* 12/2011 Esteve ..... A45D 34/00  
222/390

\* cited by examiner

*Primary Examiner* — Dana Meyrow

(74) *Attorney, Agent, or Firm* — Kevin H. Fortin

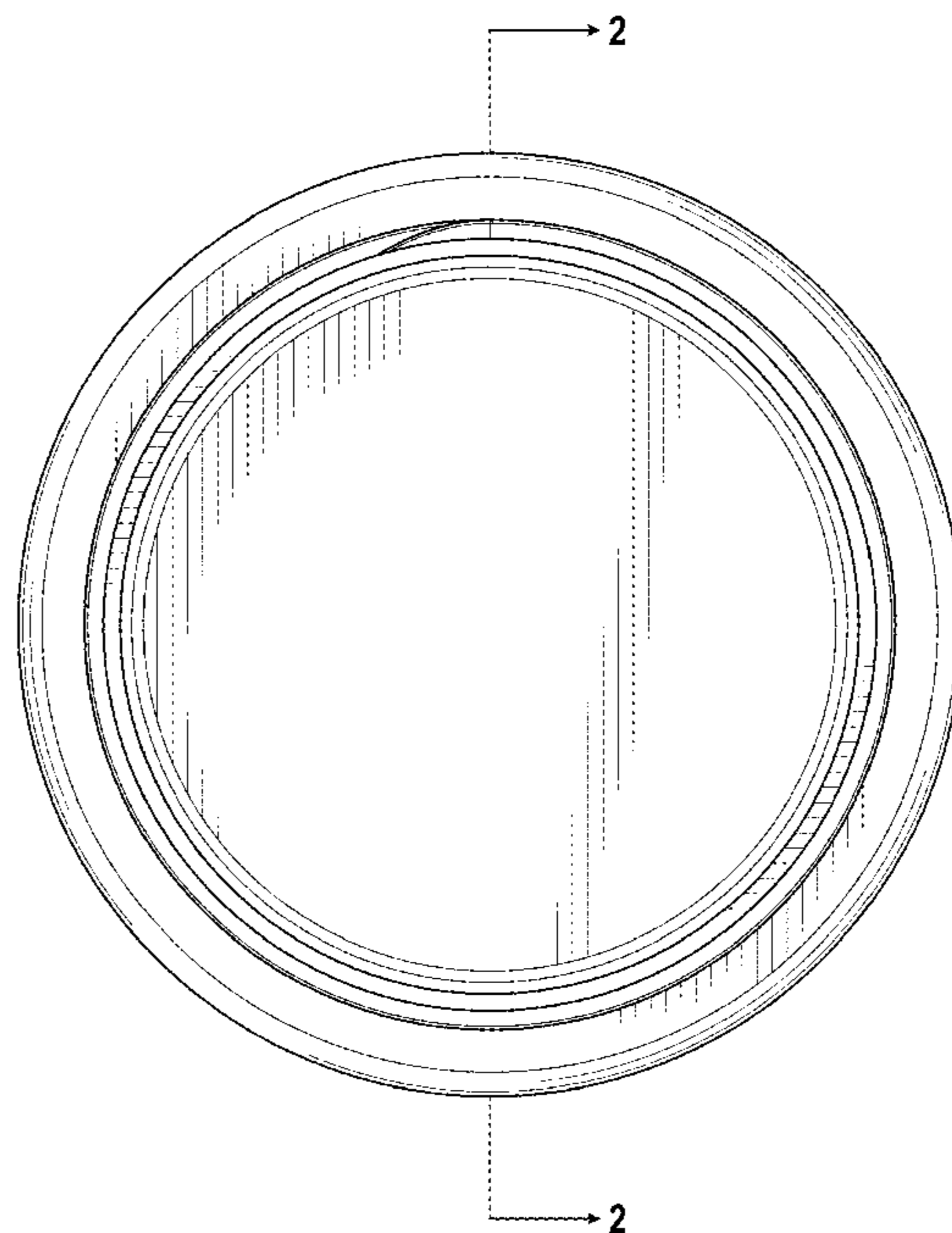

(57) **CLAIM**

I claim the ornamental design for a space wall jar, as shown and described.

**DESCRIPTION**

FIG. 1 is a bottom perspective view of a space wall jar of the present invention;  
 FIG. 2 is a cross-section view thereof taken along the line 2-2 in FIG. 3;  
 FIG. 3 is a top plan view thereof;  
 FIG. 4 is a bottom perspective view of a second embodiment of our design for a space wall jar of the present invention;  
 FIG. 5 is a cross-section view thereof taken along the line 5-5 in FIG. 6;  
 FIG. 6 is a top plan view thereof;  
 FIG. 7 is a bottom perspective view of a third embodiment of our design for a space wall jar of the present invention;  
 FIG. 8 is a cross-section view thereof taken along the line 5-5 in FIG. 6; and,  
 FIG. 9 is a top plan view thereof.

**1 Claim, 9 Drawing Sheets**






FIG. 1




FIG. 2



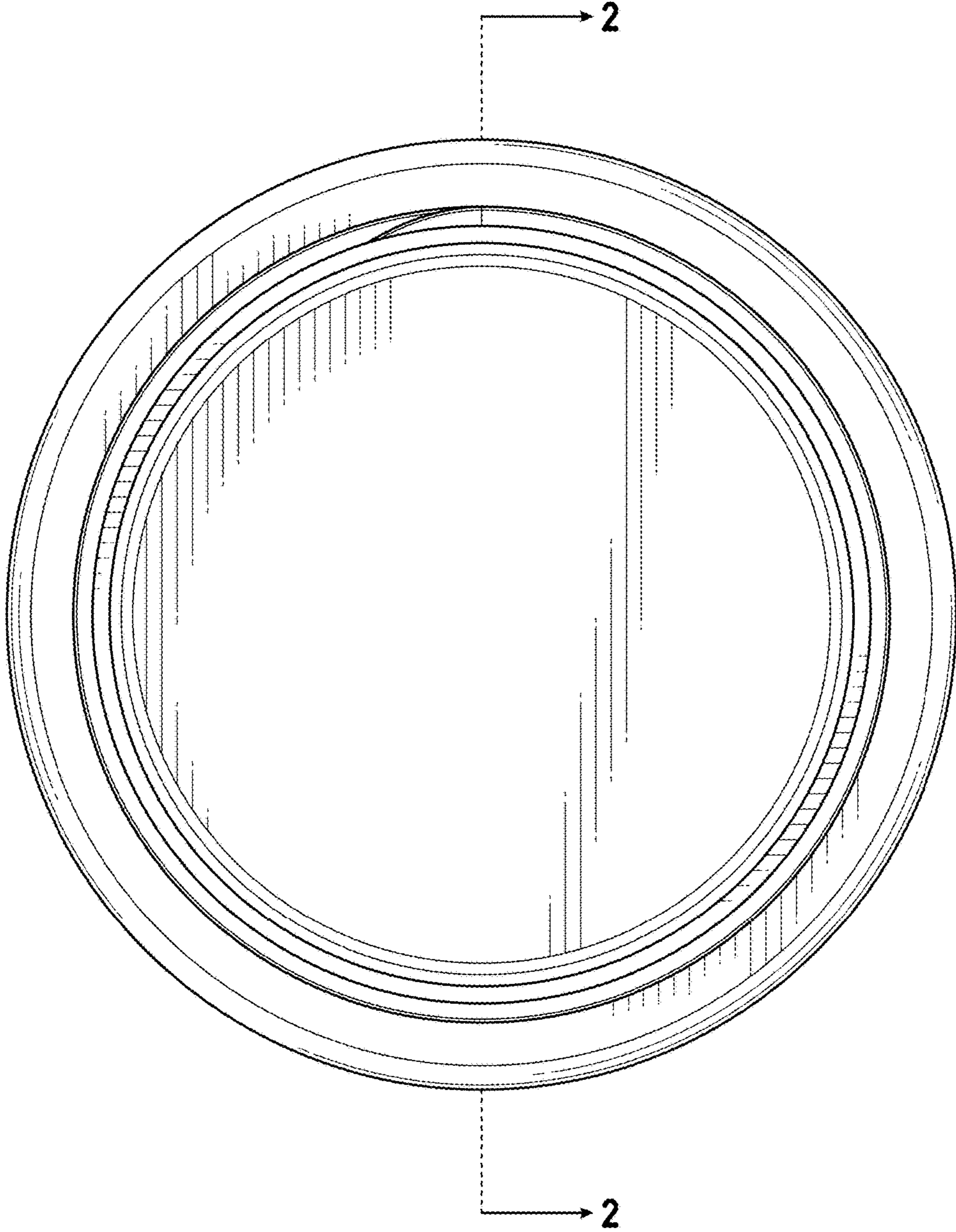


FIG. 3




FIG. 4

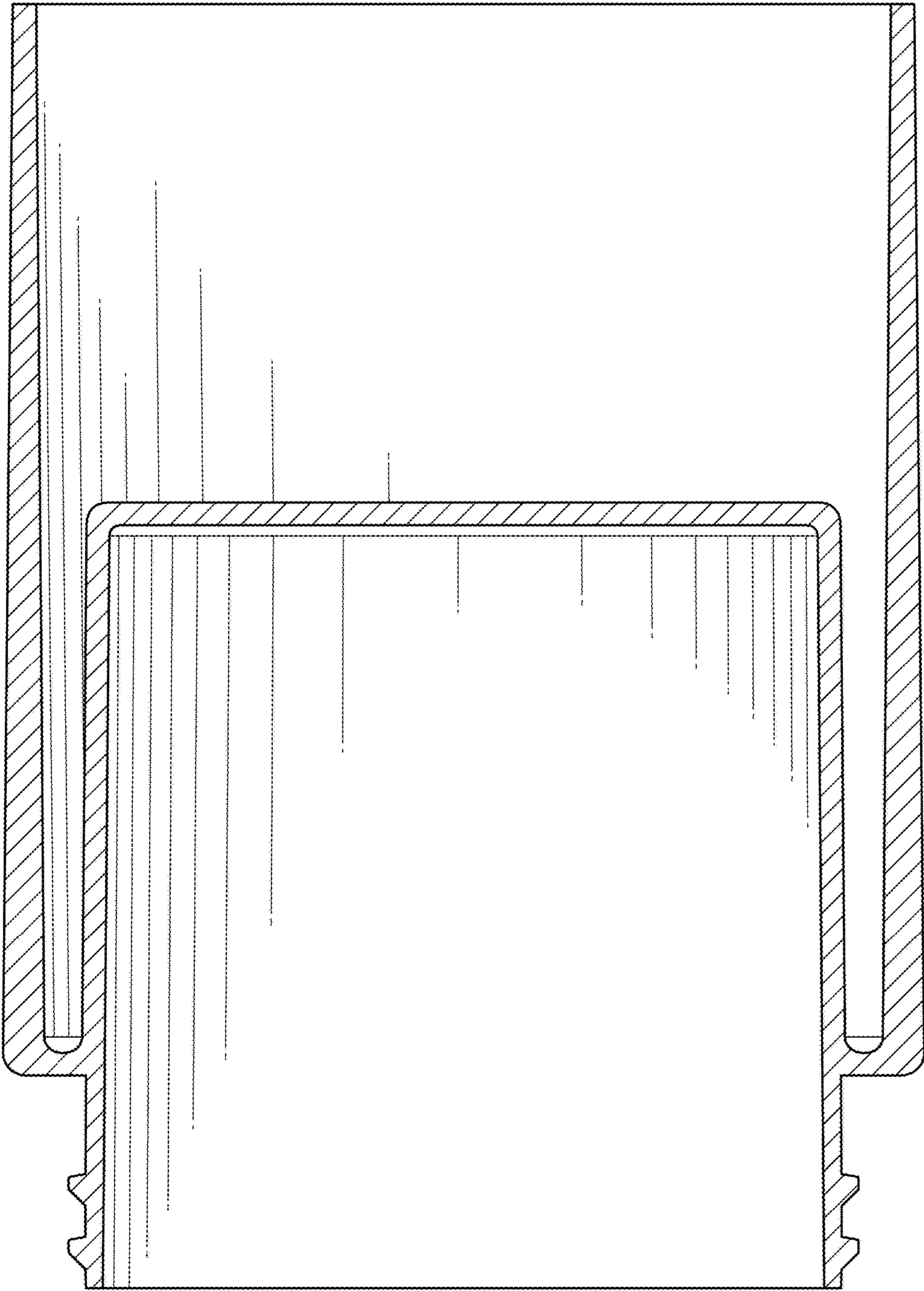


FIG. 5

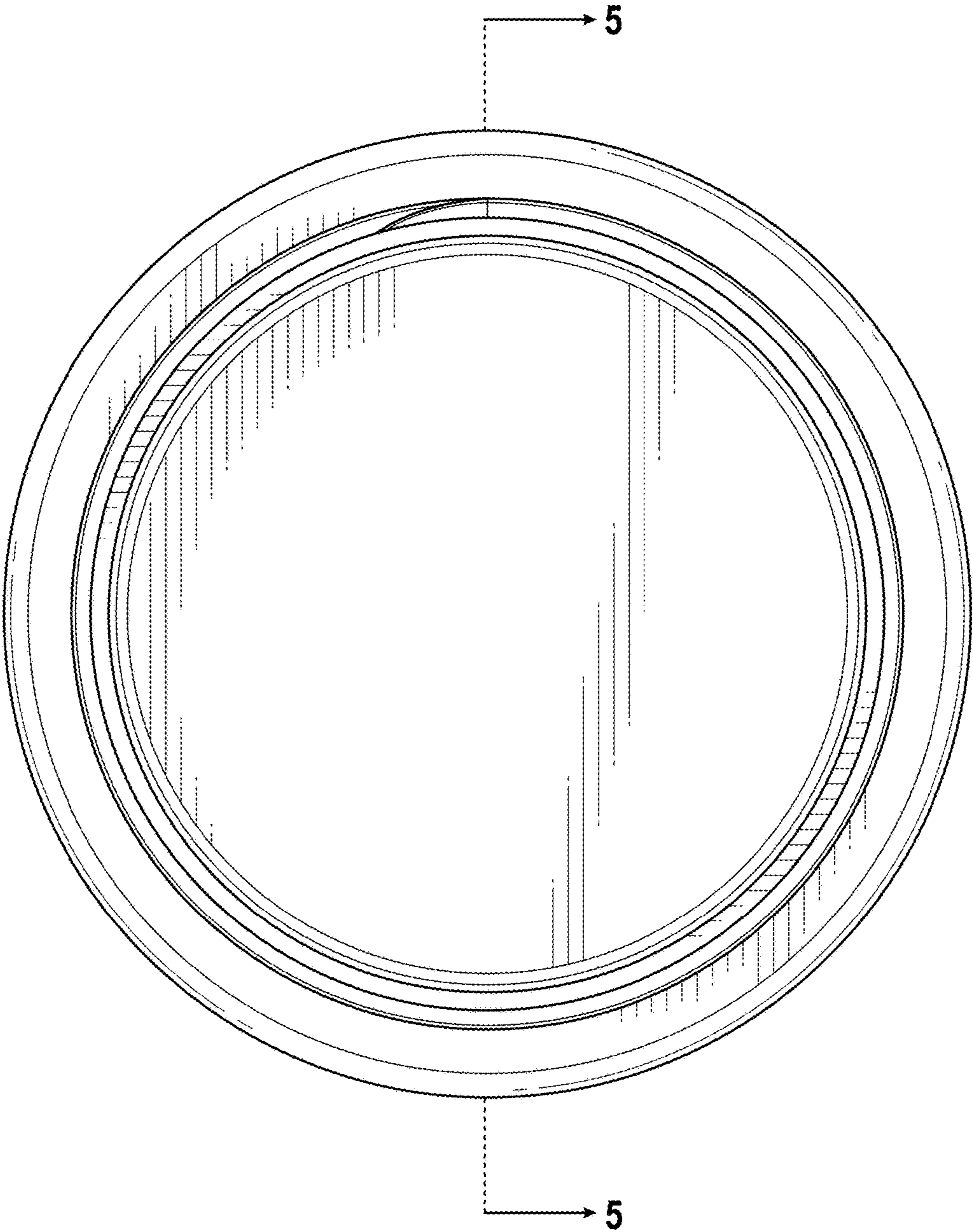


FIG. 6



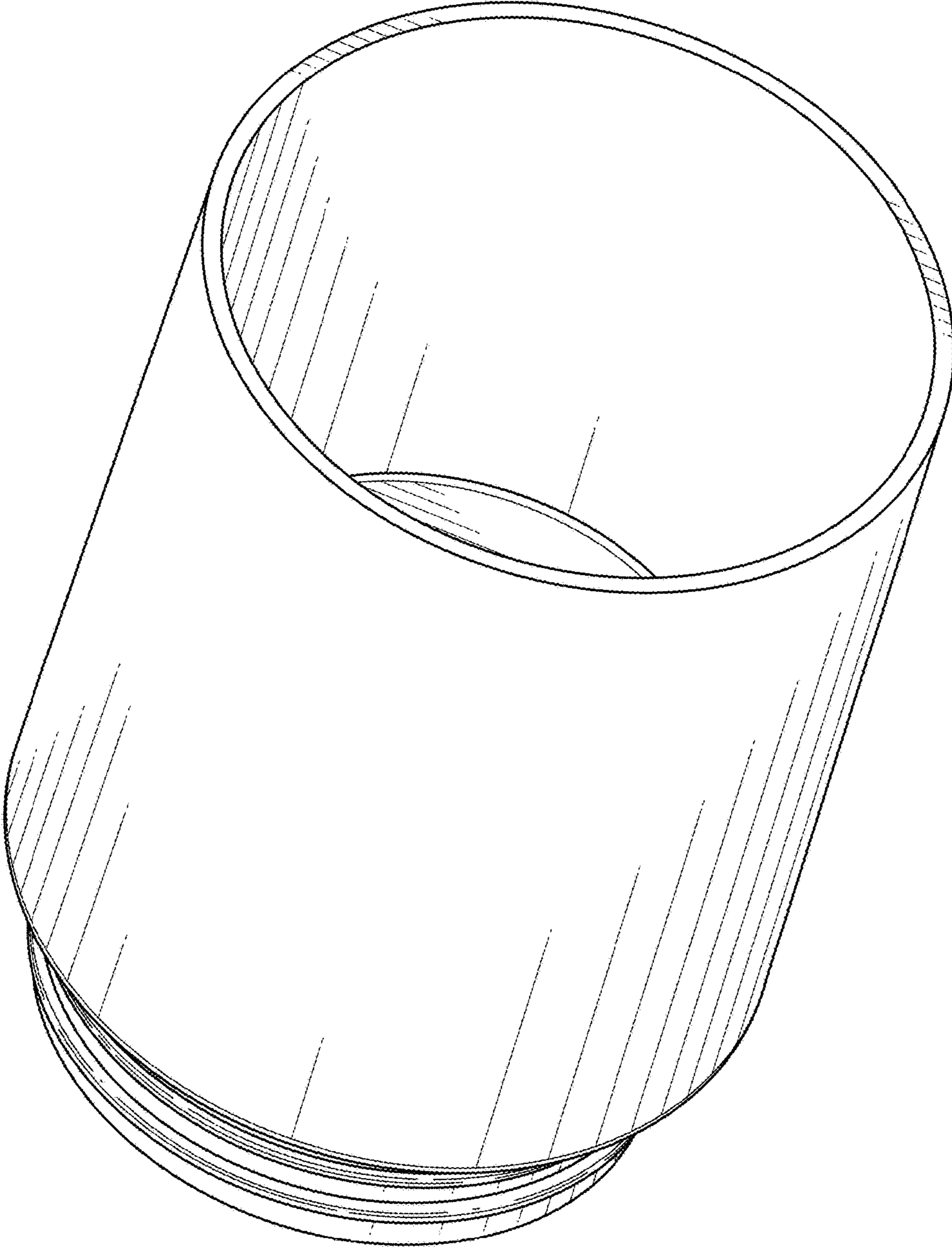


FIG. 7



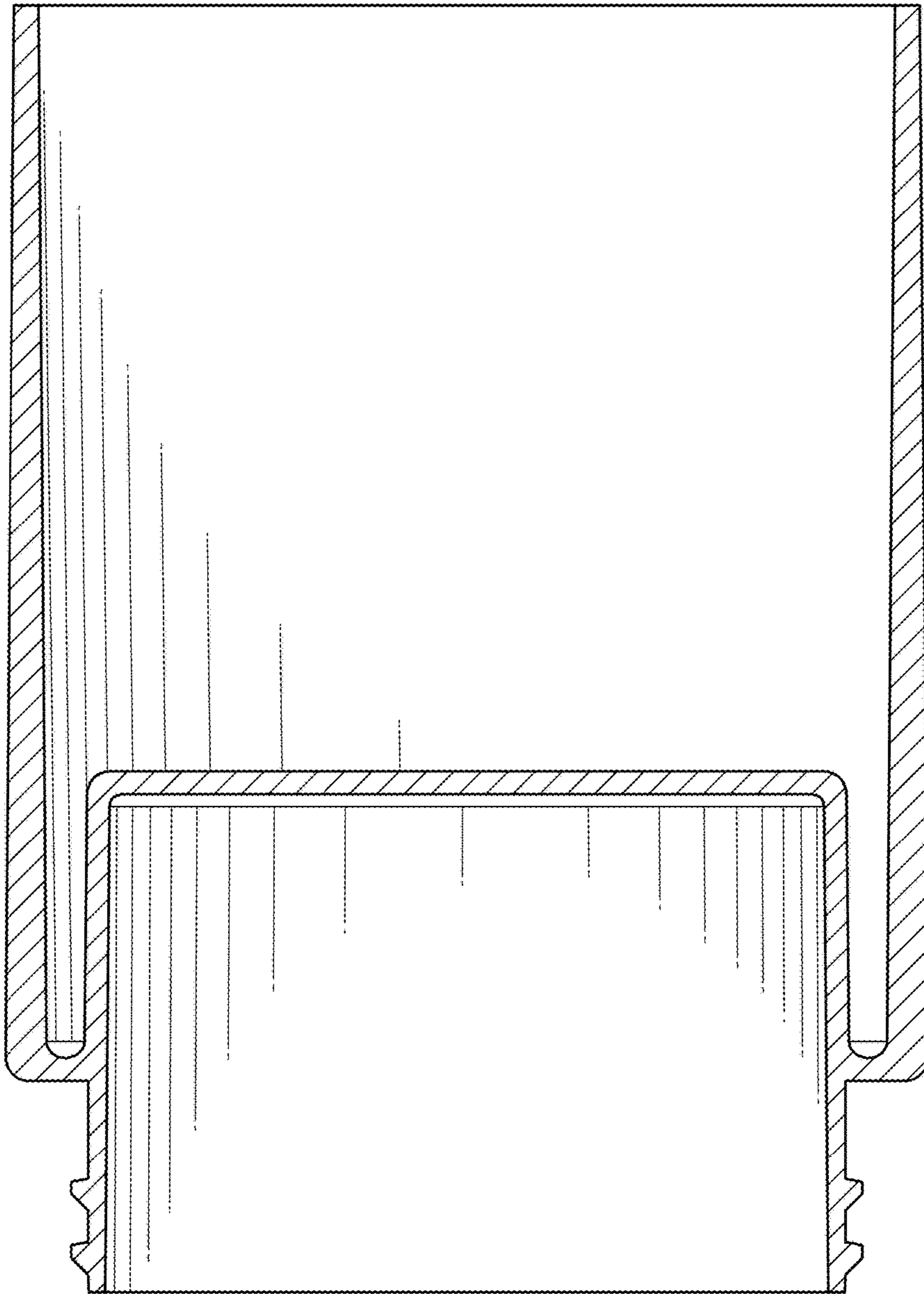


FIG. 8

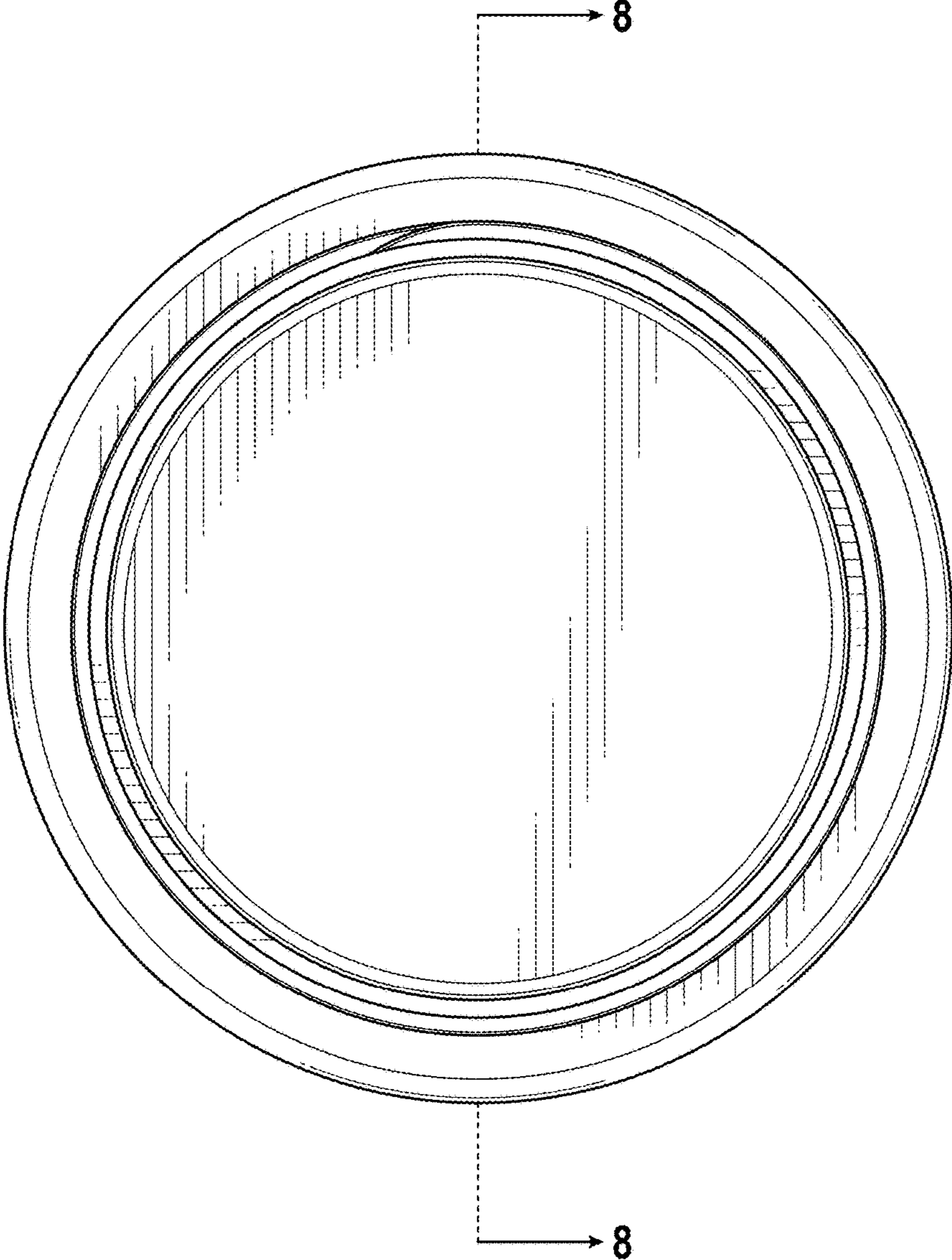


FIG. 9