



US00D842080S

(12) **United States Design Patent**
Wright

(10) **Patent No.:** **US D842,080 S**

(45) **Date of Patent:** **** Mar. 5, 2019**

(54) **SPRING HOOK**

(71) Applicant: **Douglas G. Wright**, Piedmont, SC
(US)

(72) Inventor: **Douglas G. Wright**, Piedmont, SC
(US)

(**) Term: **15 Years**

(21) Appl. No.: **29/610,593**

(22) Filed: **Jul. 13, 2017**

(51) **LOC (11) Cl.** **08-05**

(52) **U.S. Cl.**
USPC **D8/367**

(58) **Field of Classification Search**
USPC D8/367, 354, 349
See application file for complete search history.

(56) **References Cited**

U.S. PATENT DOCUMENTS

457,397	A *	8/1891	Church	A63H 1/06 446/241
1,392,757	A *	10/1921	Gales	B60R 9/02 180/68.5
2,456,302	A *	12/1948	Mocnik	G09F 1/10 248/302
2,544,352	A *	3/1951	Phelps	G05D 13/10 267/74
3,381,925	A *	5/1968	Higuchi	B60P 7/0807 410/116
3,718,325	A *	2/1973	Nystrom	F16F 1/125 267/74
4,162,063	A *	7/1979	Nissen	A63B 5/11 182/139
4,297,963	A *	11/1981	Beacom	E02B 3/24 114/218
D363,616	S *	10/1995	Allen	D3/10
D530,188	S *	10/2006	Kalat	D8/370

D575,600	S *	8/2008	Mayer	D7/553.1
7,827,729	B2 *	11/2010	Barnes	A01K 97/10 248/530
D642,376	S *	8/2011	Pennington	D3/215
8,561,330	B2 *	10/2013	Siegenthaler	B21D 39/00 160/378
D740,646	S *	10/2015	Sargent	D8/367
D752,414	S *	3/2016	Brooks	D8/349

(Continued)

Primary Examiner — Cynthia R Underwood
(74) *Attorney, Agent, or Firm* — Nexsen Pruet, LLC;
John B. Hardaway, III

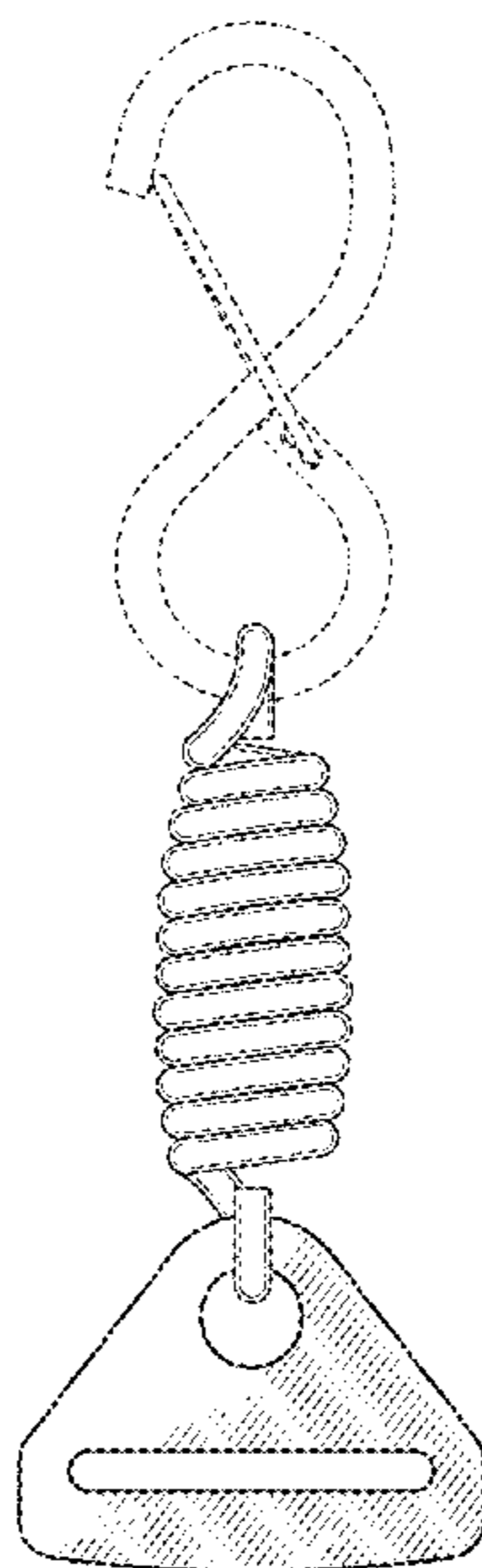
(57) **CLAIM**

I claim the ornamental design of a spring hook, as shown and described.

DESCRIPTION

FIG. 1 is a plan view of a spring hook showing my new design;
FIG. 2 is a bottom view of the FIG. 1 view;
FIG. 3 is a right side view of the FIG. 1 view;
FIG. 4 is a left side view of the FIG. 1 view;
FIG. 5 is a bottom view of the FIG. 1 view;
FIG. 6 is a top view of the FIG. 1 view;
FIG. 7 is a view similar to FIG. 1 of a different embodiment;
FIG. 8 is a view similar to FIG. 2 of the embodiment shown in FIG. 7;
FIG. 9 is a view similar to FIG. 3 of the FIG. 7 embodiment;
FIG. 10 is a view similar to FIG. 6 of the different embodiment;
FIG. 11 is a view similar to FIG. 5 of the FIG. 7 embodiment; and,
FIG. 12 is a view similar to FIG. 6 of the FIG. 7 embodiment.
The broken lines represent the environment of the claimed design and form no part thereof.

1 Claim, 8 Drawing Sheets



(56)

References Cited

U.S. PATENT DOCUMENTS

D760,491	S	*	7/2016	Crowley, III	D27/183
D790,327	S	*	6/2017	Renforth	D8/356
D792,922	S	*	7/2017	Benson	D17/22
D793,208	S	*	8/2017	Valdez	D8/354
D800,543	S	*	10/2017	Mangeri	D8/367
D801,150	S	*	10/2017	Welch	D8/349
D806,202	S	*	12/2017	Brooks	D22/113
D822,465	S	*	7/2018	Shargani	D8/367
D824,748	S	*	8/2018	Needel	D8/354
2007/0240367	A1	*	10/2007	Brown	A01K 97/10 52/155
2013/0047412	A1	*	2/2013	Vazquez	E05B 73/00 29/525.11

* cited by examiner

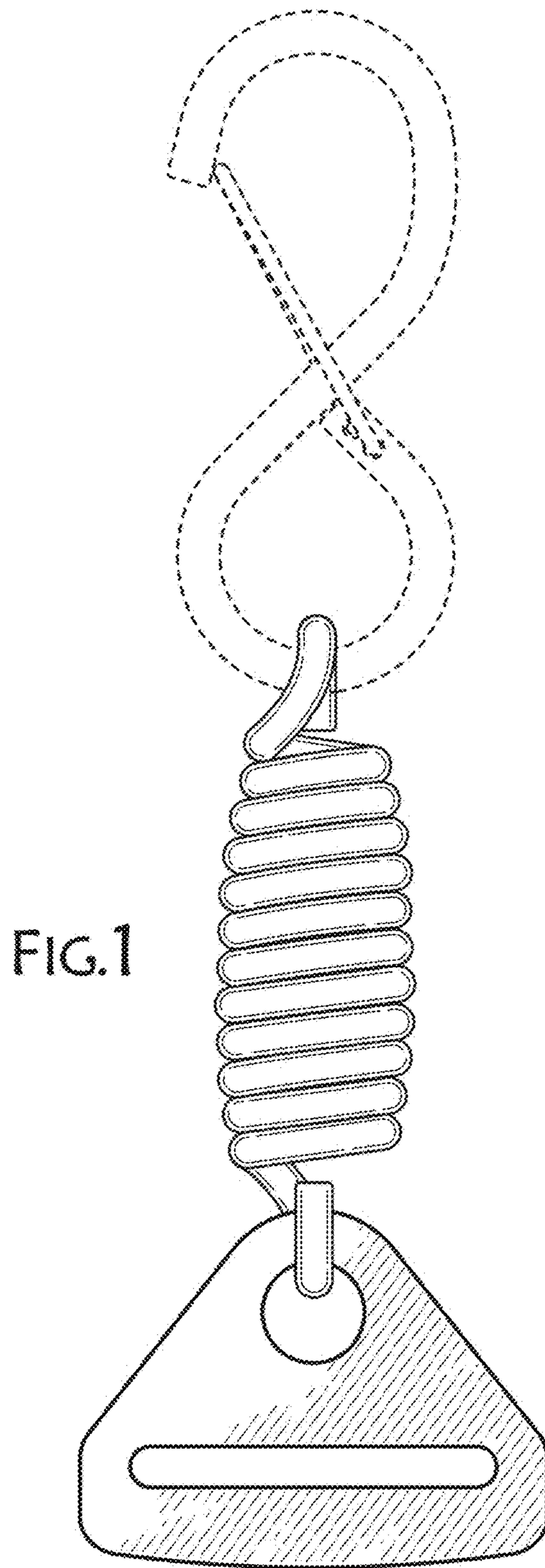
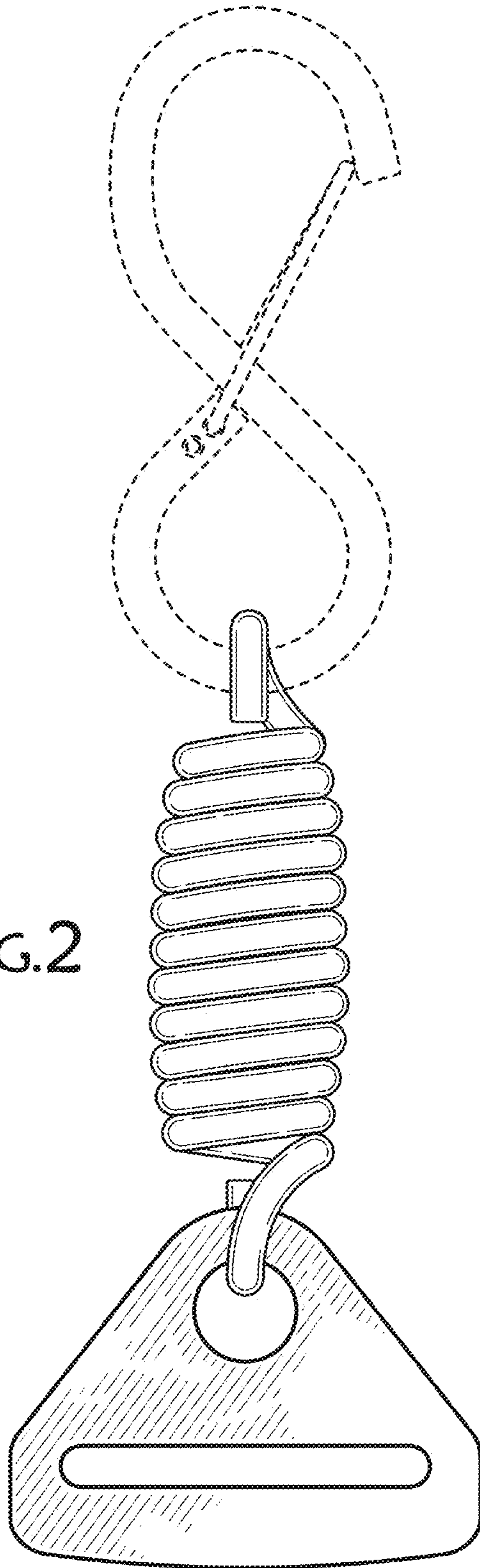
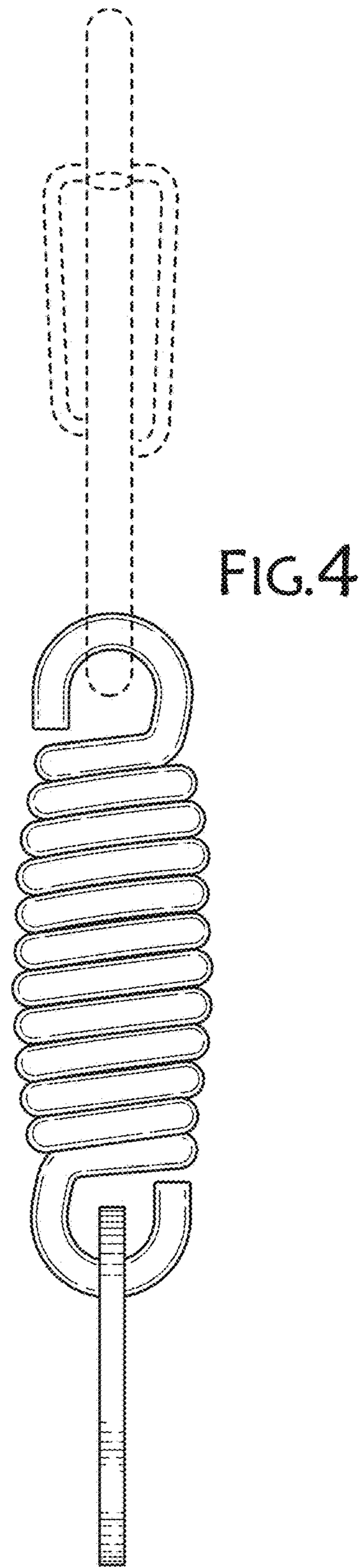
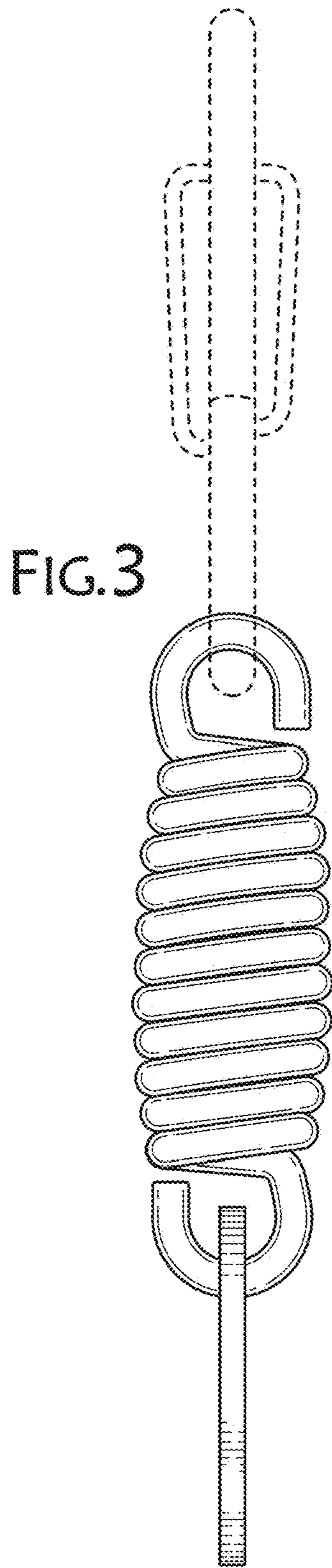


FIG.2





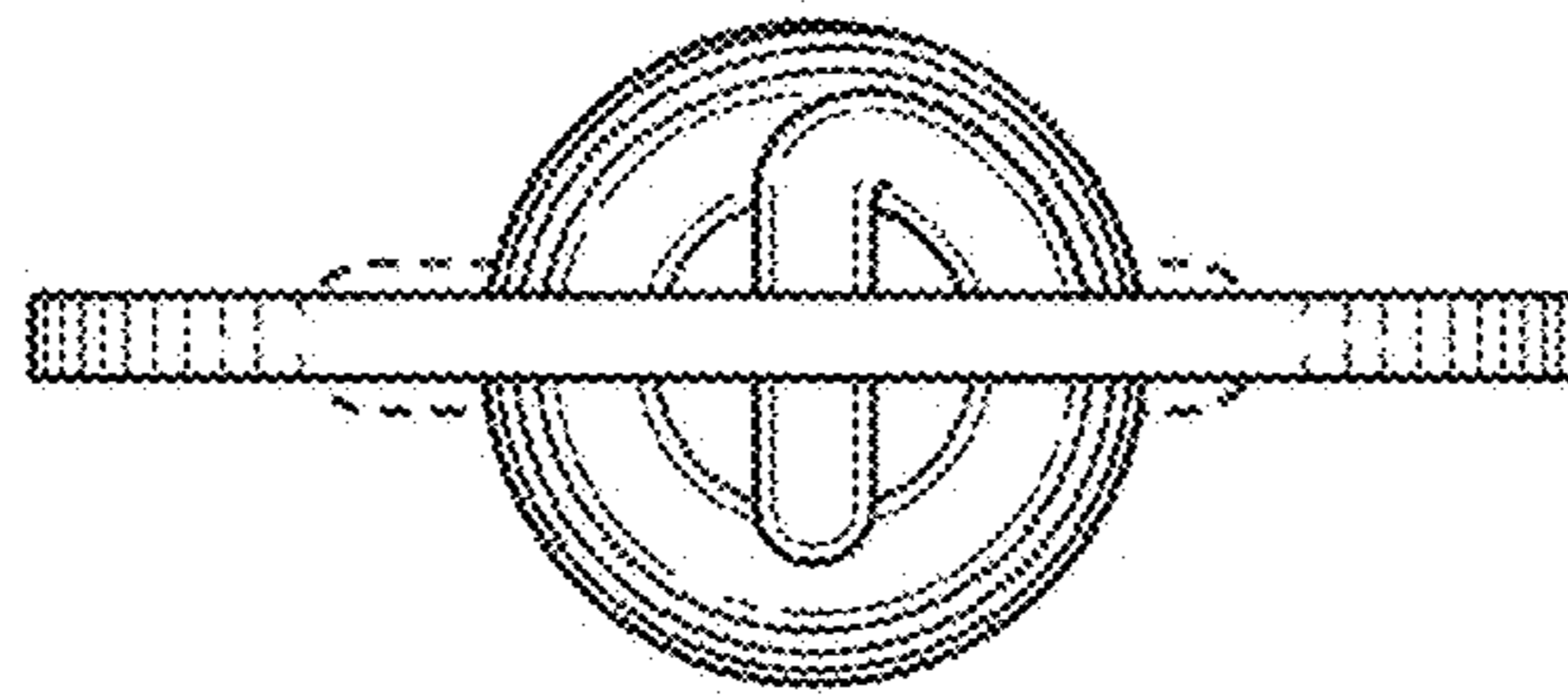


FIG. 5

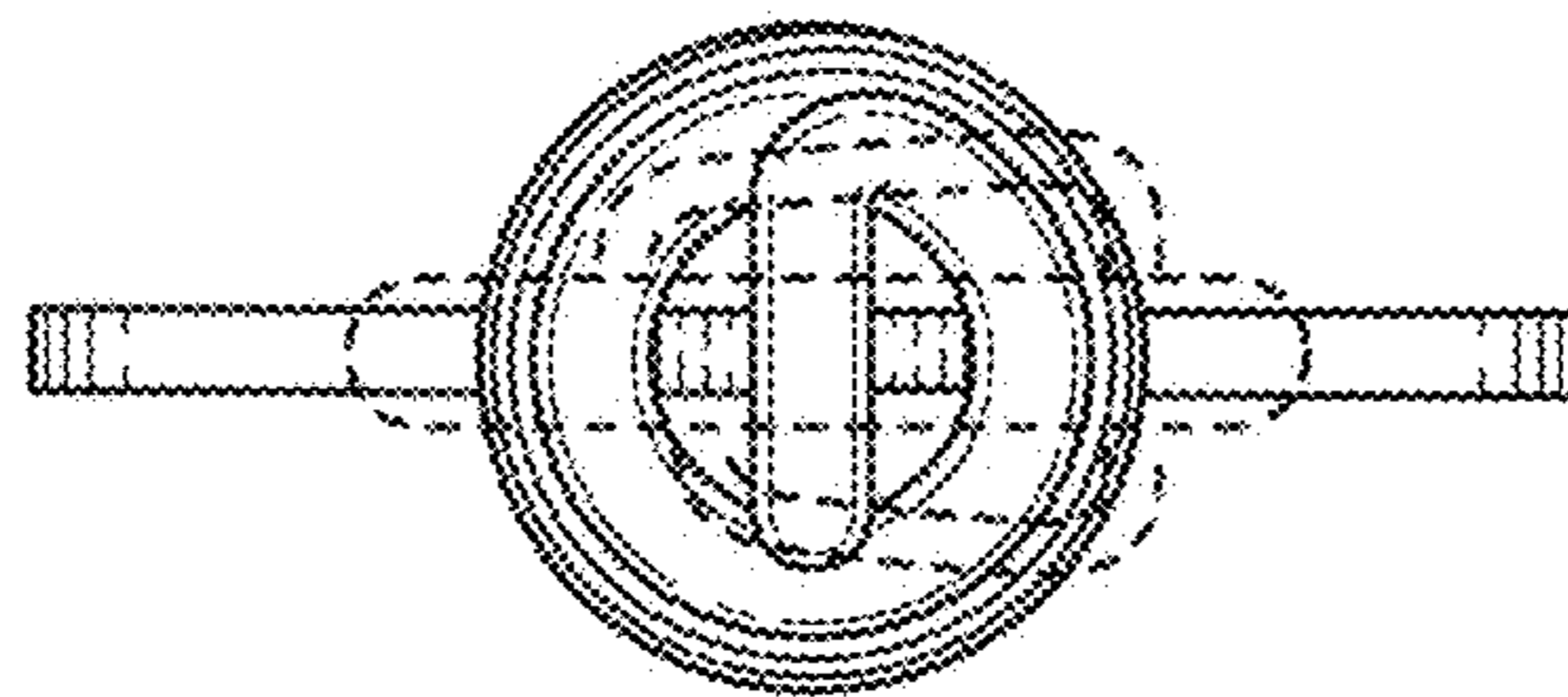
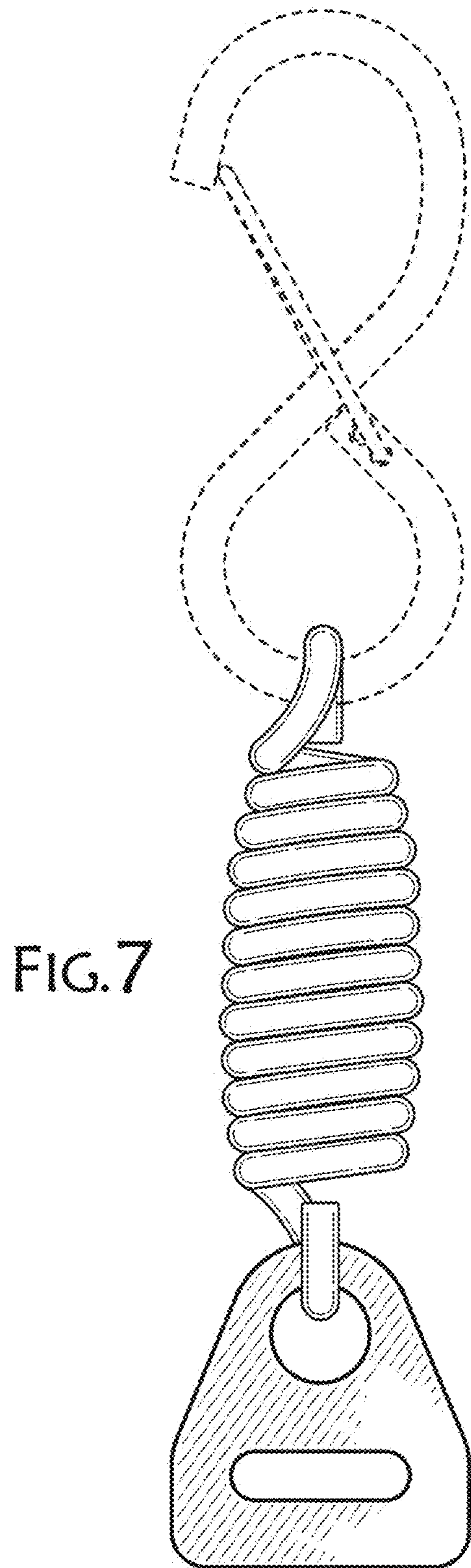


FIG. 6



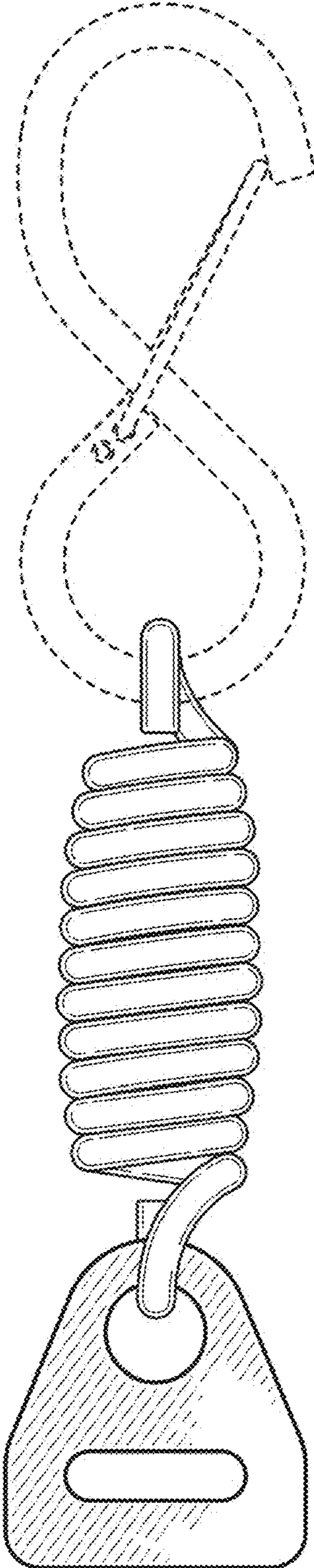
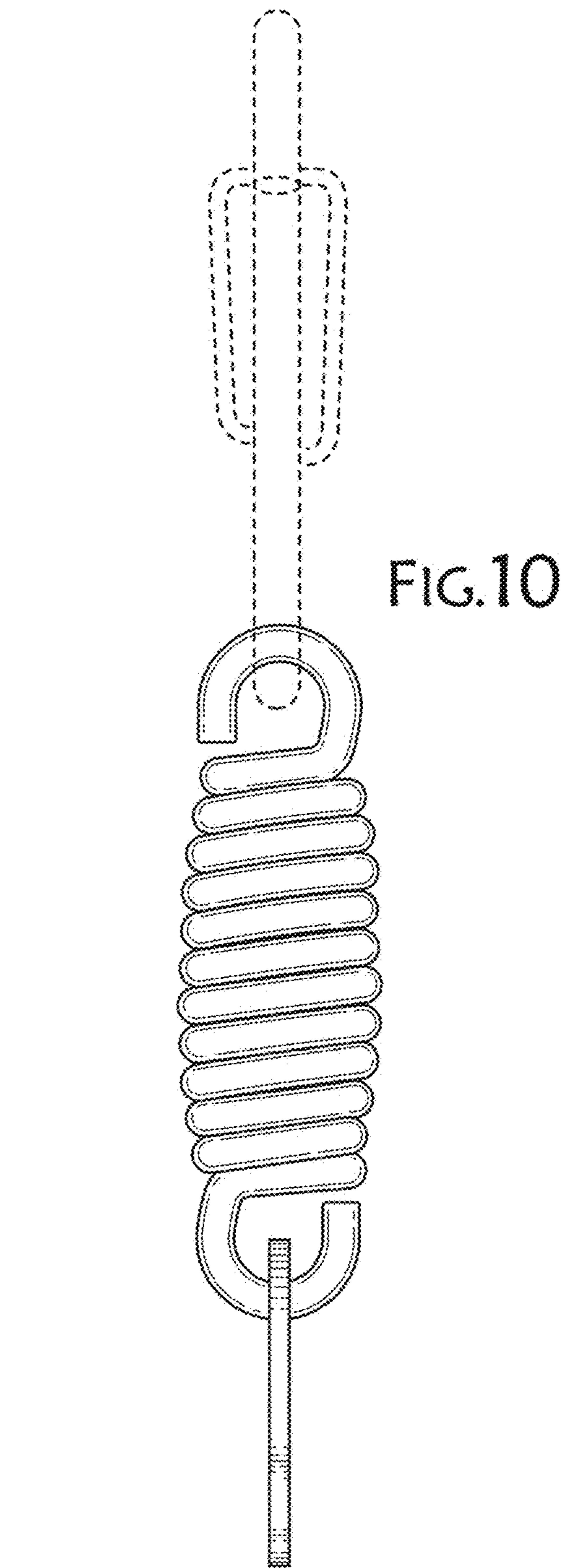
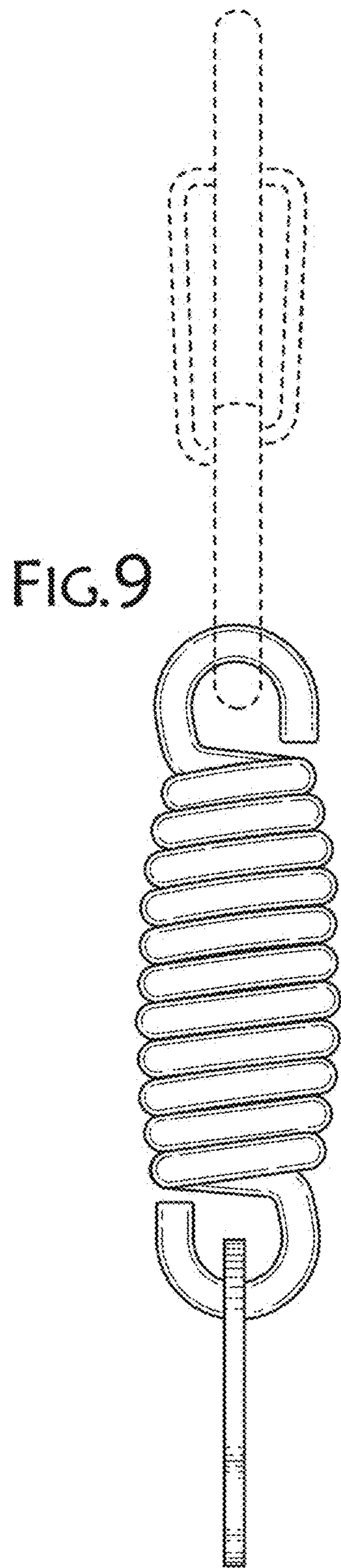


FIG. 8



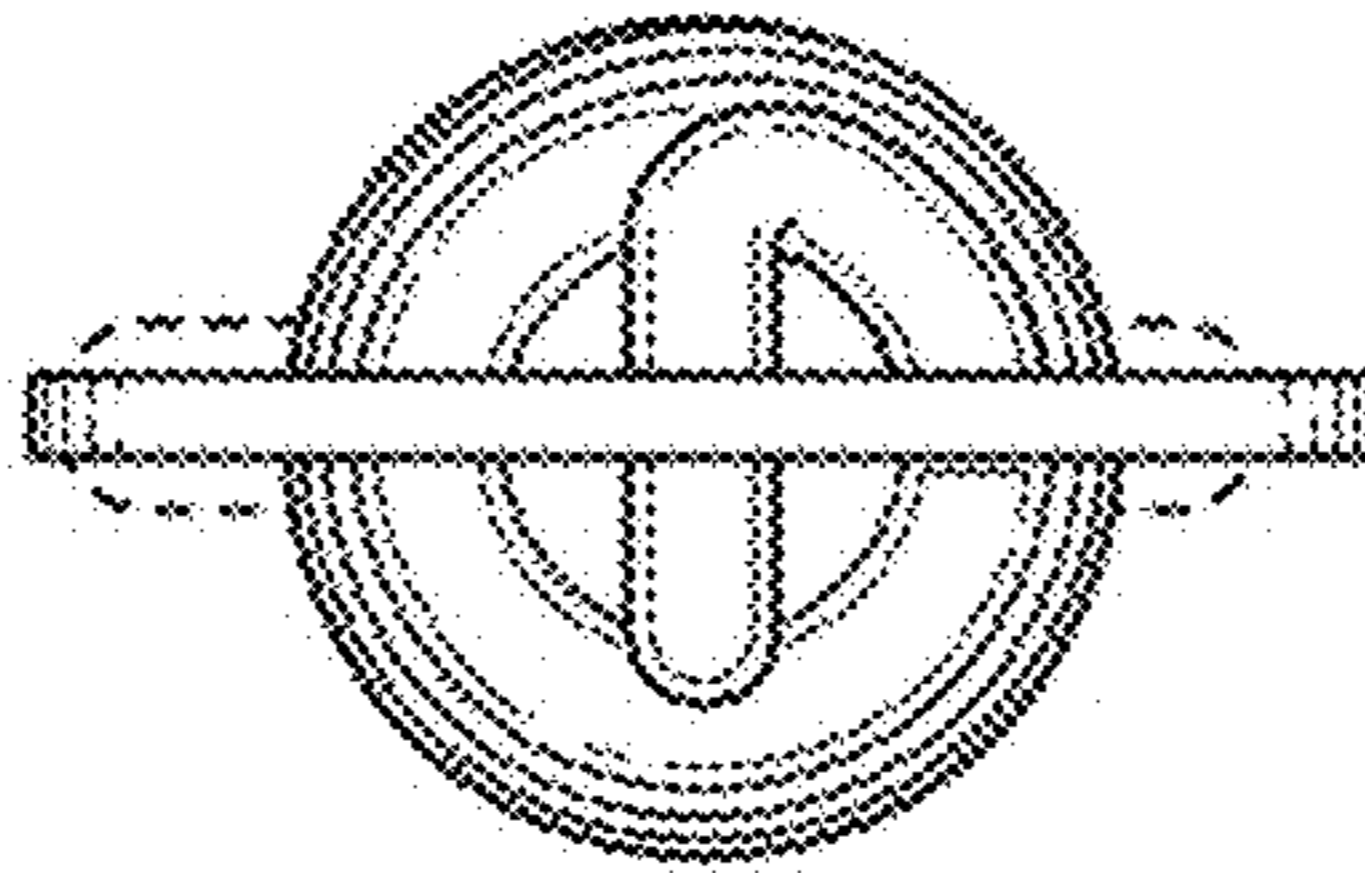


FIG.11

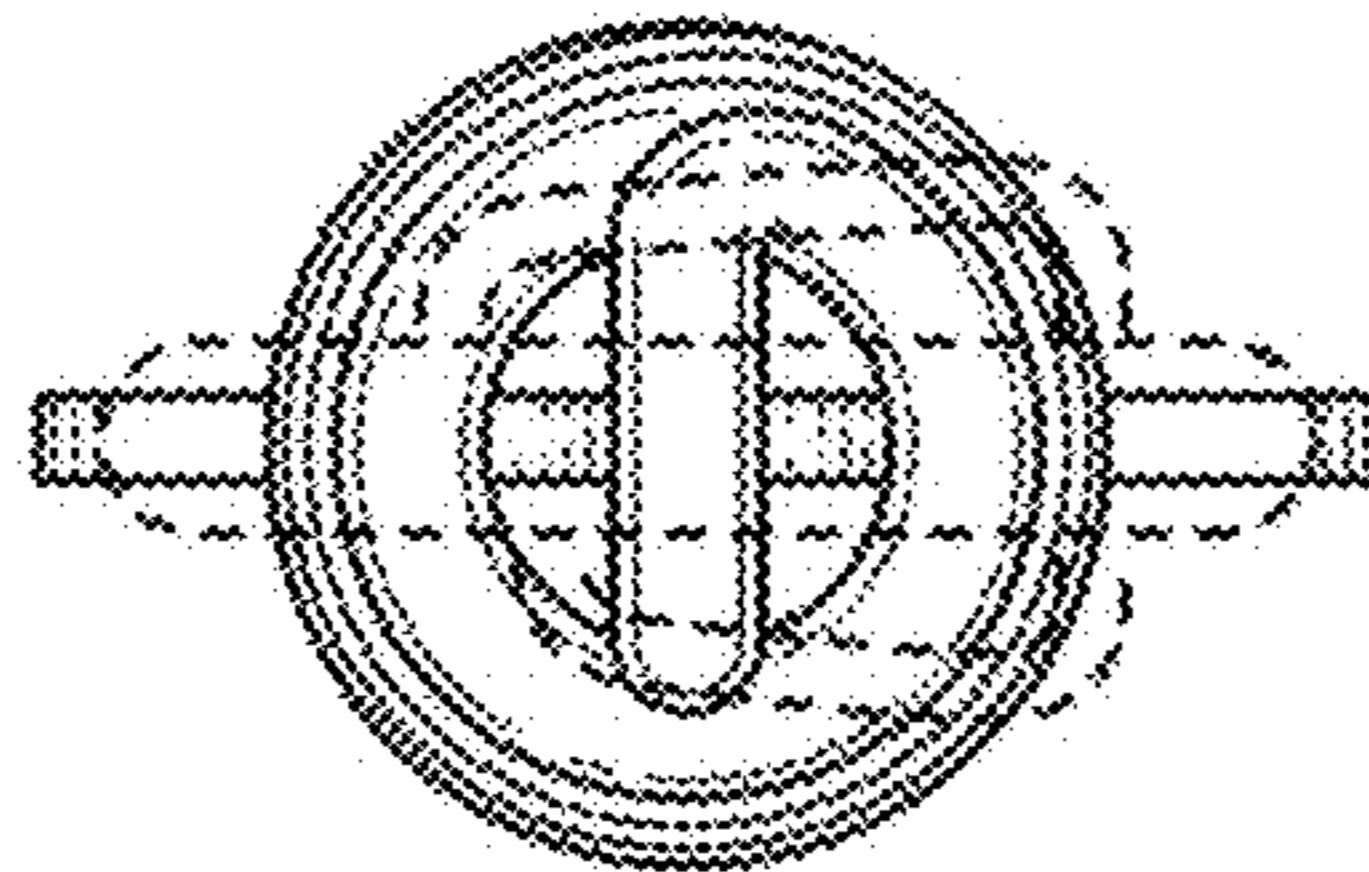


FIG.12