



US00D842076S

(12) **United States Design Patent**
Knight

(10) **Patent No.:** **US D842,076 S**

(45) **Date of Patent:** **** Mar. 5, 2019**

- (54) **LIGHT SWITCH COVER PLATE**
- (71) Applicant: **Darren C. Knight**, Pleasant Grove, UT (US)
- (72) Inventor: **Darren C. Knight**, Pleasant Grove, UT (US)
- (73) Assignee: **SnapRays, LLC**, Vineyard, UT (US)
- (**) Term: **15 Years**
- (21) Appl. No.: **29/608,295**
- (22) Filed: **Jun. 20, 2017**
- (51) **LOC (11) Cl.** **11-05**
- (52) **U.S. Cl.**
USPC **D8/353**
- (58) **Field of Classification Search**
USPC D8/16, 19, 350-353, 364, 366, 499, 380,
D8/381; D13/125, 169, 170, 177, 103,
D13/137.1-137.3, 138.2, 139.1, 139.3,
D13/139.8
CPC H02G 3/14; H02G 3/081; H01R 31/06;
H01R 13/447; H01R 13/717; H01H 9/16;
H01H 9/18; H01H 23/04; H05B 37/0227;
H05B 37/0218; H05B 33/0803
See application file for complete search history.

(56) **References Cited**

U.S. PATENT DOCUMENTS

- 2,015,698 A 10/1935 Tiffany
- 2,145,447 A * 1/1939 Klingon H01R 13/631
174/66
- 2,428,167 A 9/1947 Linton
- 2,580,056 A 12/1951 Wheeler
- 3,307,030 A 2/1967 Francisco
- 3,522,595 A 8/1970 White
- 4,282,591 A 8/1981 Andreuccetti
- 4,611,264 A 9/1986 Bradley

- 4,617,613 A * 10/1986 Rice H01R 13/717
362/95
- 4,774,641 A * 9/1988 Rice F21S 8/035
174/66
- 5,473,517 A 12/1995 Blackman
- D366,339 S 1/1996 Waller
- 5,485,356 A * 1/1996 Nguyen H01R 13/717
174/66
- 5,670,776 A 9/1997 Rothbaum
- 5,683,166 A 11/1997 Lutzker
- D387,650 S * 12/1997 Lutzker D8/353
- 6,000,807 A 12/1999 Moreland
- 6,010,228 A 1/2000 Blackman
- 6,087,588 A * 7/2000 Soules H01H 9/185
174/66
- D429,829 S 8/2000 Doran
- 6,423,900 B1 * 7/2002 Soules H01H 9/185
174/66

(Continued)

Primary Examiner — Mark A Goodwin

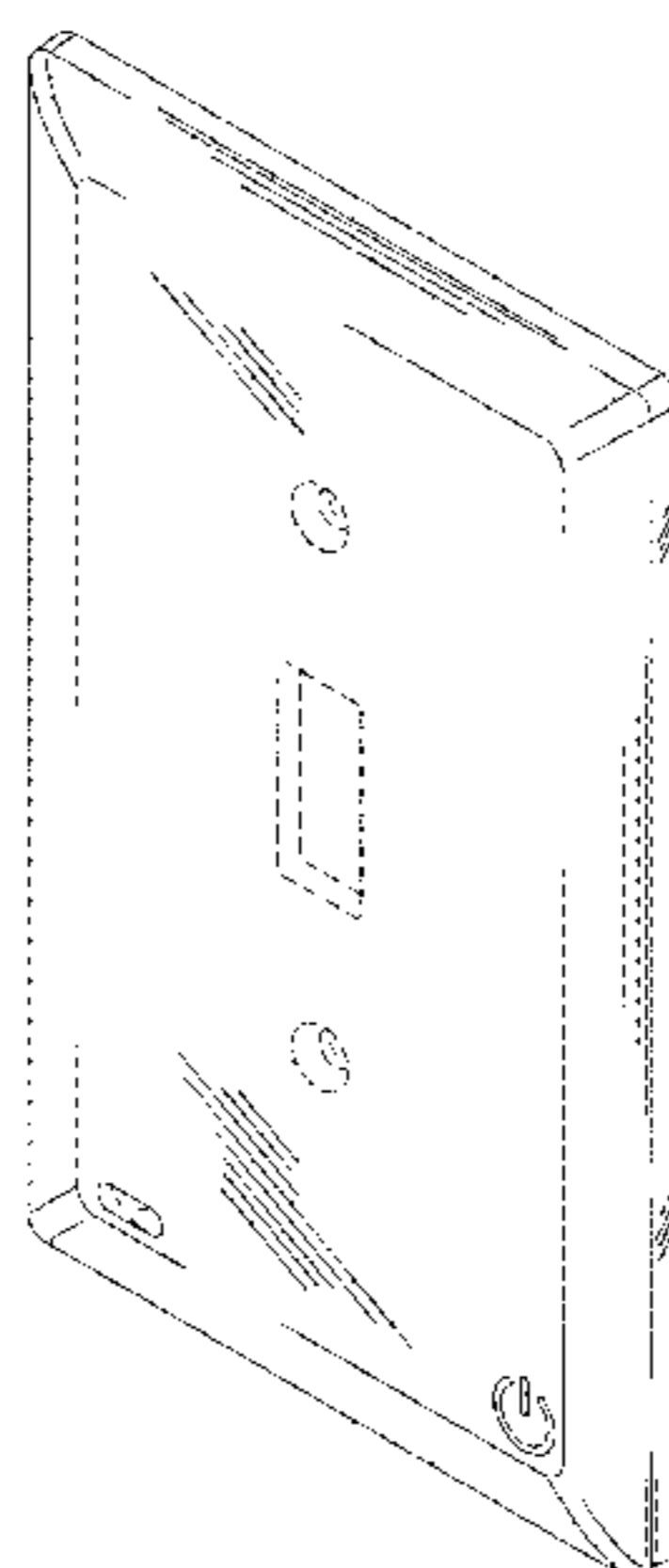
(57) **CLAIM**

The ornamental design for a light switch cover plate, as shown and described.

DESCRIPTION

FIG. 1 is a front perspective view of a light switch cover plate in accordance with my new design;
 FIG. 2 is a front elevation view thereof;
 FIG. 3 is a top view thereof;
 FIG. 4 is a first side elevation view thereof;
 FIG. 5 is a second, opposite side elevation view thereof;
 FIG. 6 is a bottom view thereof;
 FIG. 7 is another front perspective view thereof; and,
 FIG. 8 is a front perspective view of a second embodiment of a light switch cover plate showing my new design.
 The broken lines represent unclaimed subject matter and form no part of the claimed design. The back of the light switch cover plate is not visible during use and forms no part of the claimed design.

1 Claim, 4 Drawing Sheets



(56)

References Cited

U.S. PATENT DOCUMENTS

D464,865 S 10/2002 Luu
 6,547,411 B1 4/2003 Dornbusch
 6,867,370 B2 3/2005 Compagnone, Jr.
 7,247,793 B2 7/2007 Hinkson et al.
 7,318,653 B2* 1/2008 Chien F21S 8/035
 362/95
 D576,866 S* 9/2008 Kidman D8/353
 7,506,990 B2 3/2009 Glazner
 7,547,131 B2 6/2009 Faunce
 7,850,322 B2* 12/2010 Glazner H05B 33/0803
 362/95
 D642,894 S* 8/2011 Soper D8/353
 8,003,886 B1 8/2011 Rintz
 D650,112 S 12/2011 Bryant
 8,511,866 B1* 8/2013 Mendez F21S 9/022
 362/362
 8,668,347 B2* 3/2014 Ebeling H01R 13/5213
 174/66
 D719,699 S 12/2014 Bryant
 8,912,442 B2* 12/2014 Smith H02G 3/14
 D721,336 S* 1/2015 Tonnesen D13/156
 9,035,180 B2* 5/2015 Smith H02G 3/14
 9,482,426 B2* 11/2016 Diotte F21V 33/006

D804,287 S* 12/2017 Baldwin D8/350
 D804,429 S* 12/2017 Baldwin D13/156
 9,882,361 B2* 1/2018 Smith H02G 3/081
 D809,899 S* 2/2018 Knight D8/353
 D821,179 S* 6/2018 Exley D8/353
 D821,180 S* 6/2018 Exley D8/353
 9,997,860 B1* 6/2018 Hernandez, Jr. H01R 13/24
 2001/0046130 A1 11/2001 Cunningham et al.
 2003/0124022 A1* 7/2003 Georges A61L 9/03
 422/5
 2006/0072302 A1* 4/2006 Chien F21S 8/035
 362/84
 2006/0170380 A1* 8/2006 Evans F21S 8/035
 315/312
 2009/0284385 A1* 11/2009 Tang H02G 3/12
 340/638
 2012/0008307 A1 1/2012 Delany
 2012/0068612 A1* 3/2012 Ebeling H01R 13/5213
 315/159
 2013/0221868 A1 8/2013 Diotte
 2014/0246218 A1* 9/2014 Shotey H02G 3/14
 174/66
 2015/0229079 A1* 8/2015 Smith H05K 5/03
 323/318
 2017/0018890 A1* 1/2017 St. Laurent H01R 25/006

* cited by examiner

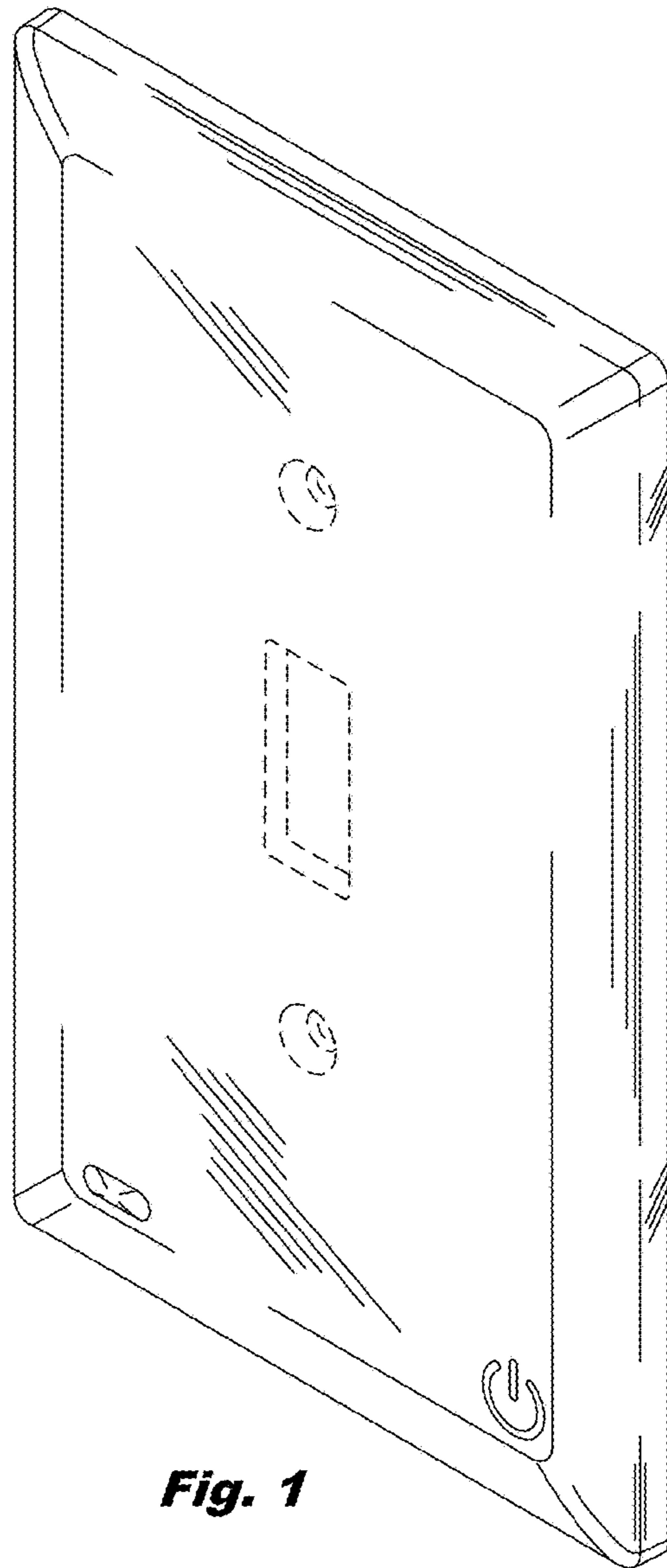


Fig. 1

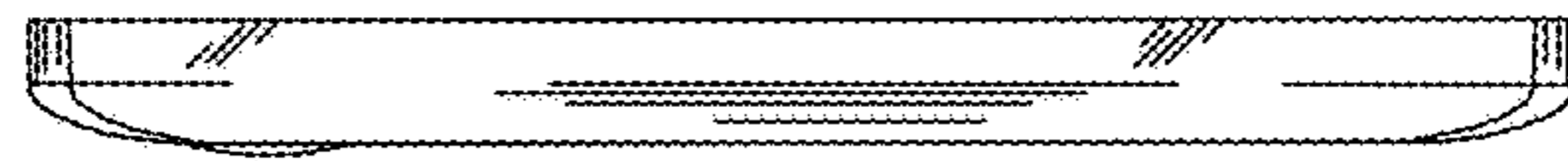


Fig. 3

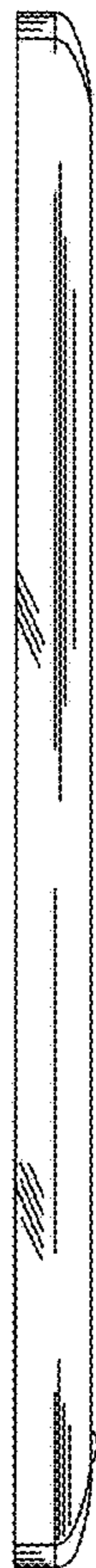


Fig. 4

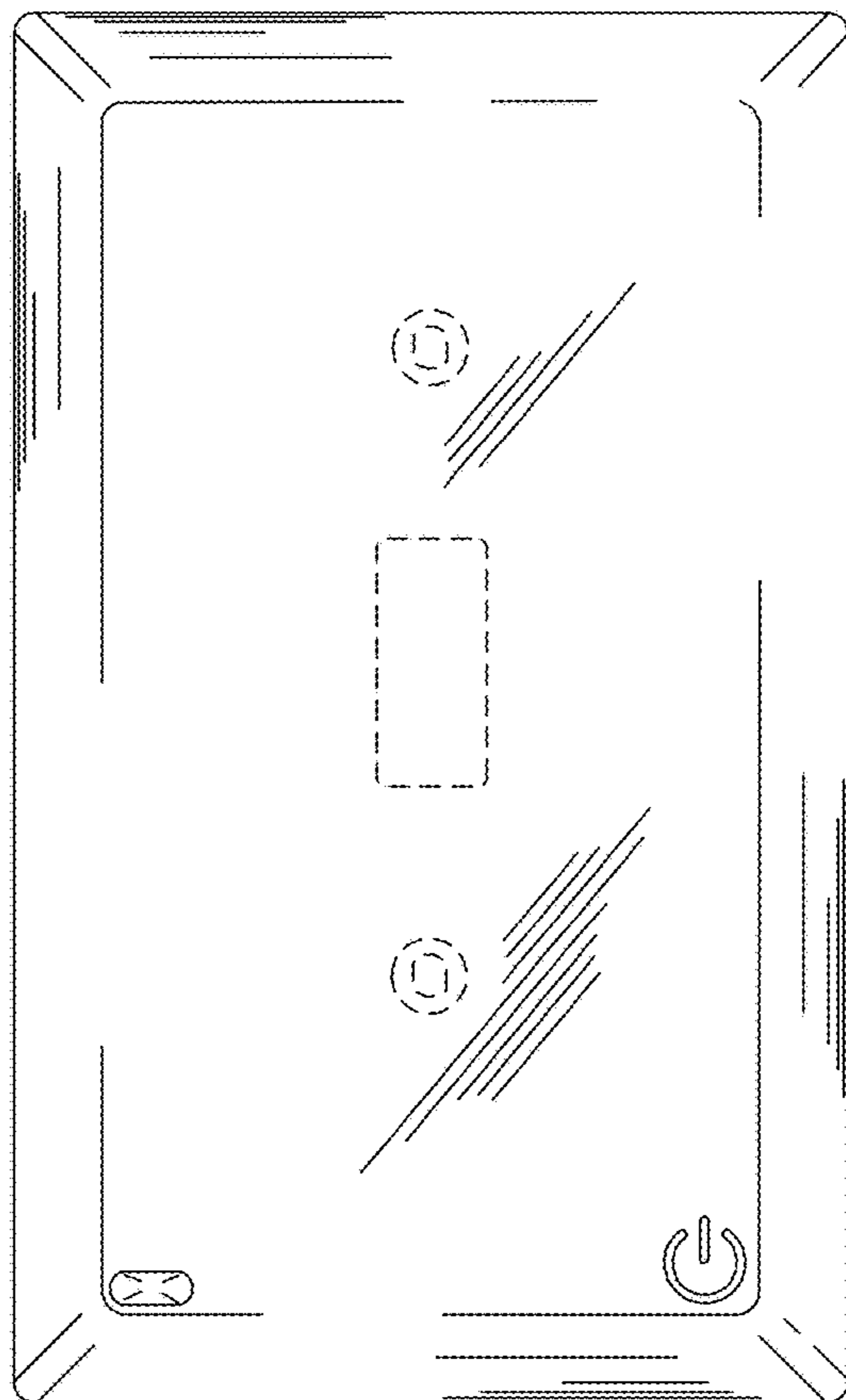


Fig. 2

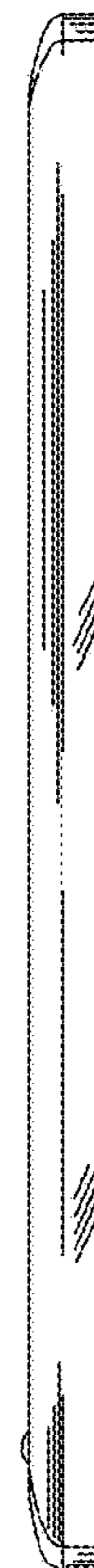


Fig. 5




Fig. 6

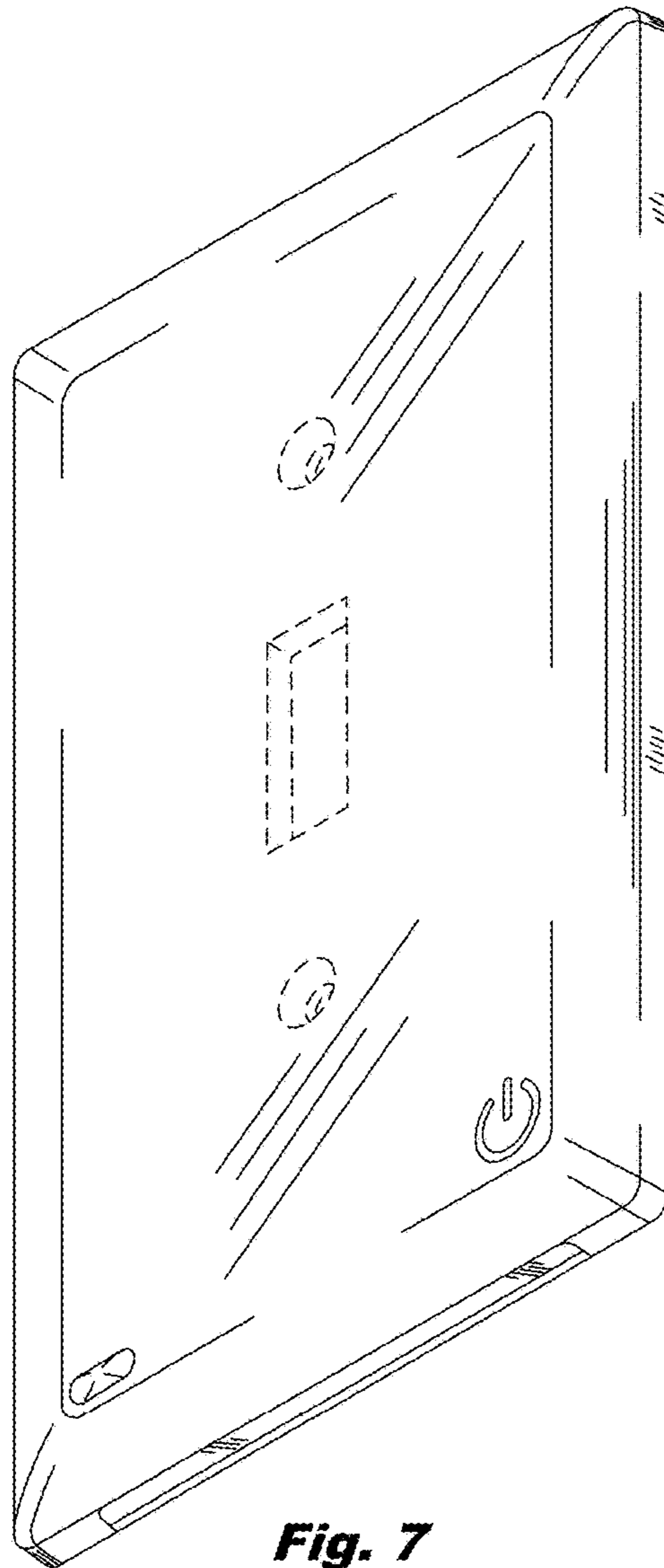


Fig. 7

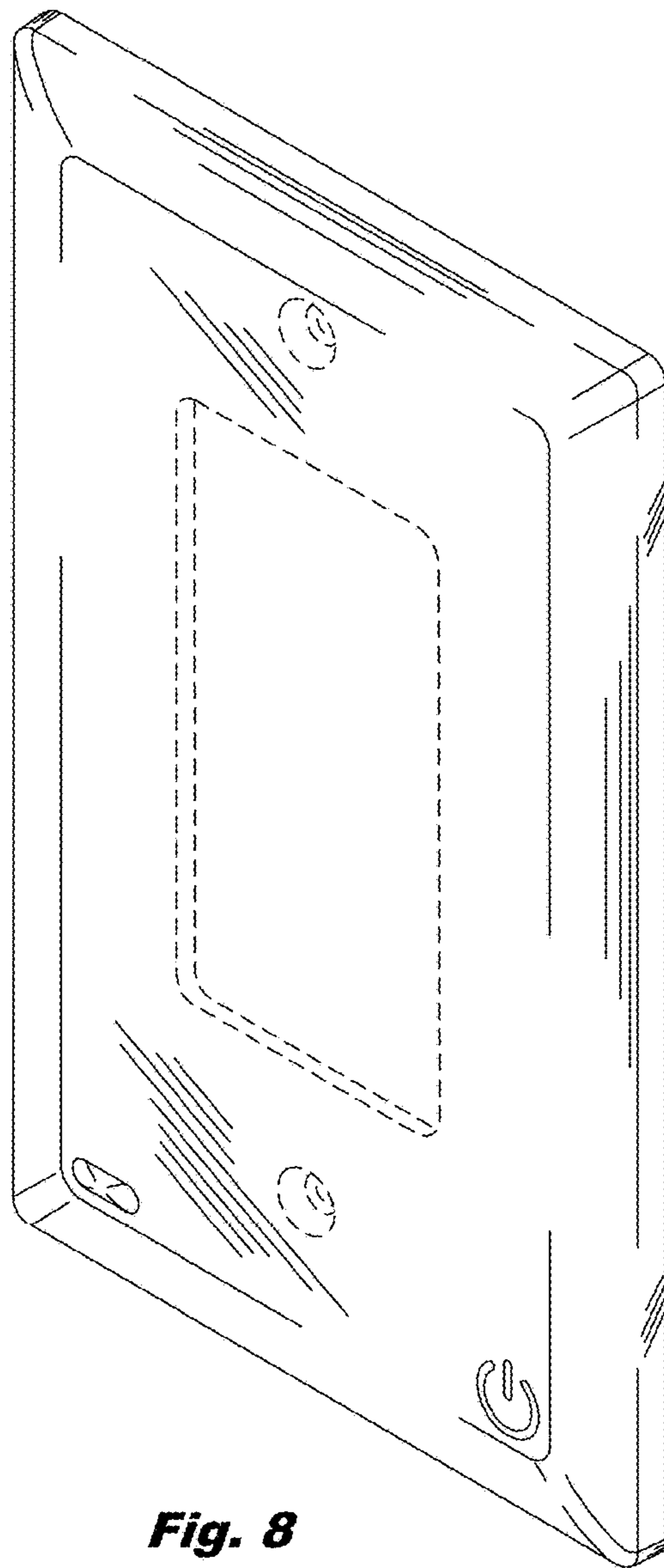


Fig. 8