



US00D842066S

(12) **United States Design Patent** (10) **Patent No.:** **US D842,066 S**
Bloch (45) **Date of Patent:** **** Mar. 5, 2019**

- (54) **KNIFE HANDLE**
- (71) Applicant: **Outdoor Edge Cutlery Corporation,**
Denver, CO (US)
- (72) Inventor: **David R. Bloch,** Morrison, CO (US)
- (73) Assignee: **Outdoor Edge Cutlery Corporation,**
Denver, CO (US)
- (**) Term: **15 Years**
- (21) Appl. No.: **29/627,088**
- (22) Filed: **Nov. 22, 2017**

4,835,863 A 6/1989 Salandre
 4,854,044 A 8/1989 Collins
 D321,548 S 11/1991 Collins
 (Continued)

OTHER PUBLICATIONS

“5 in 1 Outdoor Survival Gear Escape Paracord Bracelet Flint/Whistle/Compass/Scraper,” believed to be on sale at least by Aug. 17, 2016, retrieved from https://www.boardwalkbuy.com/products/5-in-1-outdoor-survival-gear-escape-paracord-bracelet-flint-whistle-compass-scraper?utm_medium=cpc&utm_source=googlepla&gclid=CjwKEAajwItC9BRDRvMfD2N66nlISJACq8591rKgFVKcoy8Fg9KD9-v2gMf9_vb1Aw8oOEvLi6Bt1uRoCIwPw_wcB, 4 pages.
 (Continued)

Primary Examiner — Philip S Hyder
 (74) *Attorney, Agent, or Firm* — Lewis Brisbois Bisgaard & Smith LLP; Craig W. Mueller

Related U.S. Application Data

- (63) Continuation of application No. 29/590,130, filed on Jan. 6, 2017, now Pat. No. Des. 808,239.
- (51) **LOC (11) Cl.** **08-03**
- (52) **U.S. Cl.**
USPC **D8/98; D22/118**
- (58) **Field of Classification Search**
USPC D8/14, 98, 99, 100, 105, 107; D22/118;
D11/214, 215, 216
CPC .. B26B 3/00; B26B 3/06; B26B 29/00; B26B
29/02; B26B 11/00
See application file for complete search history.

(57) **CLAIM**

The ornamental design for a knife handle, as shown and described.

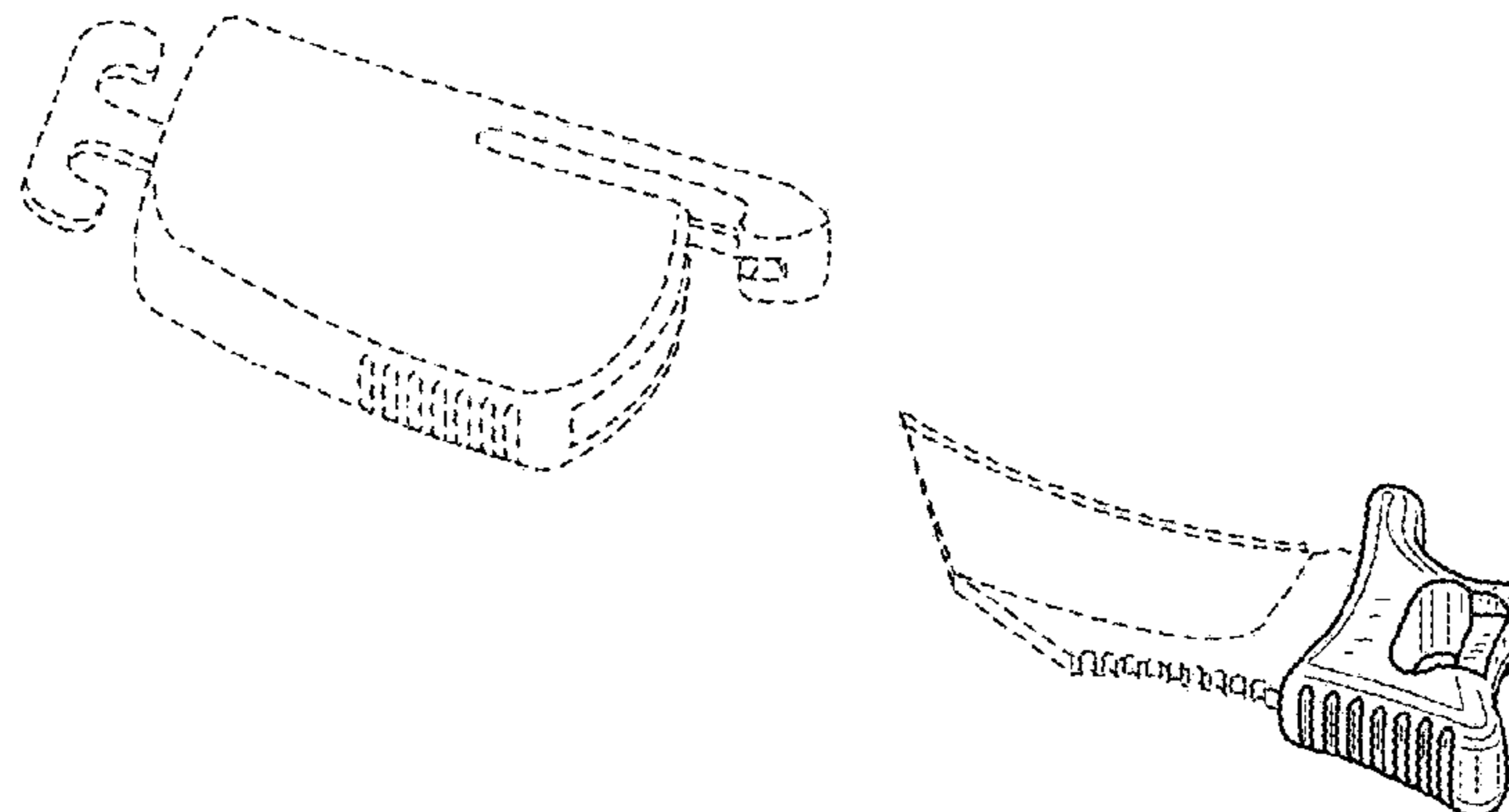
DESCRIPTION

FIG. 1 is a perspective view of the knife handle;
 FIG. 2 is a top plan view thereof;
 FIG. 3 is a bottom plan view thereof;
 FIG. 4 is a left elevation view thereof;
 FIG. 5 is a right elevation view thereof;
 FIG. 6 is a front elevation view thereof;
 FIG. 7 is a rear elevation view thereof;
 FIG. 8 is a perspective view of the knife handle interconnected to a bracelet;
 FIG. 9 is a top plan view thereof;
 FIG. 10 is a bottom plan view thereof;
 FIG. 11 is a left elevation view thereof;
 FIG. 12 is a right elevation view thereof;
 FIG. 13 is a front elevation view thereof; and,
 FIG. 14 is a rear elevation view thereof.

(Continued)

(56) **References Cited**
U.S. PATENT DOCUMENTS

2,391,574 A	12/1945	Housinger
2,527,710 A	10/1950	Davidson, Jr.
2,618,057 A	11/1952	Gibson
2,783,536 A	3/1957	Boast
2,901,823 A	9/1959	Widen
3,524,570 A	8/1970	Seguine
3,823,421 A	7/1974	Collins
3,823,522 A	7/1974	Forgett
4,150,464 A	4/1979	Tracy
4,404,747 A	9/1983	Collins
D300,112 S	3/1989	Osterhout



The broken lines depict environment and form no part of the claimed design.

1 Claim, 8 Drawing Sheets

(56)

References Cited

U.S. PATENT DOCUMENTS

5,067,239	A	11/1991	Collins
5,092,046	A	3/1992	Collins
5,123,167	A	6/1992	Kelley
5,146,684	A	9/1992	Hagler
5,222,279	A	6/1993	Franco et al.
5,379,520	A	1/1995	Collins
5,507,076	A	4/1996	Anscher
5,511,311	A	4/1996	Collins
5,647,130	A	7/1997	Collins
5,794,347	A	8/1998	Serpa
6,293,448	B1	9/2001	Pietrusynski
6,442,843	B1	9/2002	Jue
D465,542	S	11/2002	Bloch
7,080,456	B2	7/2006	Wu
7,434,316	B2	10/2008	Nenadic

7,469,475	B2	12/2008	Wong
7,597,223	B1	10/2009	Martinez
D723,132	S	2/2015	Borland
9,044,870	B2	6/2015	Yeh
9,095,202	B1	8/2015	Vanheteren
9,254,577	B2	2/2016	Crawford
D770,327	S	11/2016	Chan
D772,006	S	11/2016	Squiers et al.
2005/0204565	A1	9/2005	Wong
2006/0021229	A1	2/2006	Wu
2007/0266569	A1	11/2007	Nenadic
2008/0250652	A1	10/2008	Fellhoelter
2010/0270343	A1	10/2010	Clark
2011/0139645	A1	6/2011	Ranieri
2012/0102759	A1	5/2012	Huang
2014/0137414	A1	5/2014	Murphy et al.
2014/0338197	A1	11/2014	Frazer
2015/0190938	A1	7/2015	Kommer
2015/0208795	A1	7/2015	Vanheteren

OTHER PUBLICATIONS

“Hidetoshi Nakayama Knife Archives,” believed to be on sale at least by Aug. 17, 2016, retrieved from <http://www.artknives.com/hidetoshi-nakayama-archives.html>, 6 pages.
 Partial European Search Report, dated Nov. 2, 2017, 11 pages.

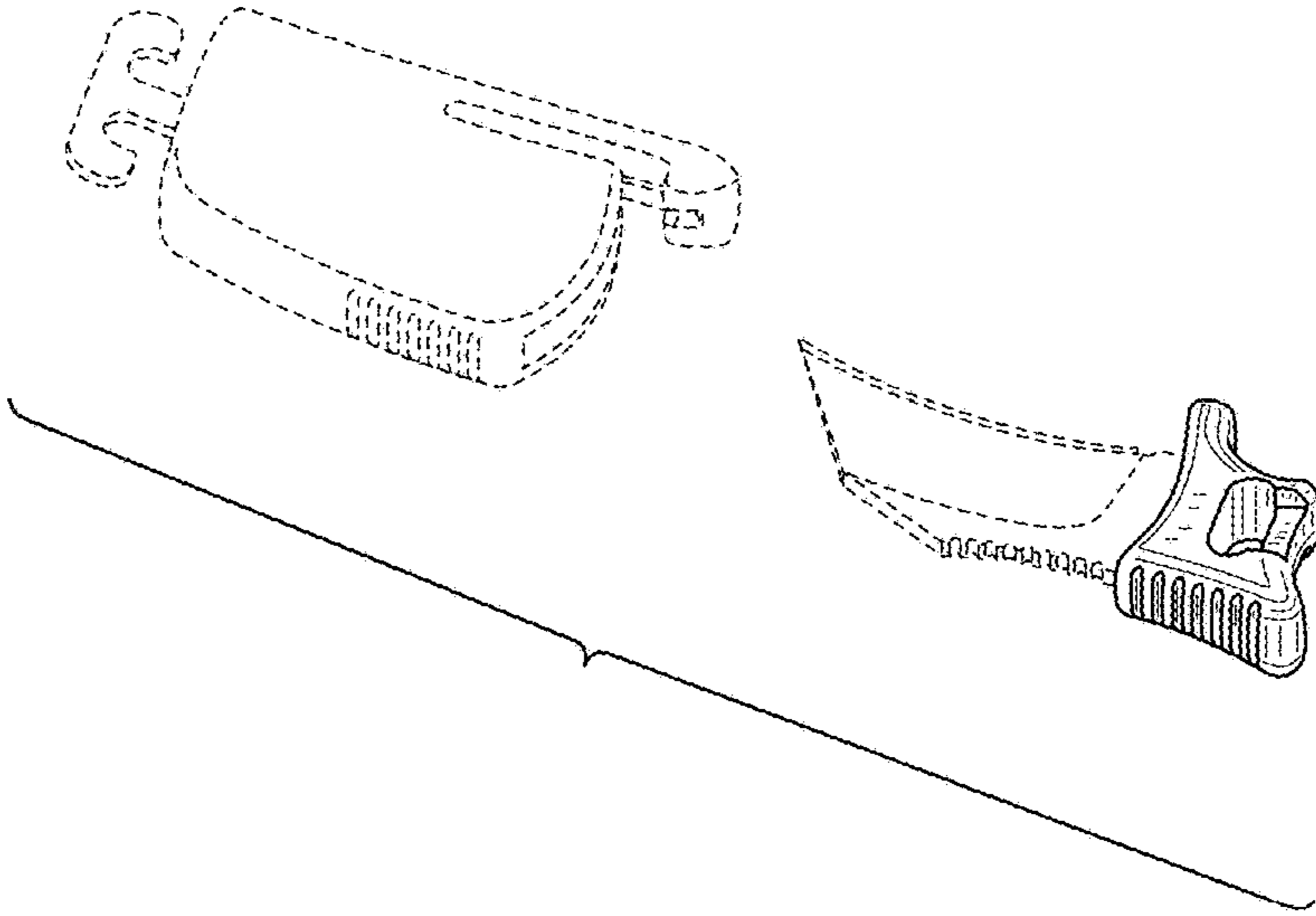


FIG.1

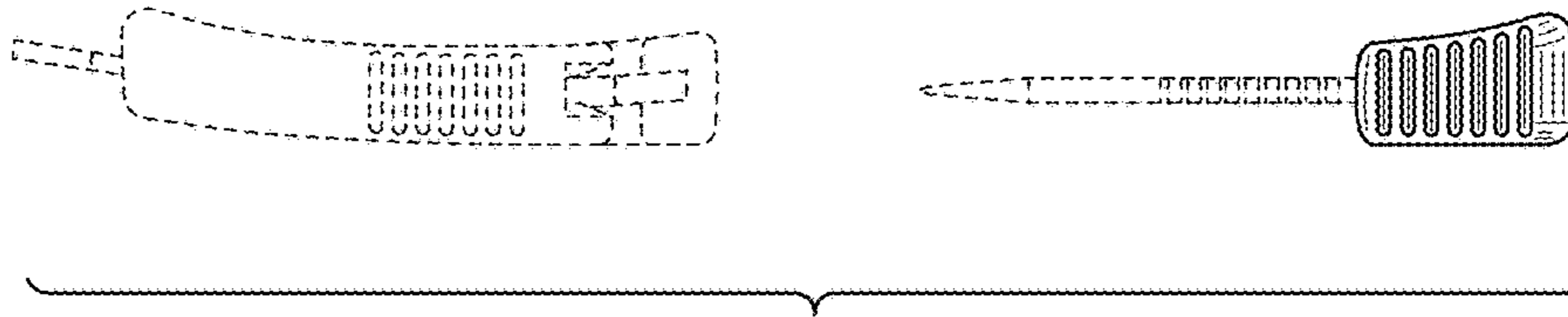


FIG.2

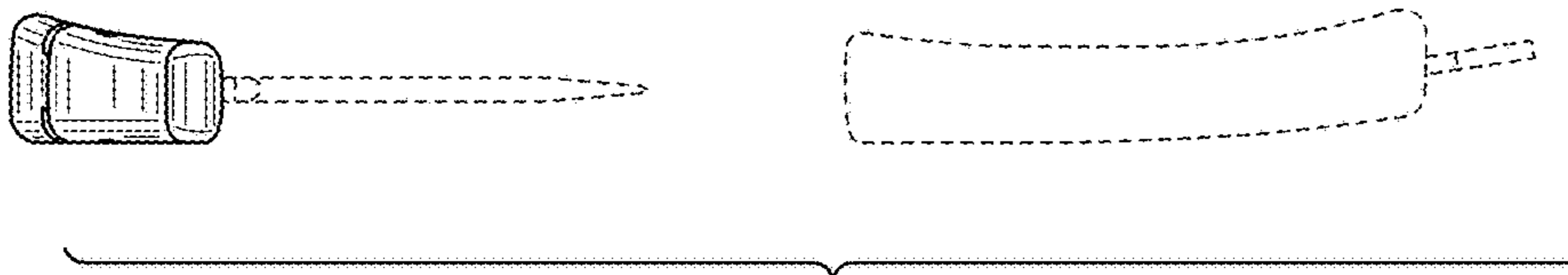


FIG.3




FIG.4

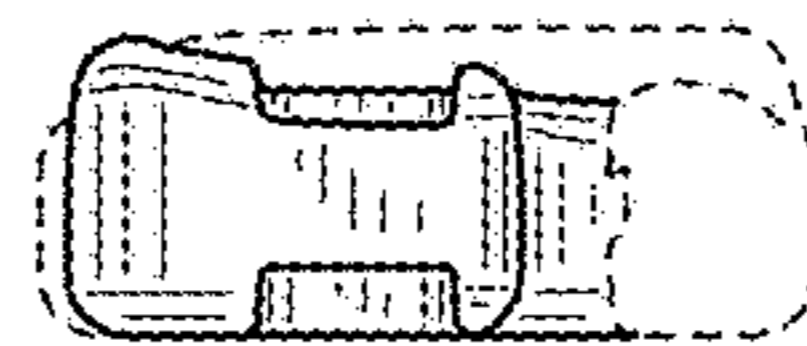


FIG.5

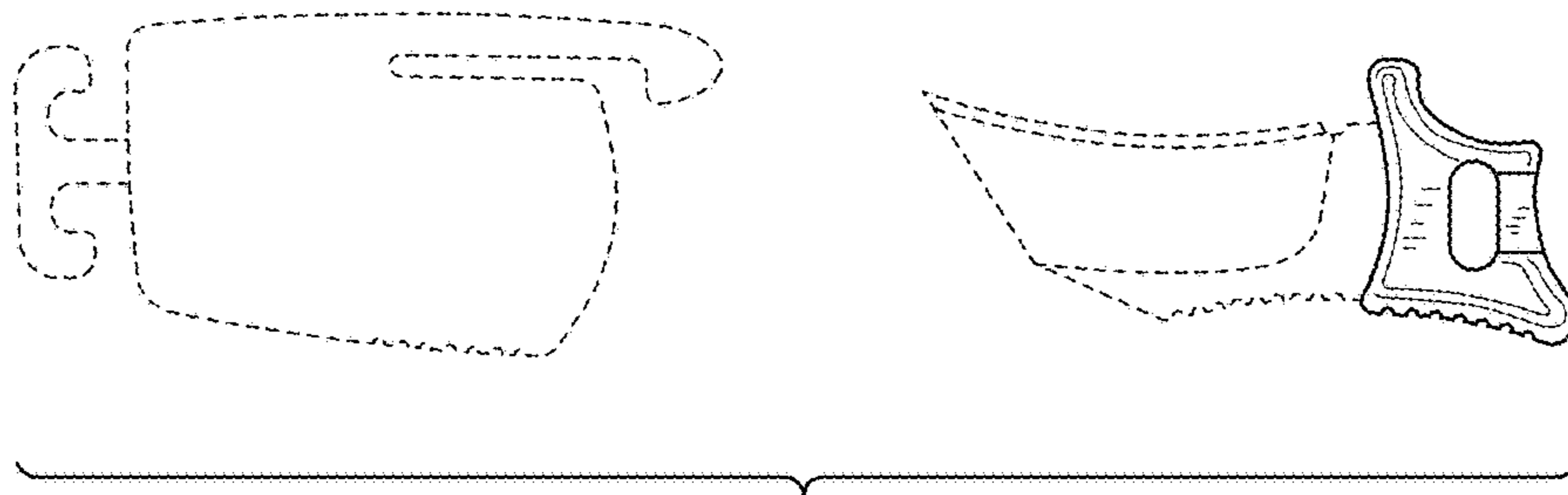


FIG. 6

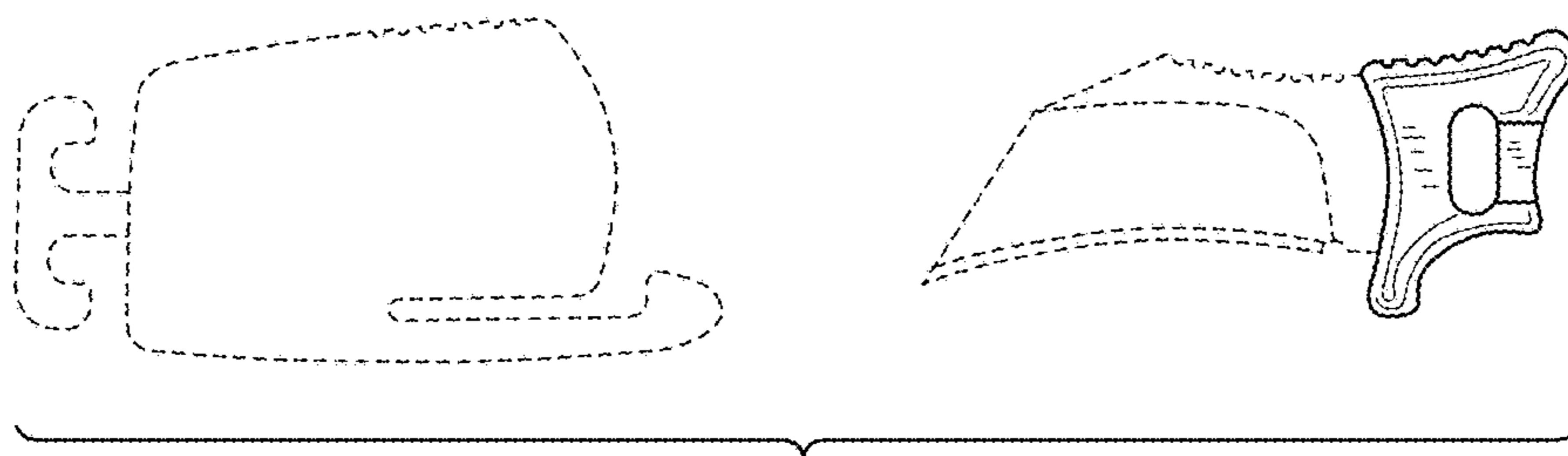


FIG. 7

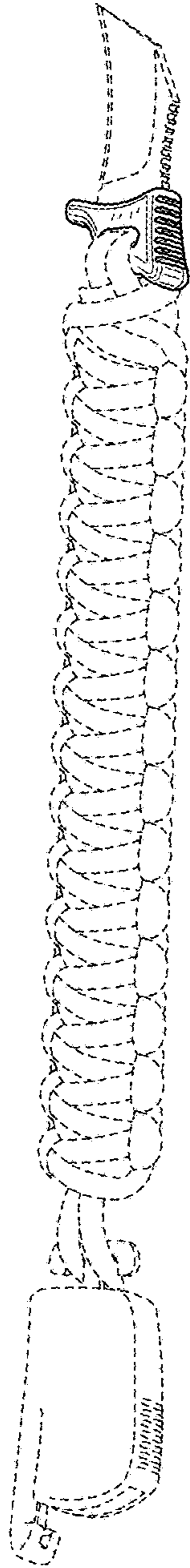


FIG. 8




FIG. 9




FIG. 10




FIG.11




FIG.12

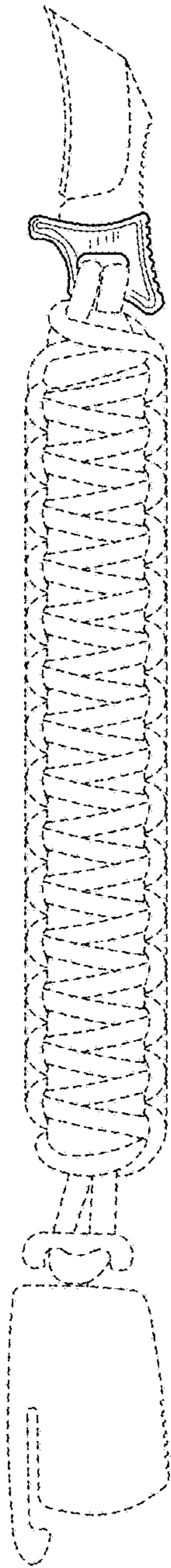


FIG. 13

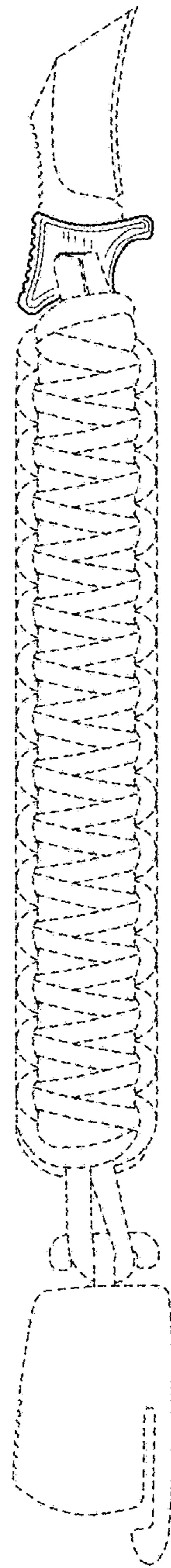


FIG. 14