



US00D842060S

(12) **United States Design Patent**
She

(10) **Patent No.:** **US D842,060 S**

(45) **Date of Patent:** **** Mar. 5, 2019**

(54) **BOTTLE OPENER WITH CHARGING CABLE**

(71) Applicant: **Jiangfa She**, Guangdong (CN)

(72) Inventor: **Jiangfa She**, Guangdong (CN)

(73) Assignee: **Shenzhen Rejlying Electronic Co., Ltd**, Shenzhen, Guangdong (CN)

(**) Term: **15 Years**

(21) Appl. No.: **29/631,147**

(22) Filed: **Dec. 27, 2017**

(51) **LOC (11) Cl.** **07-06**

(52) **U.S. Cl.**
USPC **D8/34; D13/108**

(58) **Field of Classification Search**
USPC D13/107-110, 118-119, 184; D14/251, D14/253, 432, 434; D8/33-41
CPC Y02E 60/12; Y02T 90/14; Y02T 90/122; Y02T 90/128; Y02T 90/163; H02J 7/025; H02J 7/0042; H02J 7/0044; H02J 7/0045; H02J 7/0003; H01F 38/14; H01R 13/6675; H01M 2/1022; H01M 2/1055; H01M 10/44; H01M 10/46; H01M 10/425; B60L 11/182; B67B 7/44
See application file for complete search history.

(56) **References Cited**

U.S. PATENT DOCUMENTS

1,953,690 A * 4/1934 Samways B25F 1/00 30/162
D550,952 S * 9/2007 Rimon D3/207

D624,747 S * 10/2010 McSweyn D14/480.5
D642,374 S * 8/2011 Morrish D3/210
D645,049 S * 9/2011 Faranda D13/108
D670,902 S * 11/2012 McSweyn D3/208
D675,156 S * 1/2013 Vandiver D13/108
D679,087 S * 4/2013 McSweyn D3/208
D686,475 S * 7/2013 Wu D3/210
D698,679 S * 2/2014 Lindley D10/106.9
D698,680 S * 2/2014 Burstein D10/106.9
D724,592 S * 3/2015 Han D14/420
D794,855 S * 8/2017 Prestidge-Kadrlik D26/38

* cited by examiner

Primary Examiner — Rosemary K Tarca
Assistant Examiner — Nathaniel D. Buckner

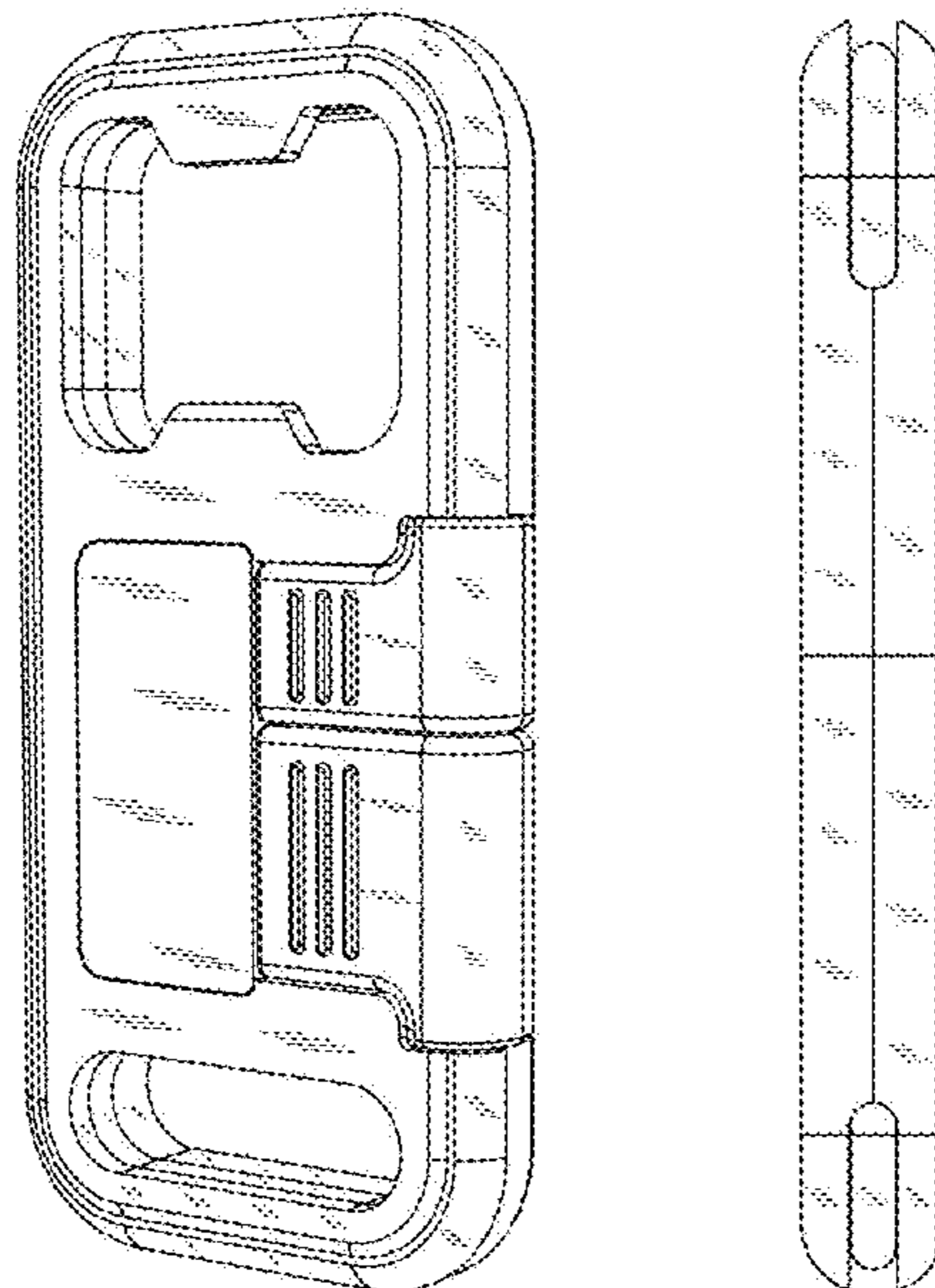
(57) **CLAIM**

I claim the ornamental design for a bottle opener with charging cable, as shown and described.

DESCRIPTION

FIG. 1 is a perspective view of a bottle opener with charging cable showing my new design;
FIG. 2 is a front elevational view thereof;
FIG. 3 is a rear elevational view thereof;
FIG. 4 is a left side elevational view thereof;
FIG. 5 is a right side elevational view thereof;
FIG. 6 is a top plan view thereof; and,
FIG. 7 is a bottom plan view thereof.

1 Claim, 7 Drawing Sheets



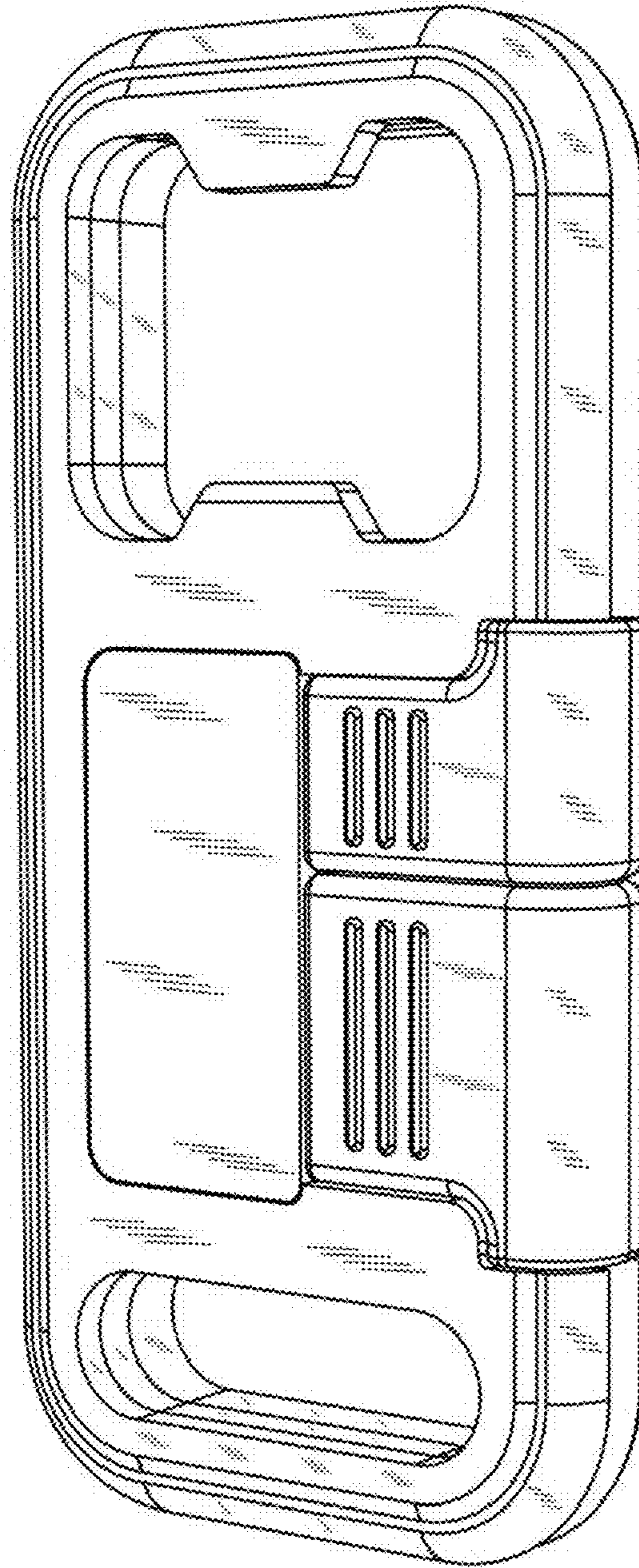


FIG. 1

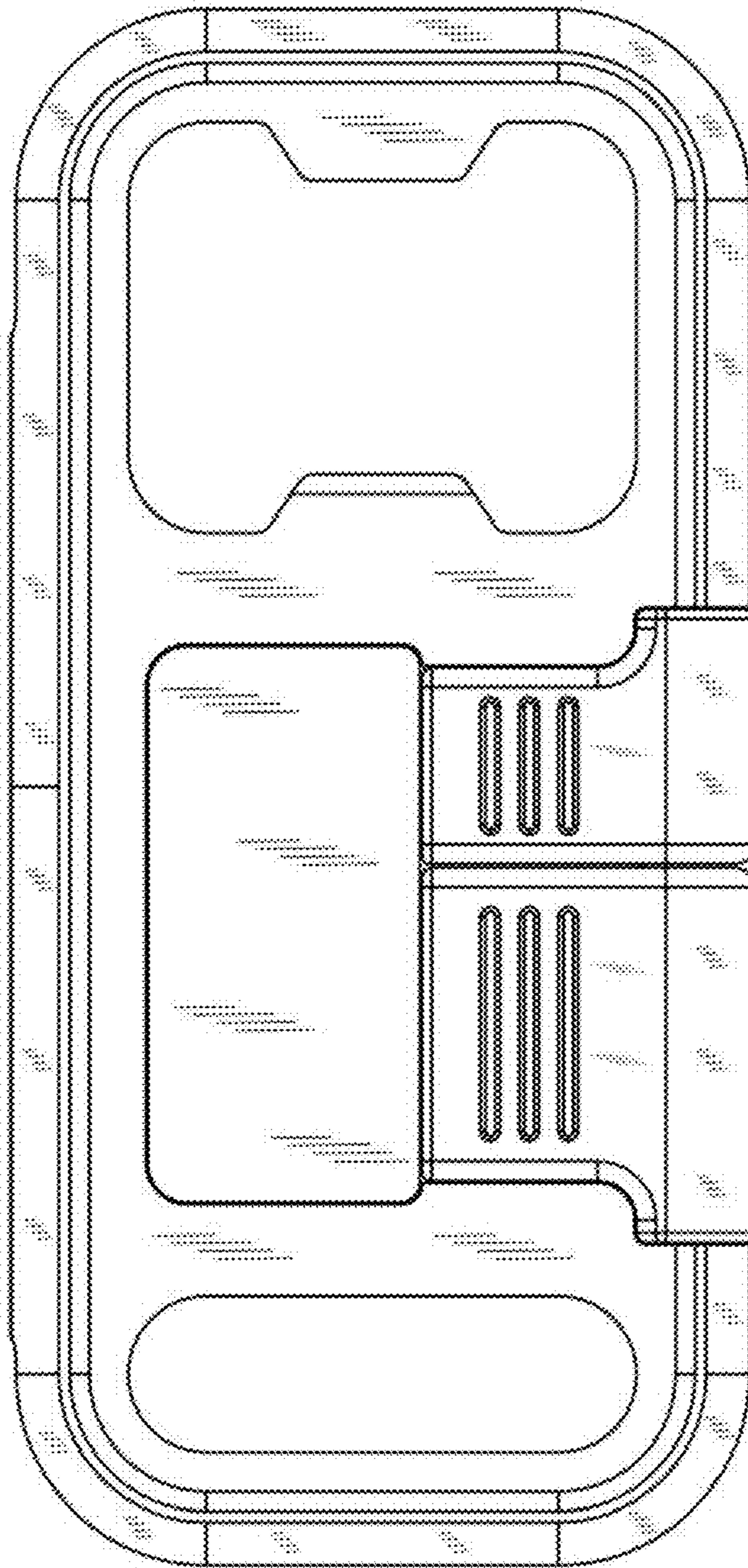


FIG. 2

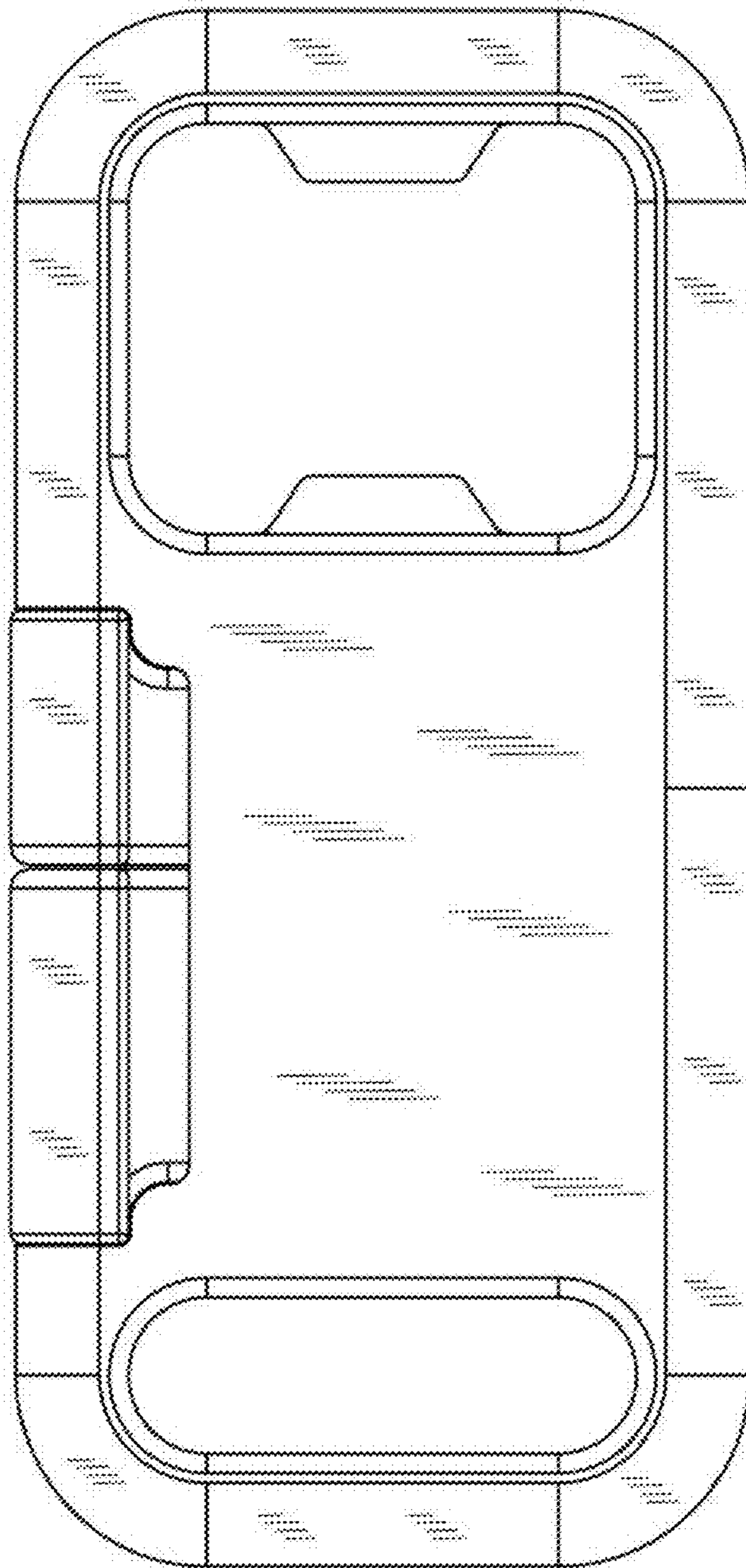


FIG.3




FIG.4

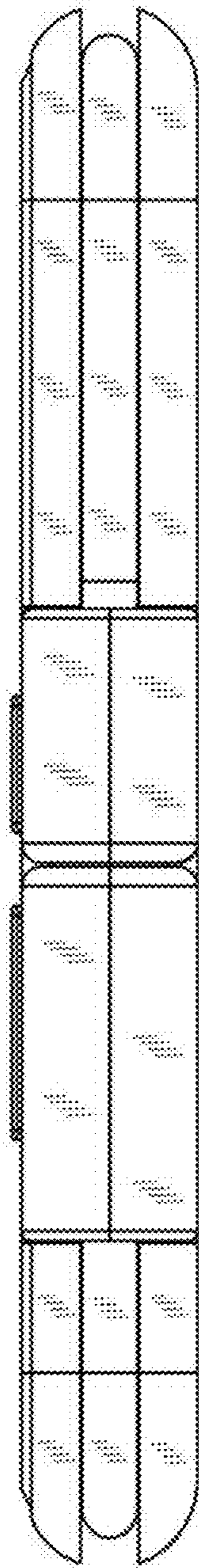


FIG.5




FIG. 6

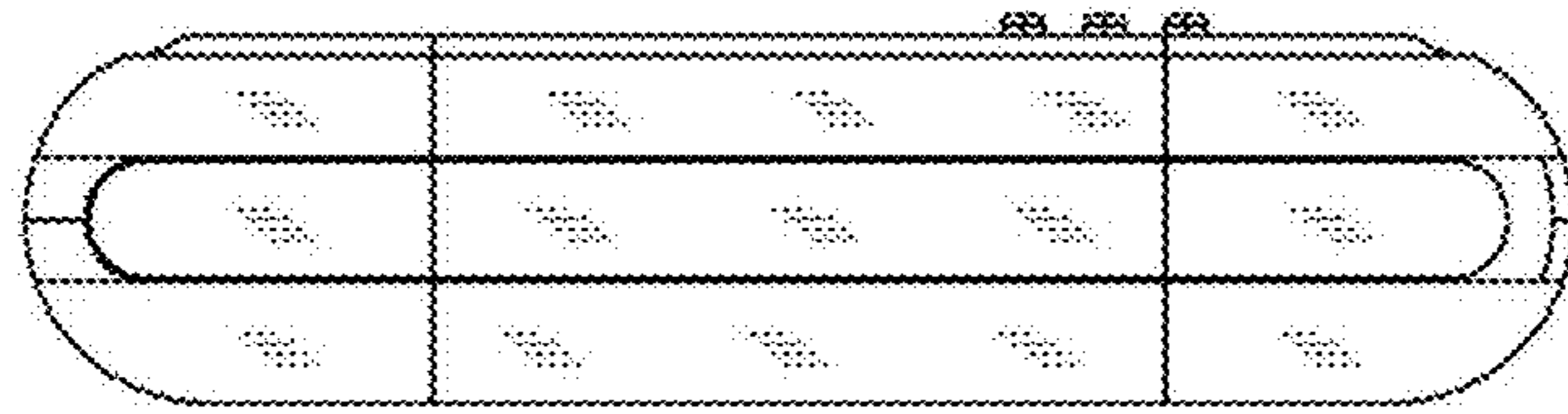


FIG. 7