

US00D842050S

(12) **United States Design Patent** (10) **Patent No.:** **US D842,050 S**  
**Laustsen** (45) **Date of Patent:** **\*\* Mar. 5, 2019**

(54) **PROTECTIVE SLEEVE FOR COVERING A 12-OUNCE REGULAR MOUTH MASON JAR**

(71) Applicant: **NOSHCLEAN, LLC**, Marblehead, MA (US)

(72) Inventor: **Sacha Laustsen**, Marblehead, MA (US)

(73) Assignee: **NOSHCLEAN, LLC**, Marblehead, MA (US)

(\*\*) Term: **15 Years**

(21) Appl. No.: **29/619,419**

(22) Filed: **Sep. 28, 2017**

(51) **LOC (11) Cl.** ..... **07-01**

(52) **U.S. Cl.**  
USPC ..... **D7/624.2**

(58) **Field of Classification Search**  
USPC ..... D7/509, 523, 532, 601, 605-608, 615, D7/624.2, 625; D6/531-534; D3/202, D3/229, 304-314; D9/444, 501-504, D9/574, 575, 779; 220/592.17, 739; D12/500, 502, 503

CPC .. F25D 3/08; B65D 25/30; B65D 7/24; B65D 81/3876; B65D 81/3879; B65D 23/104; B65D 81/38; B65D 81/3883; B65D 81/3886; B65D 81/3881; B65D 83/00; B65D 1/42; B65D 8/00; B65D 15/02; A45C 11/20; A47G 23/0216; A47G 23/0266; A47G 19/2288; A47G 23/0241; A47G 2023/0291; A45F 2200/0583; A61F 7/10; B31D 5/0086; A47J 41/02; A47J 41/0077; A61J 9/08

See application file for complete search history.

(56) **References Cited**

U.S. PATENT DOCUMENTS

4,798,063	A *	1/1989	Rimmer .....	B65D 81/3886 62/371
D354,202	S *	1/1995	Smith .....	D7/619.1
D393,003	S *	3/1998	Nichols .....	D19/59
D404,974	S *	2/1999	Kristinik .....	D7/608
D423,312	S *	4/2000	Hames .....	D8/38
6,357,253	B1 *	3/2002	Condy .....	B65D 81/3883 62/371
D629,259	S *	12/2010	Joy .....	D7/607
2008/0017654	A1 *	1/2008	Chu .....	B65D 81/3886 220/739
2009/0057257	A1 *	3/2009	Marcus .....	A61J 9/08 215/11.6

\* cited by examiner

*Primary Examiner* — Freda S Nunn

(74) *Attorney, Agent, or Firm* — Daniel N. Smith

(57) **CLAIM**

The ornamental design for a protective sleeve for covering a 12-ounce regular mouth mason jar, as shown and described.

**DESCRIPTION**

FIG. 1 is a top, isometric view of a protective sleeve for covering a 12-ounce regular mouth mason jar showing my new design;  
 FIG. 2 is a bottom isometric view thereof;  
 FIG. 3 is a front view thereof;  
 FIG. 4 is a rear view thereof;  
 FIG. 5 is a top view thereof; and,  
 FIG. 6 is a bottom view thereof.

**1 Claim, 6 Drawing Sheets**

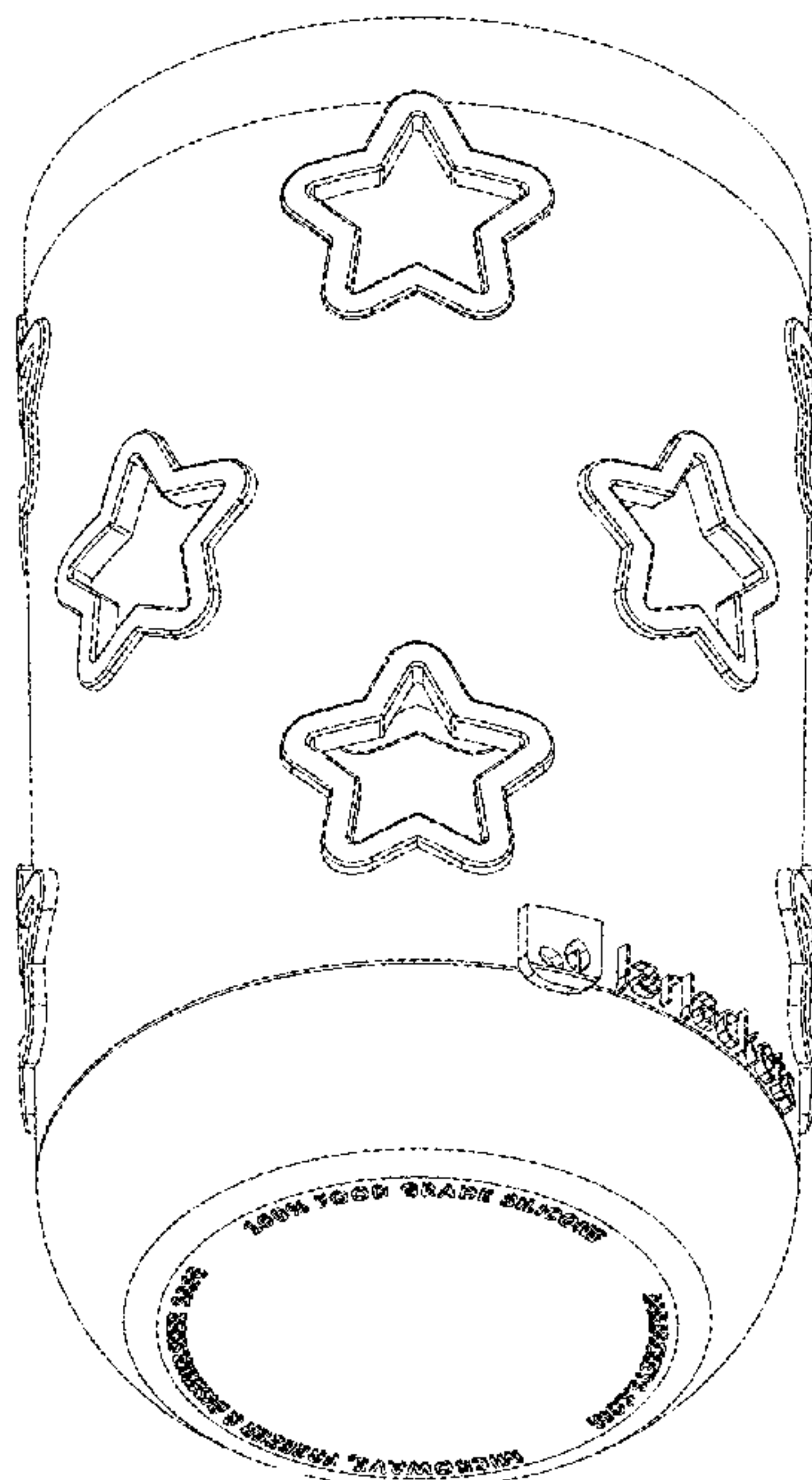


FIG. 1

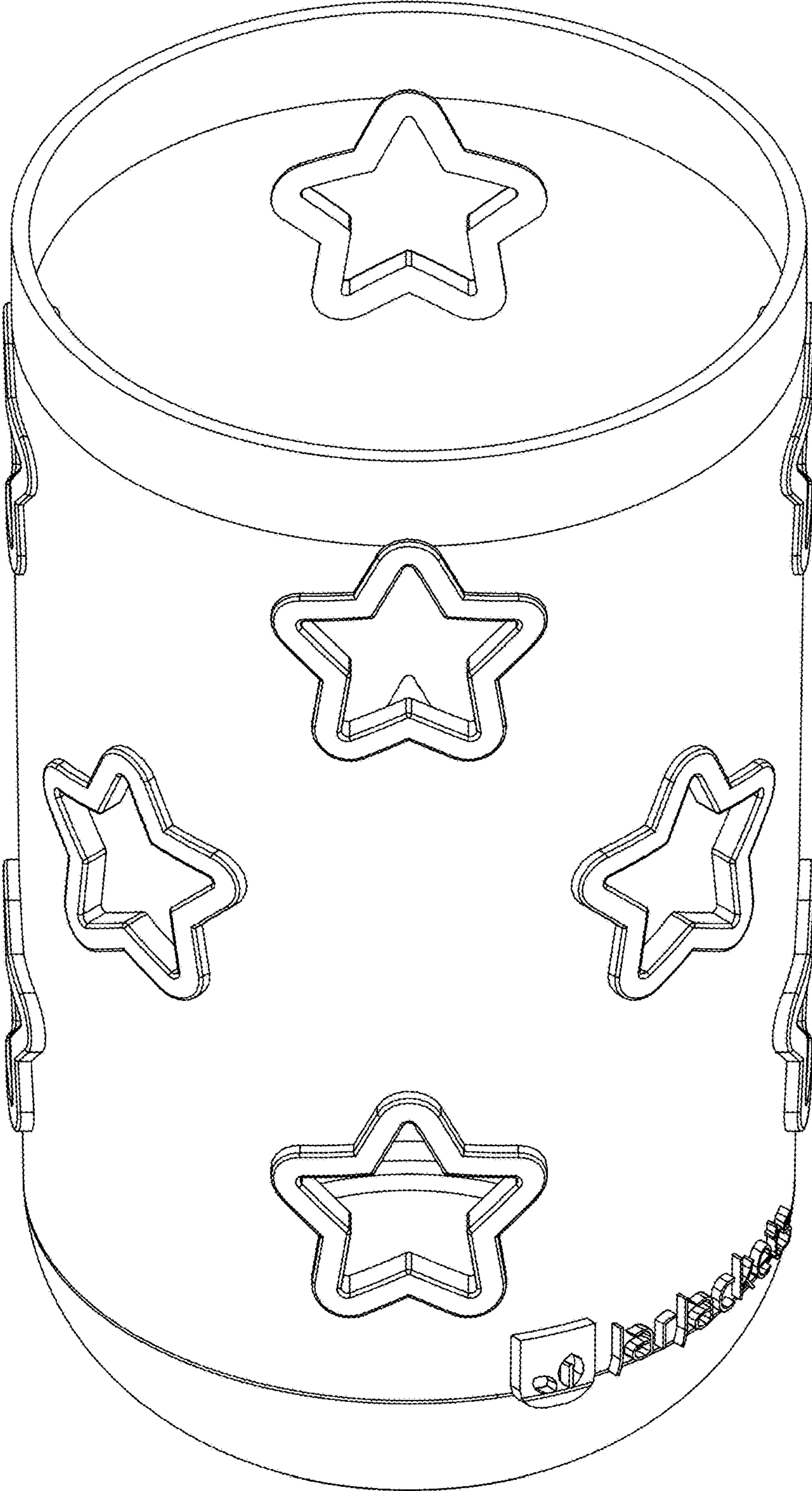


FIG. 2






FIG. 3




FIG. 4




FIG. 5

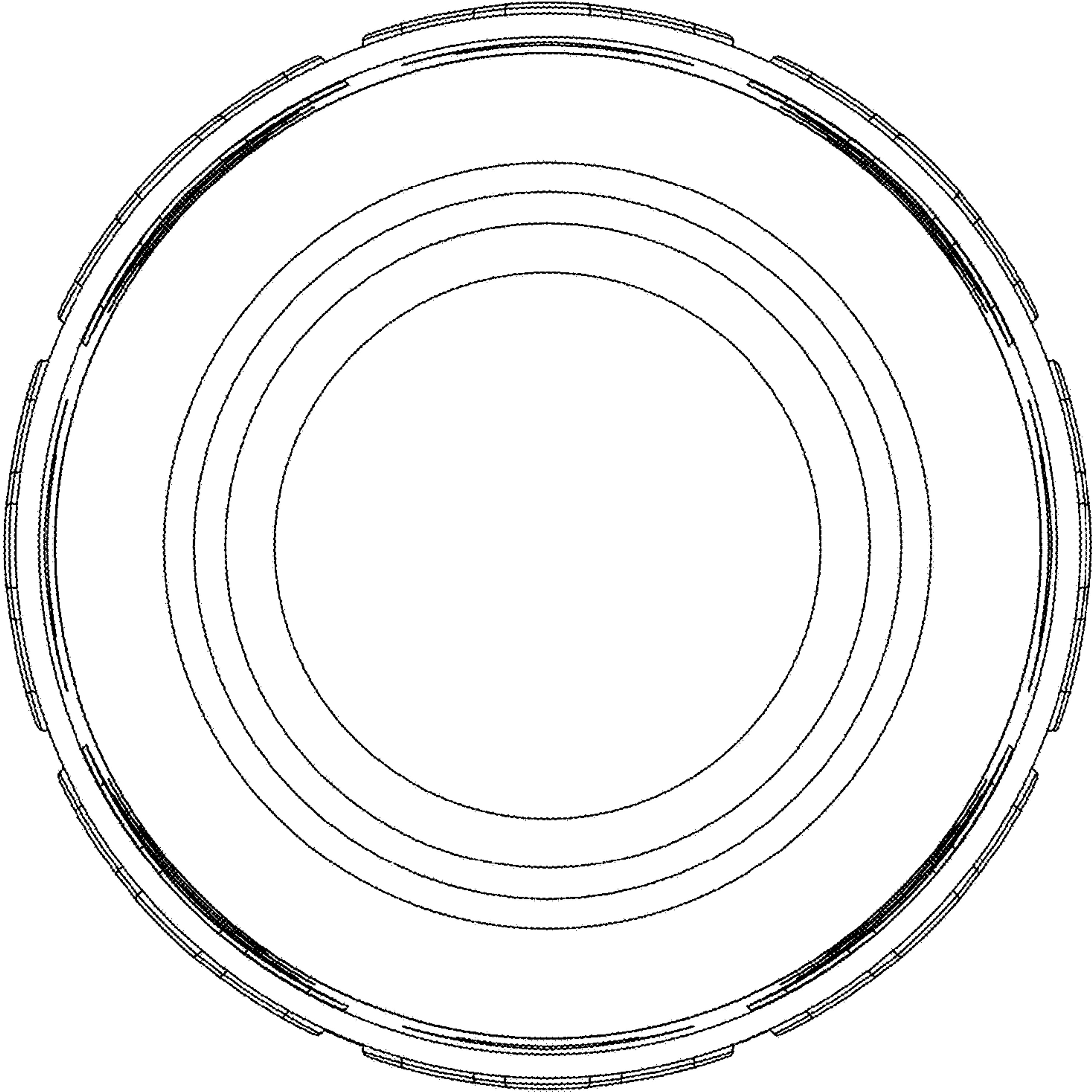


FIG. 6

