



US00D842033S

(12) **United States Design Patent** (10) **Patent No.:** **US D842,033 S**
Fischer (45) **Date of Patent:** **** Mar. 5, 2019**

(54) **HANDLE FOR A UTENSIL**
(71) Applicant: **Seth Fischer**, Northampton, MA (US)
(72) Inventor: **Seth Fischer**, Northampton, MA (US)
(**) Term: **15 Years**
(21) Appl. No.: **29/581,683**
(22) Filed: **Oct. 20, 2016**
(51) **LOC (11) Cl.** **07-03**
(52) **U.S. Cl.**
USPC **D7/401.2; D7/653; D7/654**
(58) **Field of Classification Search**
USPC D3/211; D6/598; D7/368, 401.2,
D7/642-645, 653-664, 669, 675-677,
D7/683, 688-689, 691; D8/38, 107,
D8/300-301; D21/650; D19/59, 62, 194;
D22/117-118
CPC ... A01D 9/02; A01D 9/04; A01D 9/06; A47G
21/00; A47G 21/004; A47G 21/005;
A47G 21/02; A47G 21/023; A47G 21/04;
A47G 21/06; A47G 21/08; A47J 43/28;
A47J 43/281; A47J 43/282; A61F 13/10;
A61J 7/0023; B25G 1/00; B25G 1/01;
B25G 1/02; B25G 3/00; B65D 75/56;
B65D 75/563; B65D 75/566; B67B 7/00;
B67B 7/724; B67B 7/73
See application file for complete search history.

(56) **References Cited**
U.S. PATENT DOCUMENTS
D409,037 S * 5/1999 Bear D21/650
D413,355 S * 8/1999 Cogliano D19/59
D417,122 S * 11/1999 Jagger D7/401.2
D438,056 S * 2/2001 Lai D7/401.2

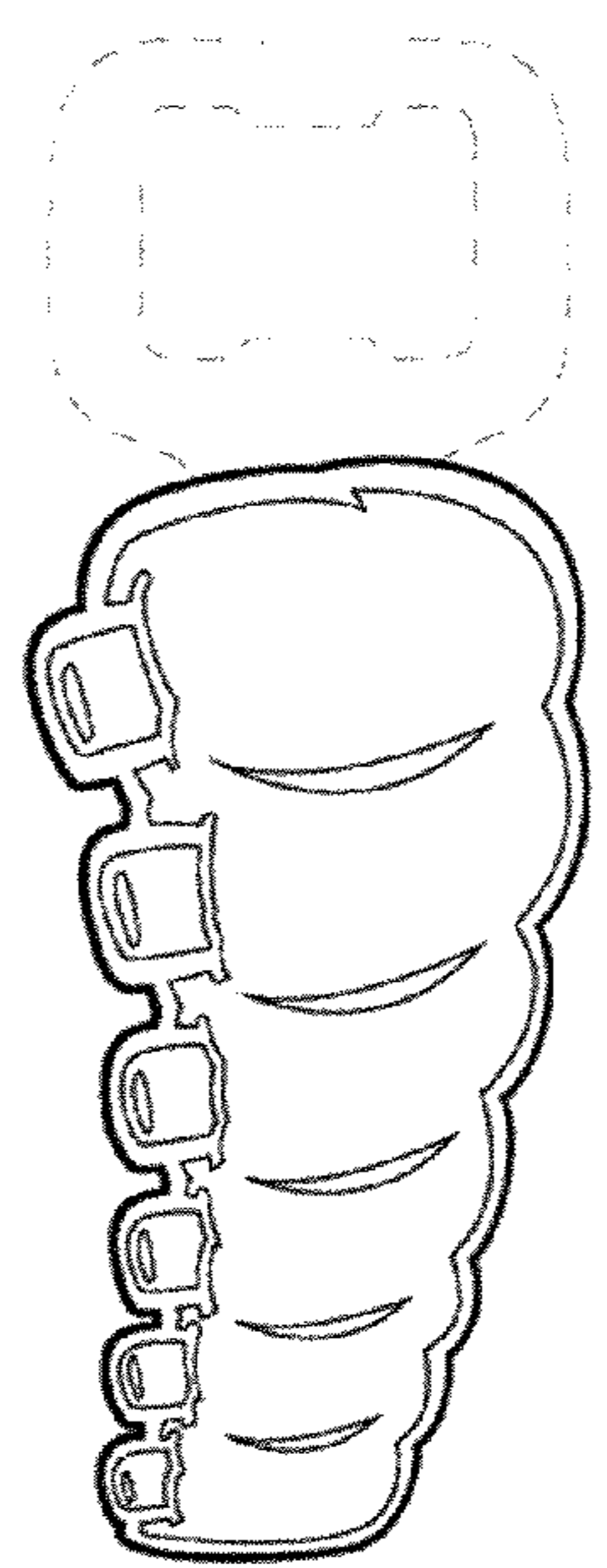
D439,624 S * 3/2001 Webb D21/650
D476,862 S * 7/2003 Jagger D7/645
D562,897 S * 2/2008 Ballinger D19/59
D596,235 S * 7/2009 Tsai D19/194
D633,350 S * 3/2011 Welch D8/18
D690,993 S * 10/2013 Im D7/401.2
D709,284 S * 7/2014 Bartholomew D3/211
D710,192 S * 8/2014 Halbur D21/650
D816,458 S * 5/2018 Fischer D8/107

* cited by examiner
Primary Examiner — Ricky Pham
(74) *Attorney, Agent, or Firm* — Hubert W. Pfabe

(57) **CLAIM**
I claim the ornamental design of a handle for a utensil, as shown and described.

DESCRIPTION
FIG. 1 shows a front view of the handle of the present disclosure, in an environment showing a bottle opener; FIG. 2 shows an alternate front view of the handle of FIG. 1, in an environment showing a bottle opener; FIG. 3 shows a back view of the handles of FIGS. 1 and 2, in an environment showing a bottle opener; FIG. 4 shows a side view of the handles of FIGS. 1 and 2, in an environment showing a bottle opener; FIG. 5 shows a bottom view of the handles of FIGS. 1 and 2, in an environment showing a bottle opener; FIG. 6 shows an isometric view of the handle of FIG. 1, in an environment showing a bottle opener; and, FIG. 7 shows an isometric view of the handle of FIG. 1. Portions of the structure shown in FIGS. 1 to 6 with broken lines represent exemplary environments in which the claimed design may be used and do not form part of the claimed design.

1 Claim, 2 Drawing Sheets






Fig. 1




Fig. 2




Fig. 3



Fig. 4



Fig. 5

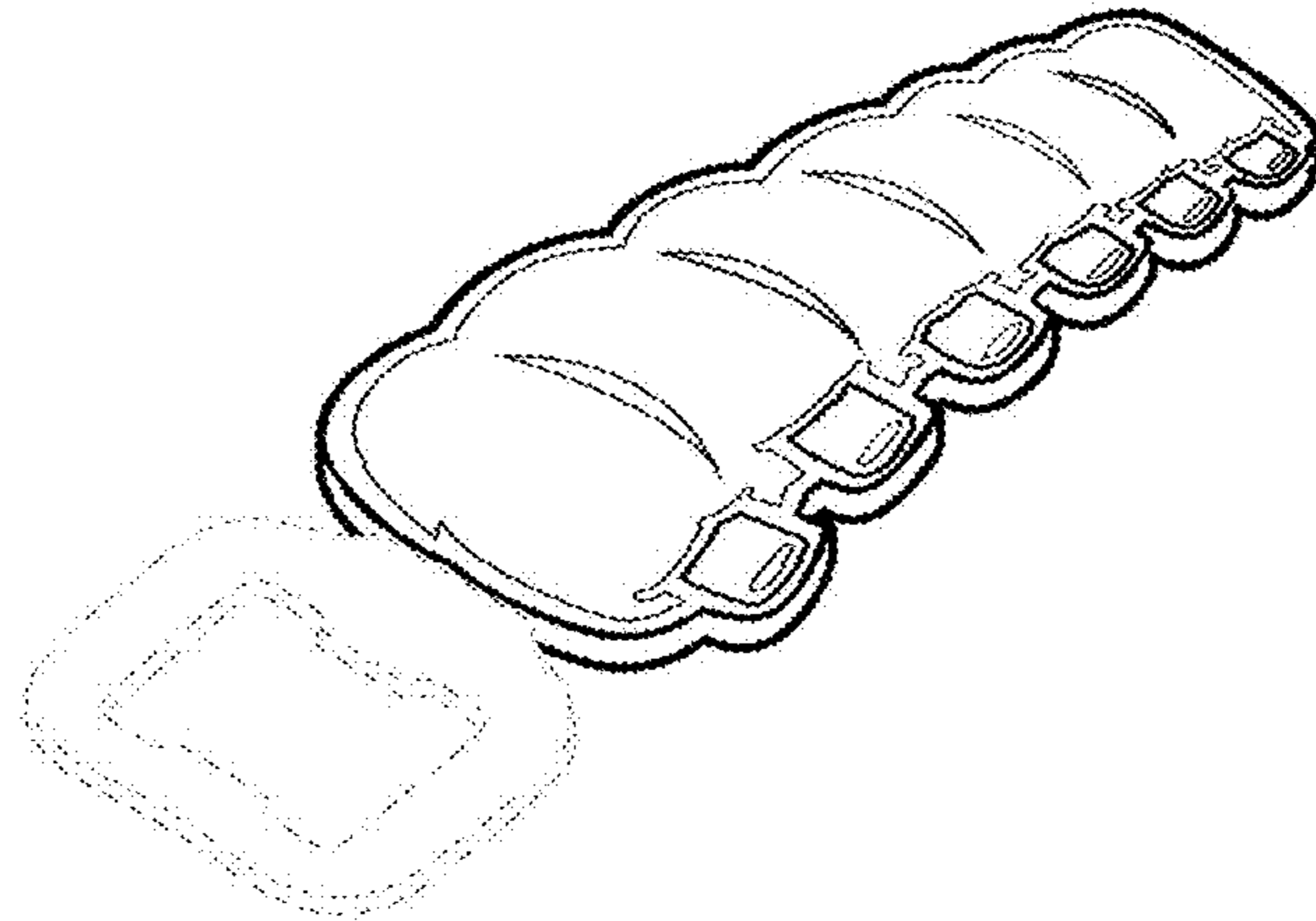


Fig. 6

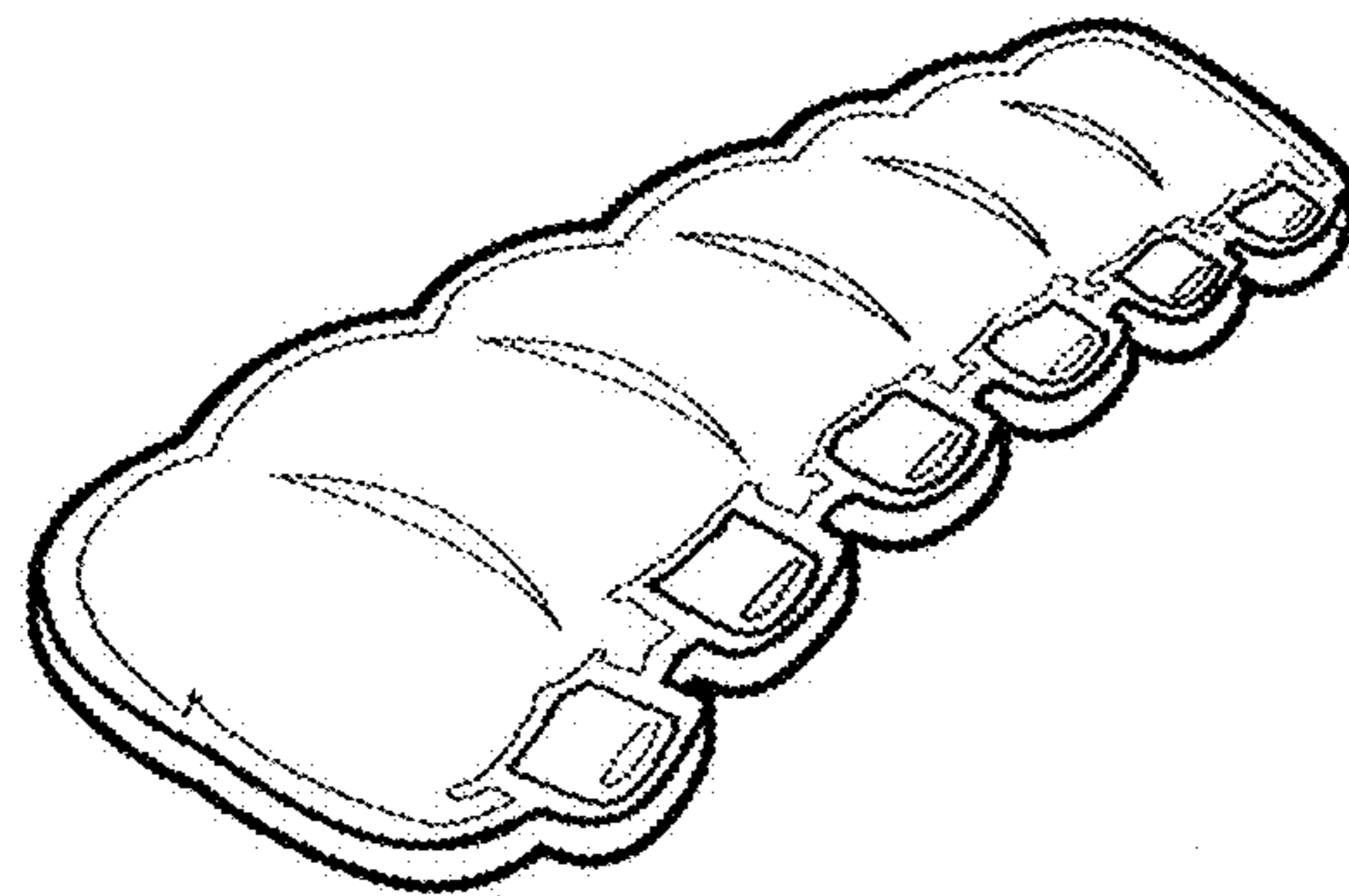


Fig. 7