



US00D842020S

(12) **United States Design Patent**
Augustyn

(10) **Patent No.:** **US D842,020 S**
(45) **Date of Patent:** **** Mar. 5, 2019**

- (54) **BOTTLE WARMER**
- (71) Applicant: **Joseph Stephen Augustyn**, Des Moines, WA (US)
- (72) Inventor: **Joseph Stephen Augustyn**, Des Moines, WA (US)
- (73) Assignee: **Joseph Stephen Augustyn**, Des Moines, WA (US)
- (**) Term: **15 Years**
- (21) Appl. No.: **29/635,551**
- (22) Filed: **Jan. 31, 2018**
- (51) **LOC (11) Cl.** **07-02**
- (52) **U.S. Cl.**
USPC **D7/326**
- (58) **Field of Classification Search**
USPC D7/323, 326-327, 368, 378-386, 601, D7/602, 605
CPC A01J 9/08; A23L 3/10; A47J 27/04; A47J 27/004; A47J 36/24; A47J 36/2411; A47J 36/2416; A47J 36/2427; A47J 36/2433; A47J 36/2438; A47J 39/00; A47J 39/006; A47J 41/00; A63H 33/30; H05B 3/0004
See application file for complete search history.

(56) **References Cited**

U.S. PATENT DOCUMENTS

- 2,843,719 A * 7/1958 Smith A47J 36/2433 219/429
- 3,804,076 A * 4/1974 Fant A47J 36/2427 126/261
- 3,805,440 A * 4/1974 Becker A63H 33/30 446/418
- D394,581 S * 5/1998 Paris D7/326

- D448,236 S * 9/2001 Murray A47J 36/2433 D7/326
- 6,427,863 B1 * 8/2002 Nichols A47J 39/00 220/23.86
- 6,703,590 B1 * 3/2004 Holley, Jr. A47J 36/2433 126/265
- D499,603 S * 12/2004 Nikkhah D7/378
- D603,215 S * 11/2009 Hollinger A63H 33/30 D7/378
- 8,256,411 B2 * 9/2012 Christy A47J 36/2411 126/263.01
- D782,866 S * 4/2017 Suess A47J 36/2433 D7/376
- D793,803 S * 8/2017 Patel A47J 36/2433 D7/376
- 9,782,036 B2 * 10/2017 Alexander A47J 36/2433

* cited by examiner

Primary Examiner — Ricky Pham

(74) *Attorney, Agent, or Firm* — Schwabe, Williamson & Wyatt, P.C.

(57) **CLAIM**

I claim the ornamental design for a bottle warmer, as shown and described.

DESCRIPTION

FIG. 1 is a perspective view of a bottle warmer, showing my new design;

FIG. 2 is a front view thereof;

FIG. 3 is a back view thereof;

FIG. 4 is a left side view thereof;

FIG. 5 is a right side view thereof;

FIG. 6 is a top view thereof, with the bottle removed; and,

FIG. 7 is a perspective view thereof, with the bottle removed.

The dashed lines are included for illustrating environmental structure and form no part of the claimed design.

1 Claim, 4 Drawing Sheets






FIG. 1




FIG. 2




FIG. 3




FIG. 4




FIG. 5

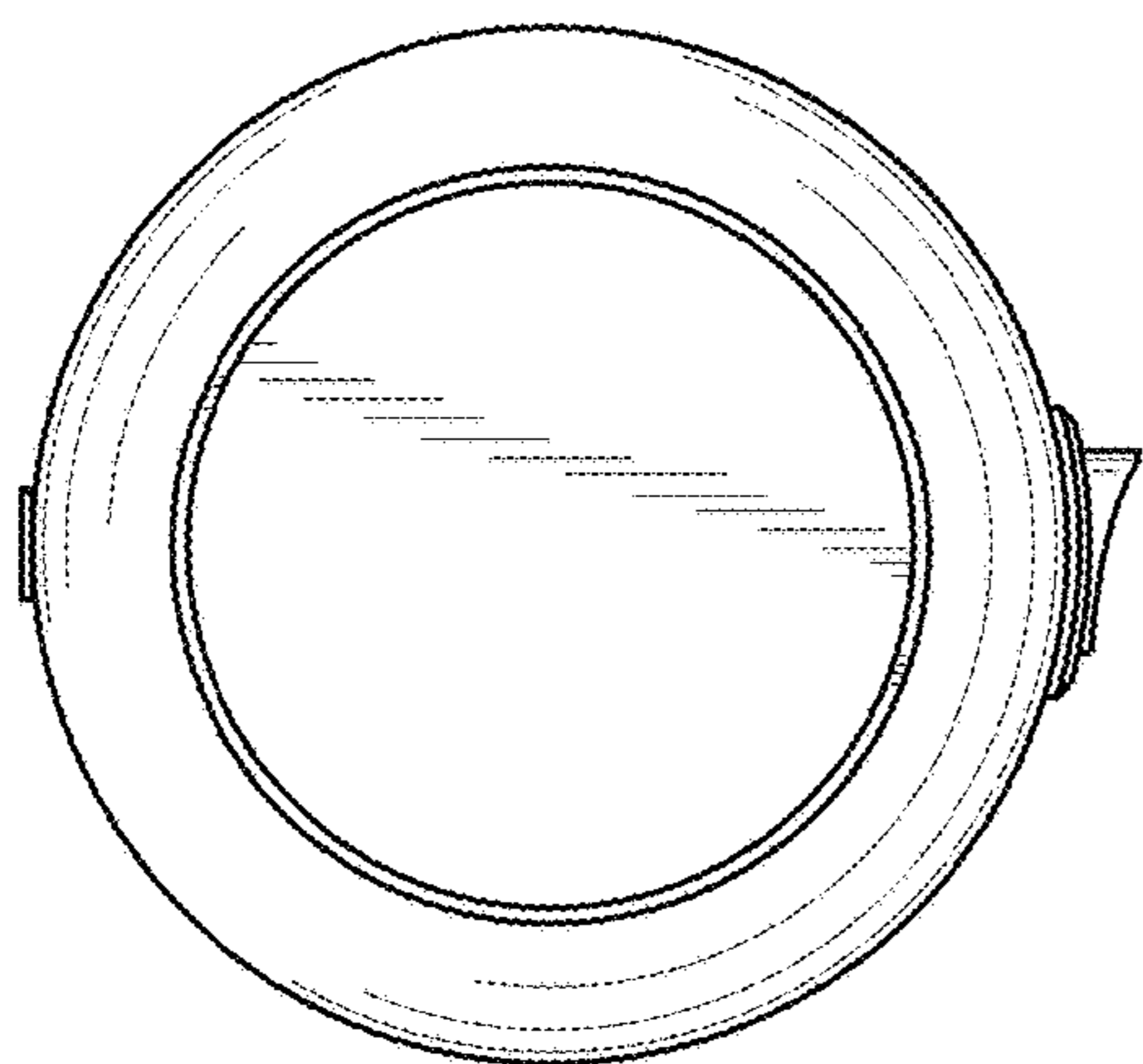


FIG. 6




FIG. 7