



US00D842013S

(12) **United States Design Patent**
Meherin

(10) **Patent No.:** **US D842,013 S**
(45) **Date of Patent:** **** Mar. 5, 2019**

(54) **DEPLOYABLE MERCHANDISE DISPLAY UNIT**

(71) Applicant: **CONSOLIDATED SERVICES CONTAINER & DISPLAY, INC.,**
Rancho Cucamonga, CA (US)

(72) Inventor: **G. Scott Meherin**, Moorpark, CA (US)

(73) Assignee: **CONSOLIDATED SERVICES CONTAINER & DISPLAY, INC.,**
Rancho Cucamonga, CA (US)

(**) Term: **15 Years**

(21) Appl. No.: **29/621,828**

(22) Filed: **Oct. 11, 2017**

(51) **LOC (11) Cl.** **06-06**

(52) **U.S. Cl.**
USPC **D6/675.4**

(58) **Field of Classification Search**
USPC D7/589–590, 601; D6/672–673, 675, D6/675.4
CPC .. A47F 1/00; A47F 5/0018; A47F 5/10; A47F 7/00; A47F 7/0042; A47B 81/00
See application file for complete search history.

(56) **References Cited**

U.S. PATENT DOCUMENTS

- 1,932,429 A * 10/1933 Wellman B65D 5/18
229/112
- 2,078,018 A * 4/1937 Powell B65D 5/5213
206/756
- D270,756 S * 9/1983 Brown D23/410
- D364,513 S * 11/1995 Andrews D19/90
- 5,531,517 A * 7/1996 Alpen A47F 3/004
312/111
- 5,573,117 A * 11/1996 Adams B65D 77/0413
206/449
- 5,979,662 A 11/1999 Green
- 6,050,420 A 4/2000 Green

- 6,152,305 A 11/2000 Green
- D452,820 S * 1/2002 Hacker D9/456
- 6,367,632 B1 4/2002 Green
- 6,427,842 B1 8/2002 Green
- D629,556 S * 12/2010 Alter D26/118
- 7,861,865 B2 1/2011 Green
- 7,959,007 B1 * 6/2011 Ballentine B65D 77/0413
206/736
- D700,070 S * 2/2014 Markovic D9/431
- D704,481 S * 5/2014 Gaschy D6/673

(Continued)

Primary Examiner — Kelley A Donnelly

(74) *Attorney, Agent, or Firm* — Stetina Brunda Garred and Brucker

(57) **CLAIM**

The ornamental design for a deployable merchandise display unit, as shown and described.

DESCRIPTION

FIG. 1 is an upper perspective view of the deployable merchandise display unit of the present invention showing my new design;

FIG. 2 is a front elevational view of the deployable merchandise display unit;

FIG. 3 is a top view of the deployable merchandise display unit;

FIG. 4 is a bottom view of the deployable merchandise display unit;

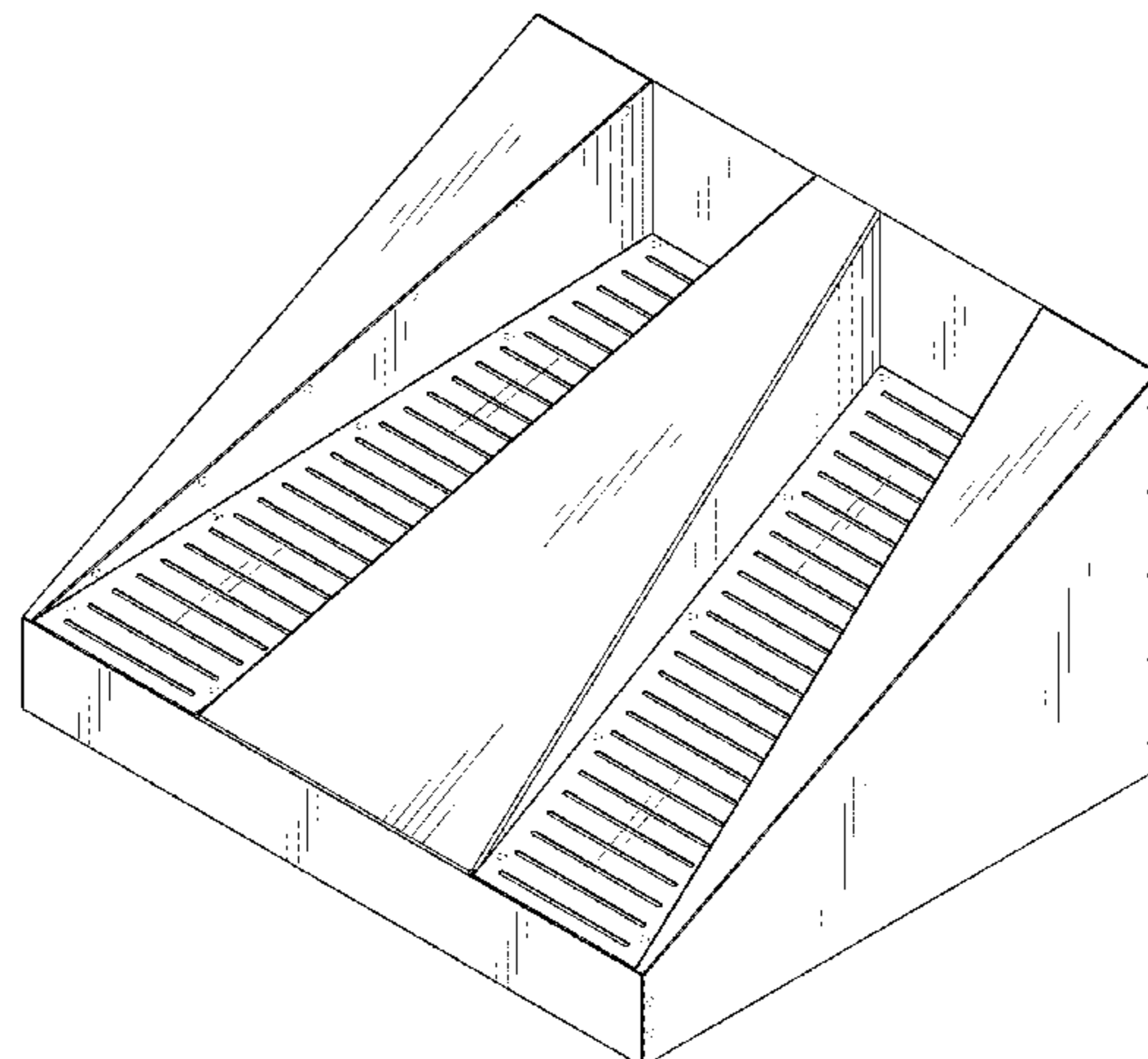
FIG. 5 is a first side view of the deployable merchandise display unit;

FIG. 6 is a second side view of the deployable merchandise display unit, the second end view being opposite the first end view; and,

FIG. 7 is a rear view of the deployable merchandise display unit.

The broken lines in the drawings illustrate portions of the deployable merchandise display unit that form no part of the claimed design.

1 Claim, 6 Drawing Sheets



(56)

References Cited

U.S. PATENT DOCUMENTS

D761,602 S * 7/2016 Standlee D6/682.4
D781,625 S * 3/2017 Poniatowski D6/683
D801,085 S * 10/2017 Moriniere D6/671.4
D815,471 S * 4/2018 Radford D6/675.4
2010/0147738 A1 6/2010 Green

* cited by examiner

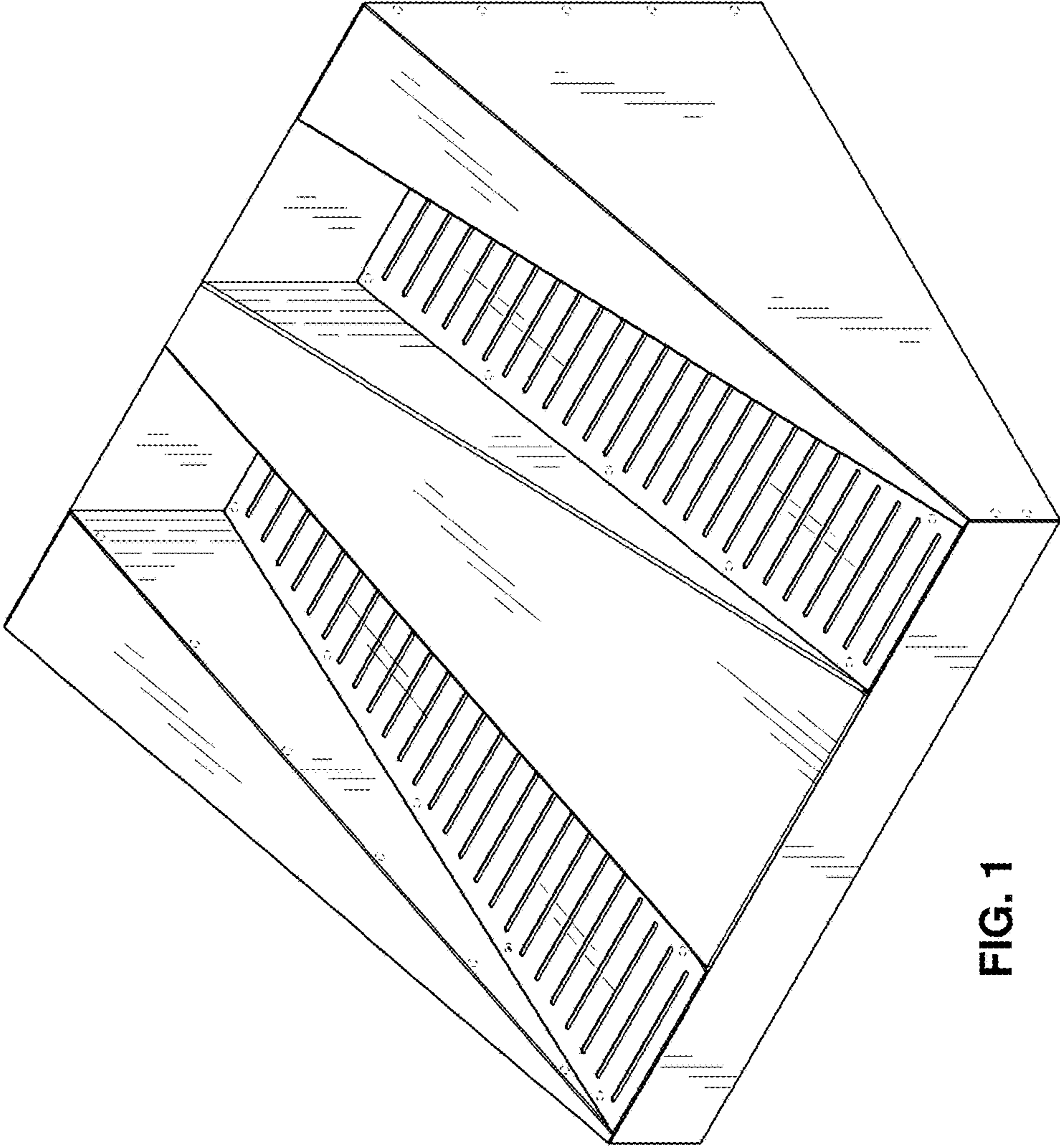


FIG. 1

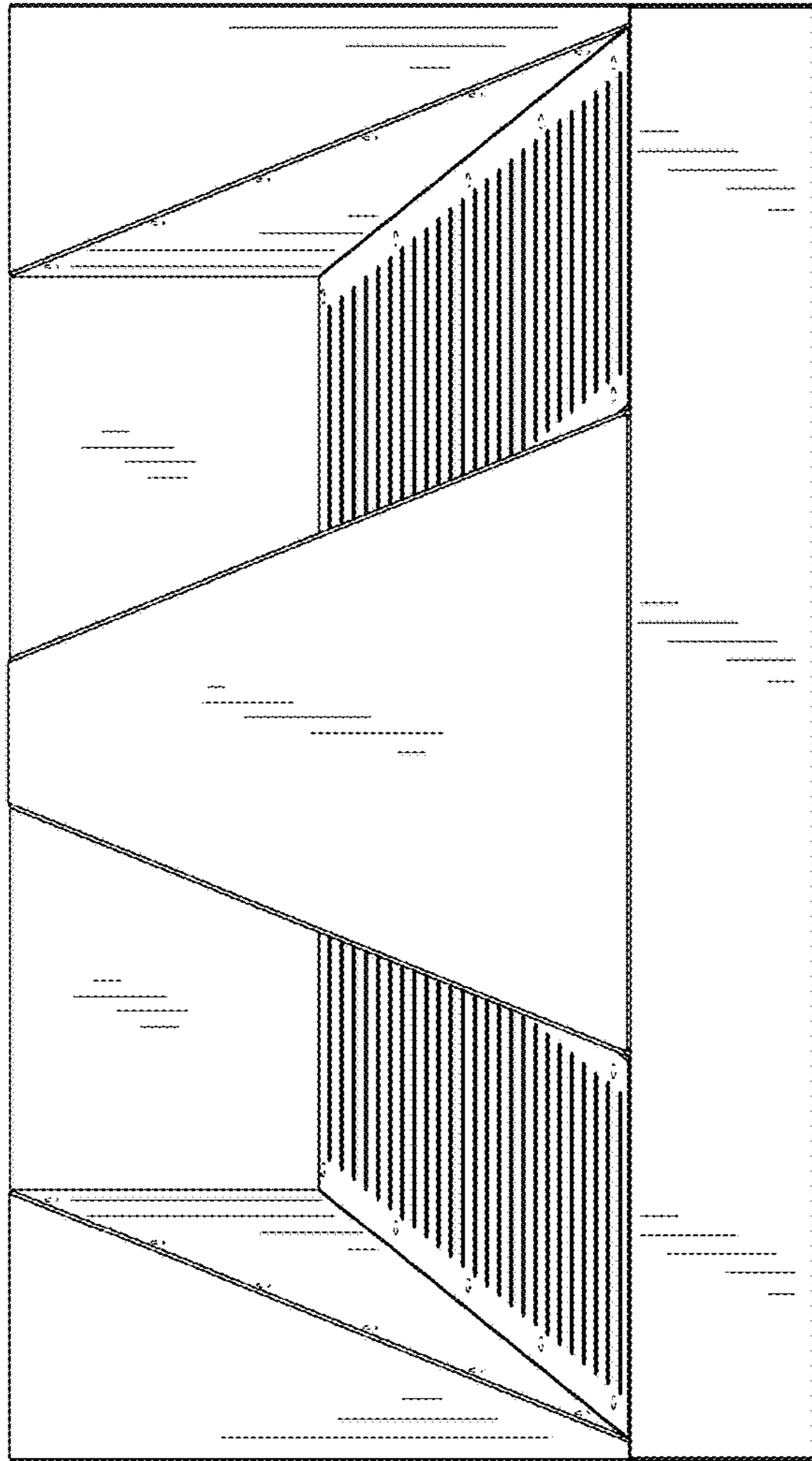


FIG. 2

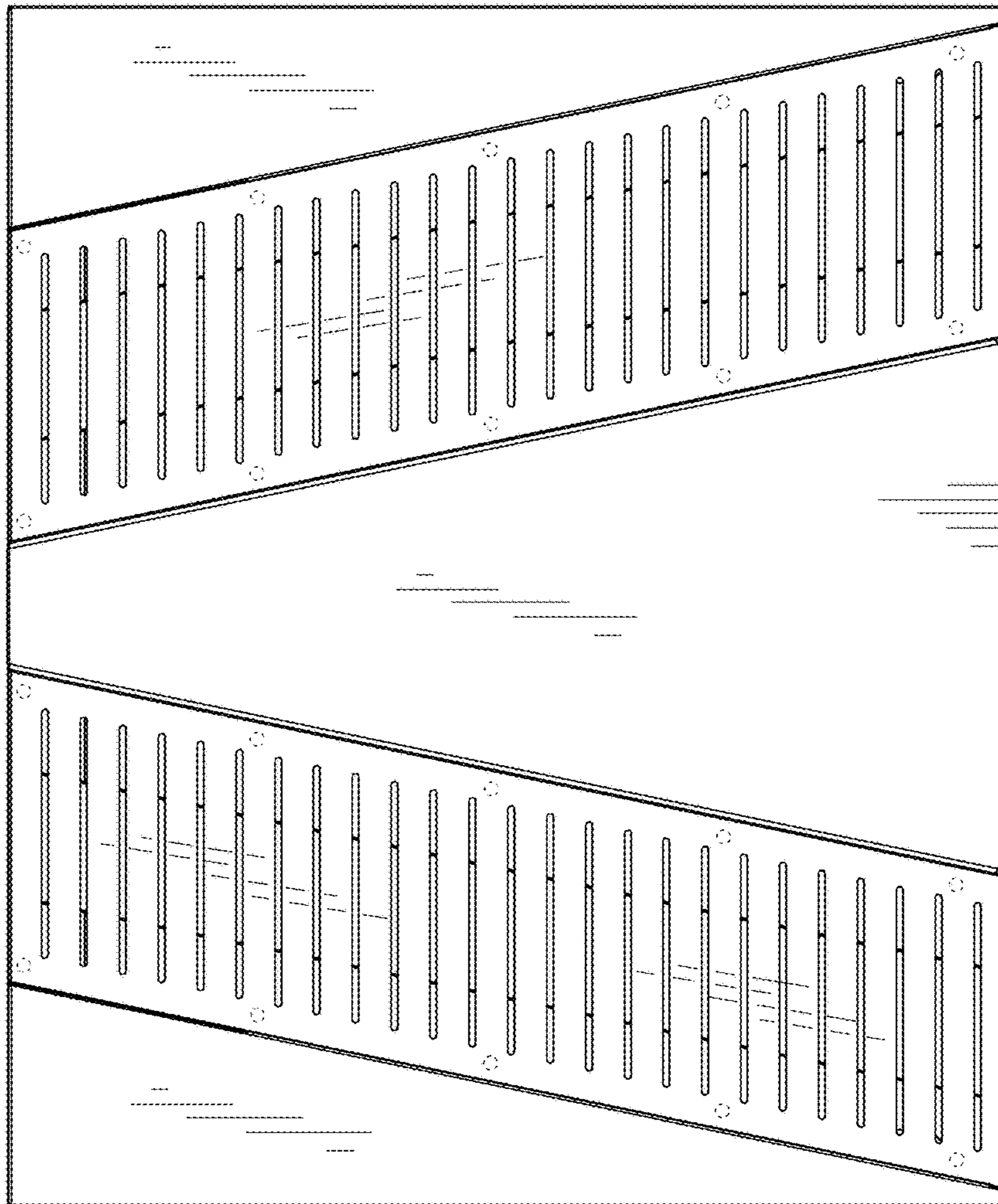


FIG. 3

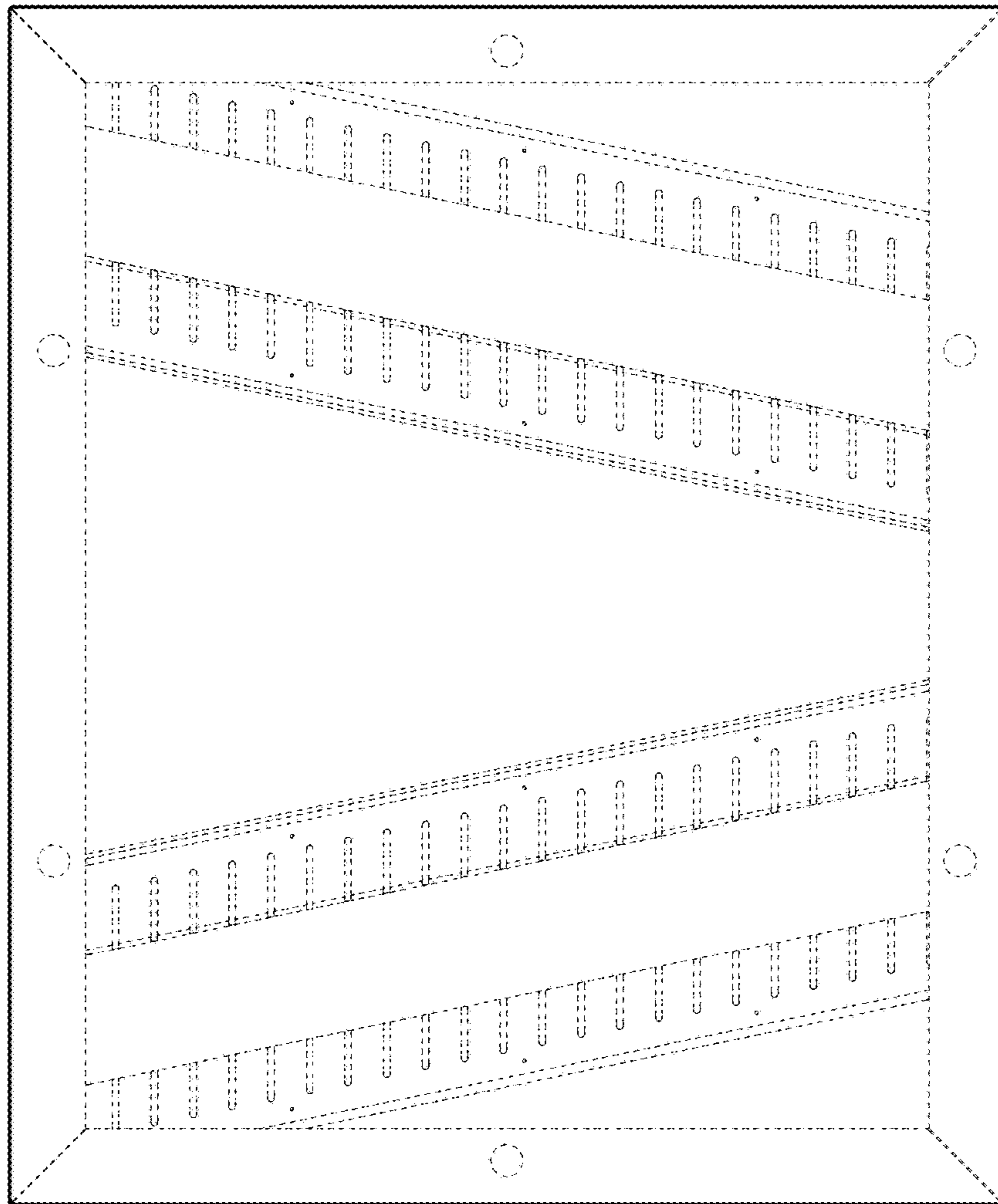


FIG. 4

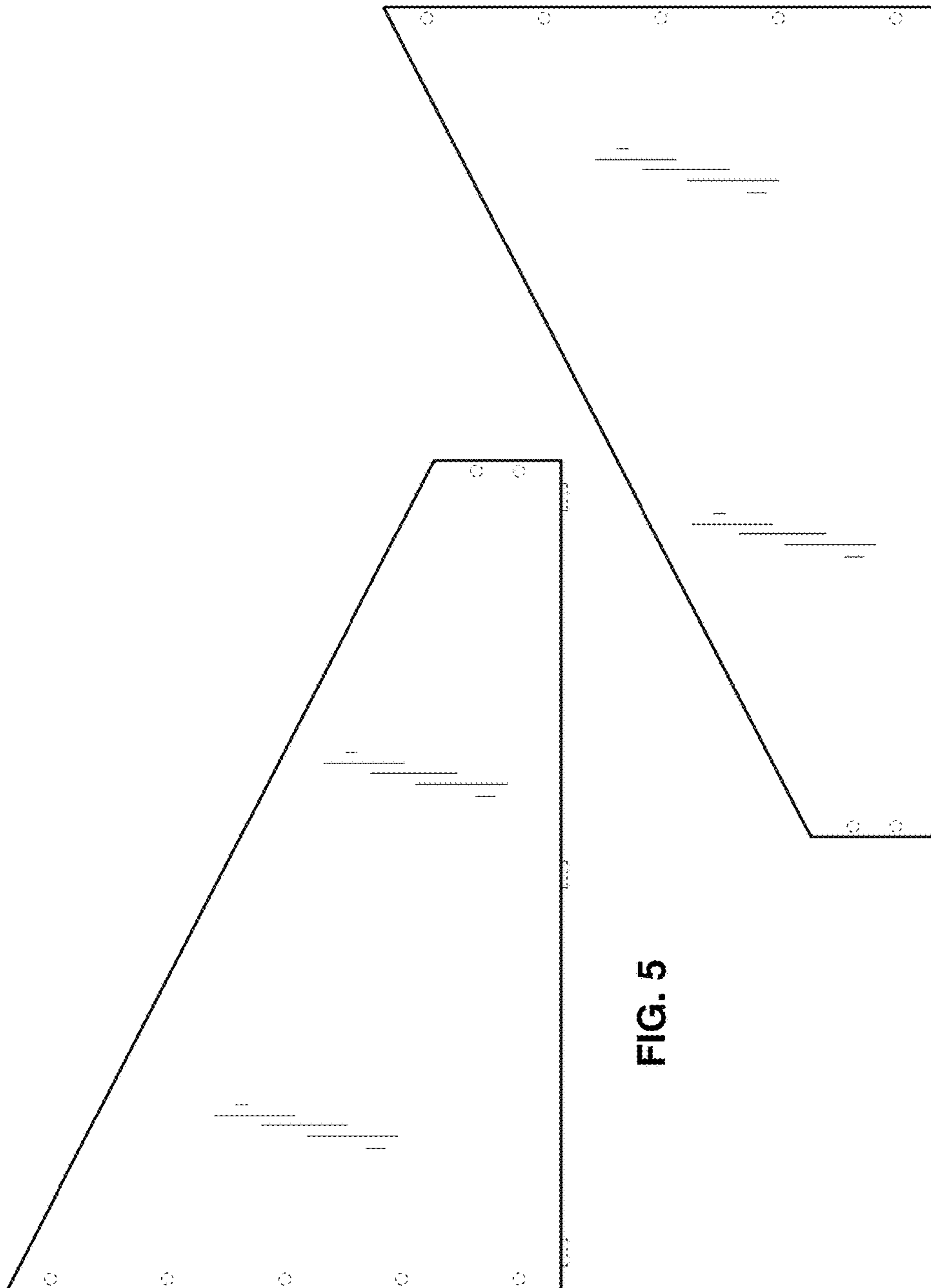


FIG. 5

FIG. 6

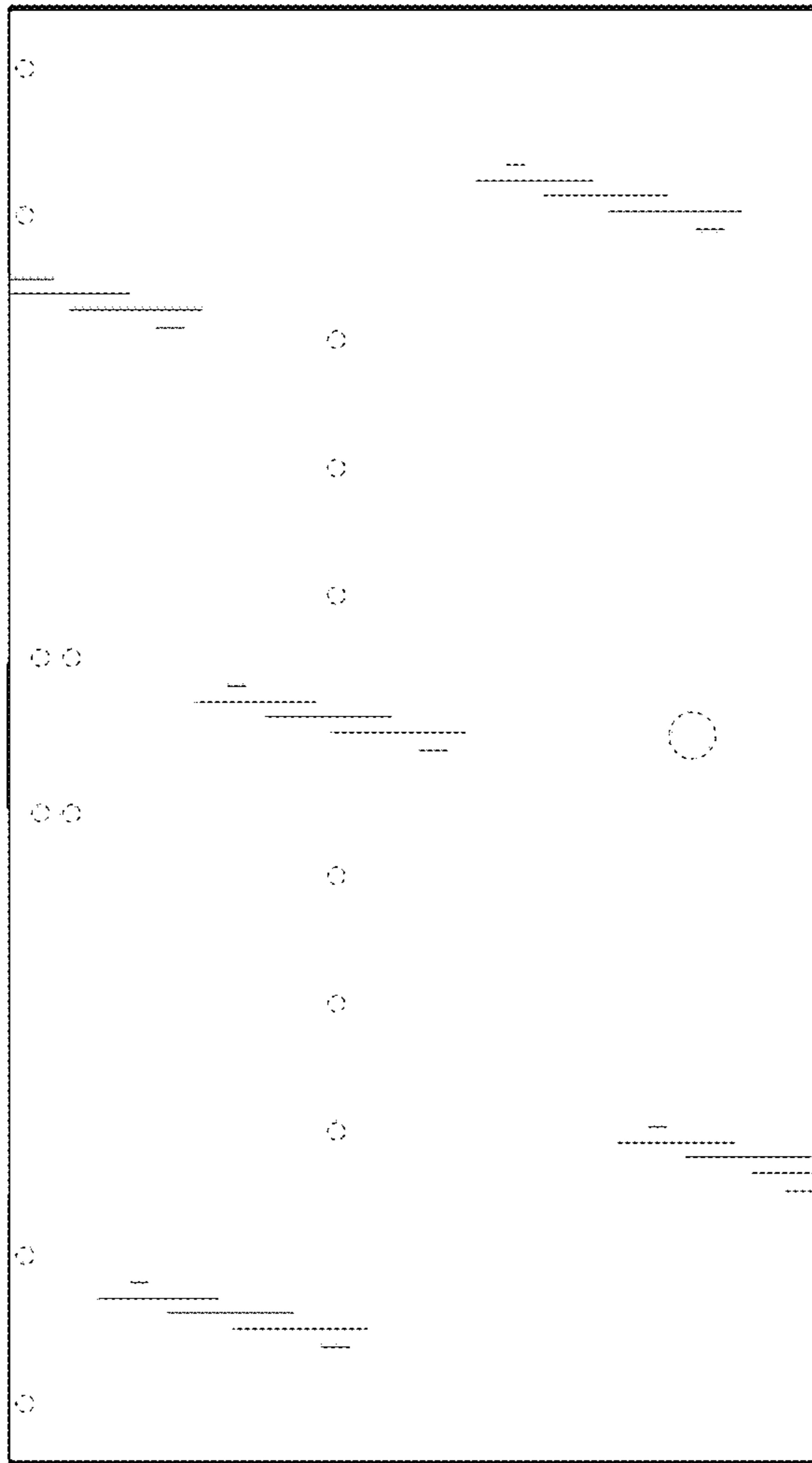


FIG. 7