

US00D842005S

(12) **United States Design Patent** (10) **Patent No.:** **US D842,005 S**
Tsai (45) **Date of Patent:** **** Mar. 5, 2019**

(54) **WALL MOUNTED ORGANIZER**
(71) Applicant: **Tsung-Yu Tsai**, Changhua (TW)
(72) Inventor: **Tsung-Yu Tsai**, Changhua (TW)
(**) Term: **15 Years**
(21) Appl. No.: **29/642,208**
(22) Filed: **Mar. 28, 2018**
(51) **LOC (11) Cl.** **06-06**
(52) **U.S. Cl.**
USPC **D6/566; D19/90**
(58) **Field of Classification Search**
USPC D6/566, 524, 536, 537, 540, 553, 567,
D6/570, 571, 574, 683.1; 211/10, 11,
211/13.1, 42, 45, 50, 85.3, 86.01, 87.01,
211/88.01, 90.01, 90.03, 106, 134, 153,
211/181.1, 188, 126.1; 108/91-93, 107,
108/144.11, 149; D3/304-306;
D19/75-77, 78-80, 86, 87, 89-92;
206/215, 425, 556, 557; D7/409, 601
CPC A47F 7/146; A47F 5/103; A47G 29/00;
A47J 47/16; A47K 10/04; B62H 3/12;
A47B 96/028; A47B 96/067
See application file for complete search history.

6,357,608 B1 * 3/2002 Timm A47B 57/10
108/152
D493,289 S * 7/2004 Klein D6/320
D507,137 S * 7/2005 Klein D6/514
D514,355 S * 2/2006 Cowan D6/570
D649,819 S * 12/2011 Malik D6/513
8,636,156 B2 * 1/2014 Malik A47B 57/04
211/106
D707,978 S * 7/2014 Ruiz D6/320
D723,295 S * 3/2015 Ruiz D6/320
D756,457 S * 5/2016 Tsai D19/90
D757,176 S * 5/2016 Tsai D19/92

(Continued)

OTHER PUBLICATIONS

Amazon.com, Easepres File Organizer Mesh 5-Tier Black Hanging File Organizer Vertical Holder Rack for Office Home, Apr. 13, 2017, <https://www.amazon.com/Easepres-Organizer-5-Tier-Hanging-Vertical/dp/B06ZYXVYJK/>.*

Primary Examiner — David G Muller
Assistant Examiner — Nathan M Johnston
(74) *Attorney, Agent, or Firm* — Muncy, Geissler, Olds & Lowe, P.C.

(57) **CLAIM**

The ornamental design for a wall mounted organizer, as shown and described.

DESCRIPTION

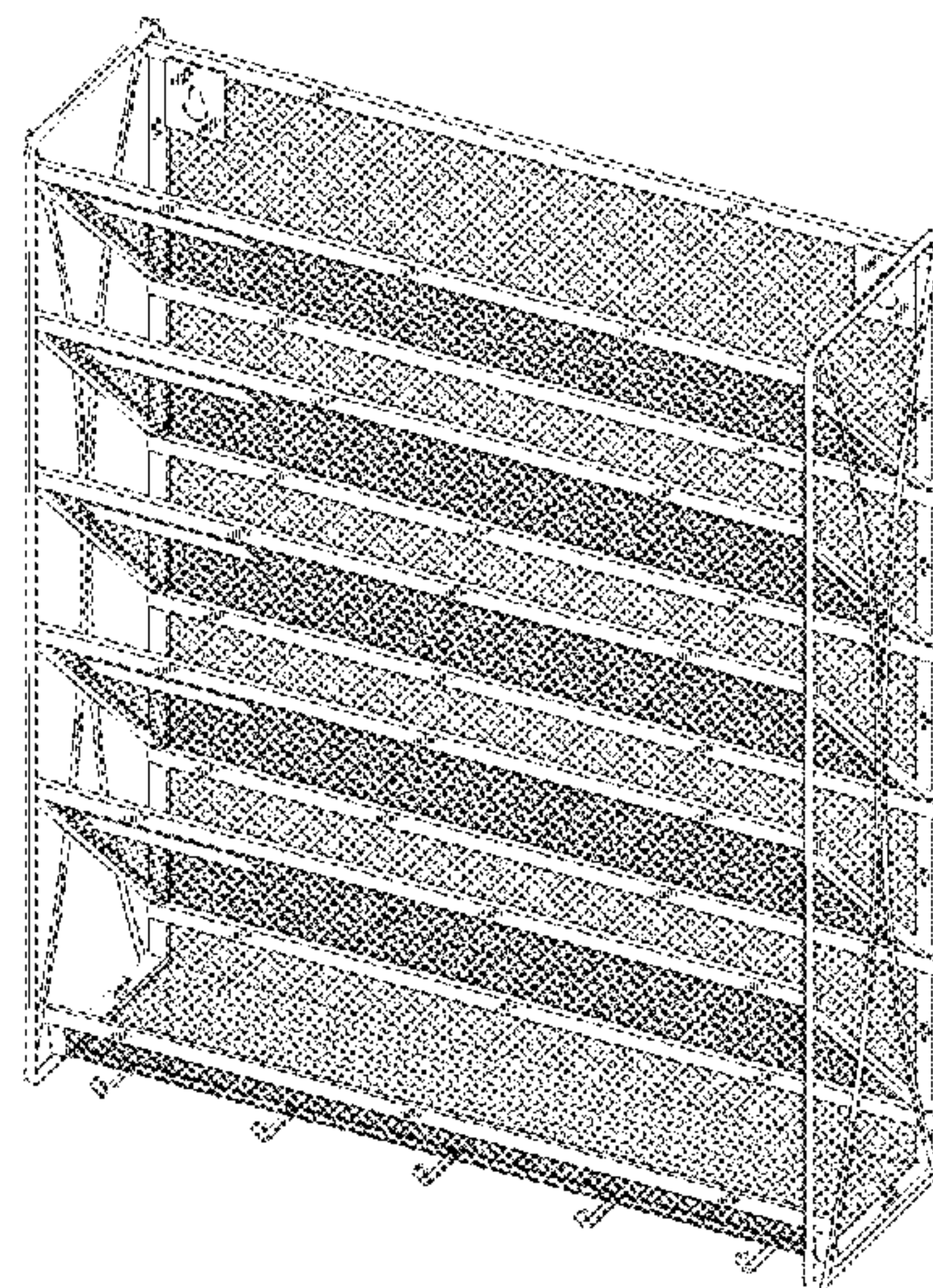
FIG. 1 is a perspective view of a wall mounted organizer, showing the new design;
FIG. 2 is a front elevational view thereof;
FIG. 3 is a rear elevational view thereof;
FIG. 4 is a left side elevational view thereof;
FIG. 5 is a right side elevational view thereof;
FIG. 6 is a top plan view thereof; and,
FIG. 7 is a bottom plan view thereof.
The broken lines show portions of the design that form no part of the claimed design.

1 Claim, 6 Drawing Sheets

(56) **References Cited**

U.S. PATENT DOCUMENTS

5,016,760 A * 5/1991 Mayo A47F 7/146
211/55
D340,156 S * 10/1993 Bonazza D6/683.1
D382,434 S * 8/1997 Klein D6/315
5,823,359 A * 10/1998 Harris B42F 7/10
211/11
D401,627 S * 11/1998 Markelz D19/78
D419,349 S * 1/2000 Klein D6/548
6,092,672 A * 7/2000 Harris B42F 7/12
211/11
6,170,674 B1 * 1/2001 Caterinacci A47F 7/0042
211/41.1



(56)

References Cited

U.S. PATENT DOCUMENTS

D758,487 S *	6/2016	Tsai	D19/90
D769,022 S *	10/2016	Tsai	D6/566
D769,023 S *	10/2016	Tsai	D6/566
D782,833 S *	4/2017	Klein	D6/320
D798,067 S *	9/2017	Felsenthal	D6/320
2009/0026161 A1 *	1/2009	Scriba	A47F 5/0018 211/144
2011/0120966 A1 *	5/2011	Salzstein	A47F 5/137 211/149
2012/0000872 A1 *	1/2012	Troyner	A47B 47/021 211/150

* cited by examiner

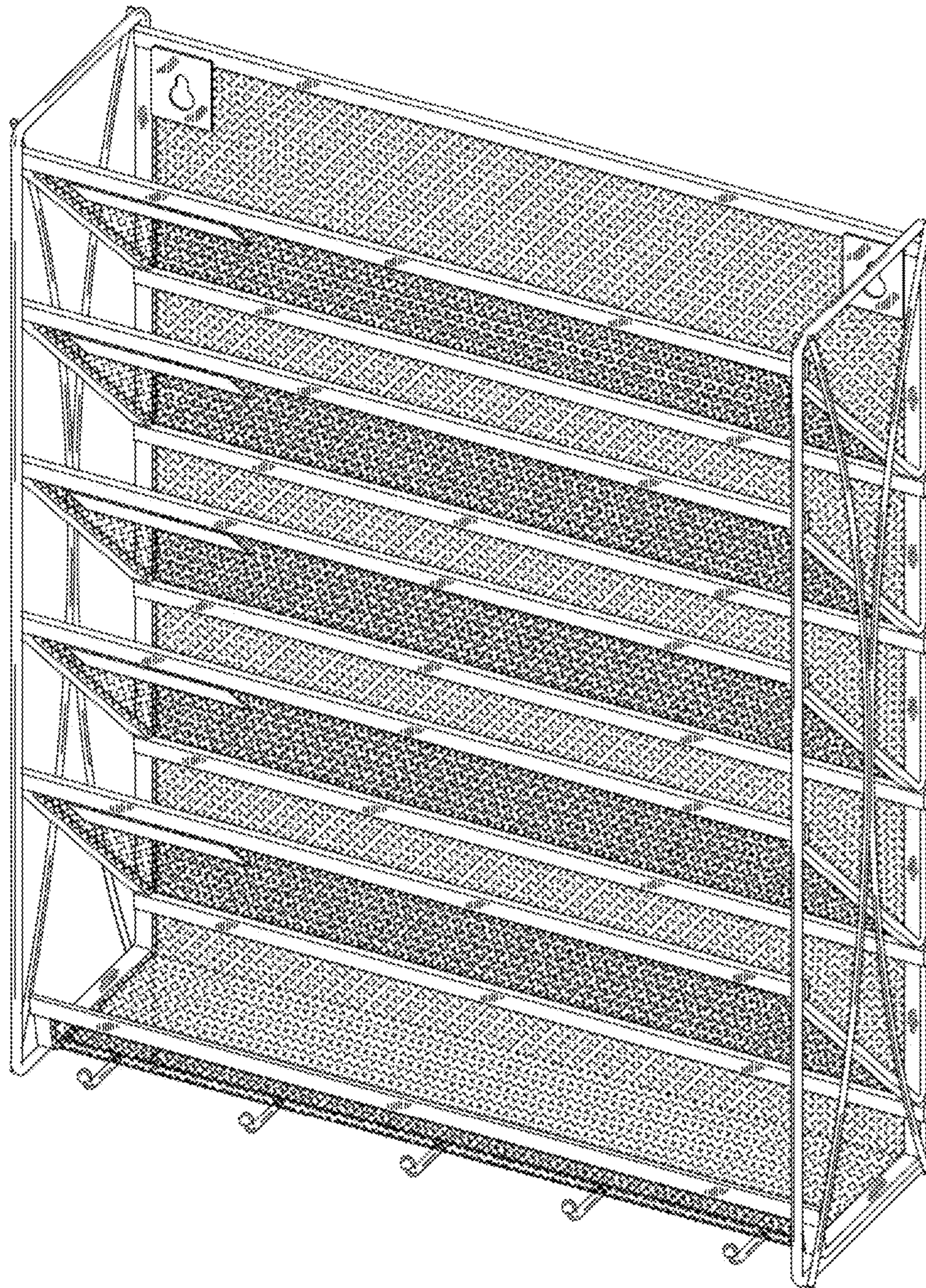


FIG. 1




FIG. 2

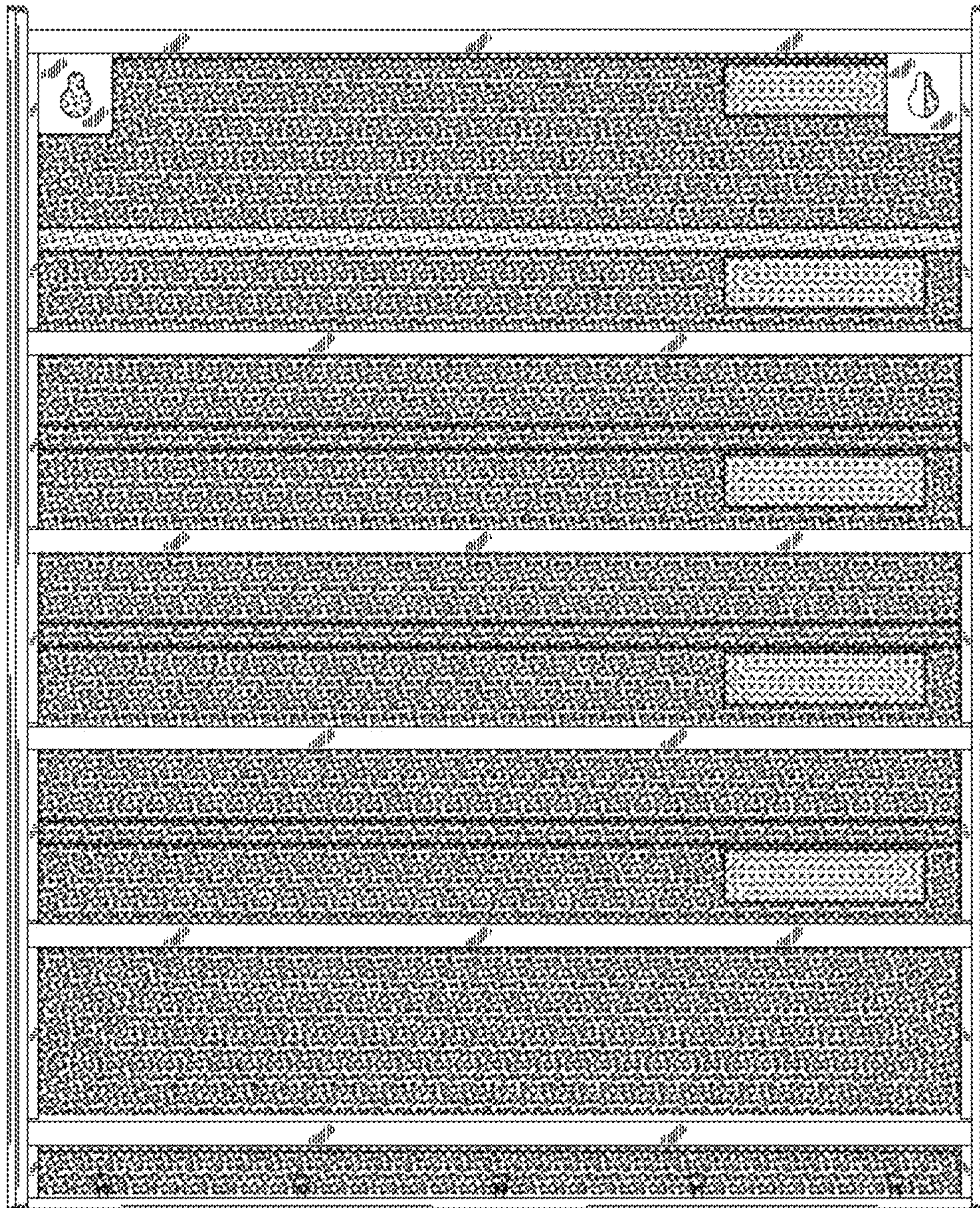


FIG. 3

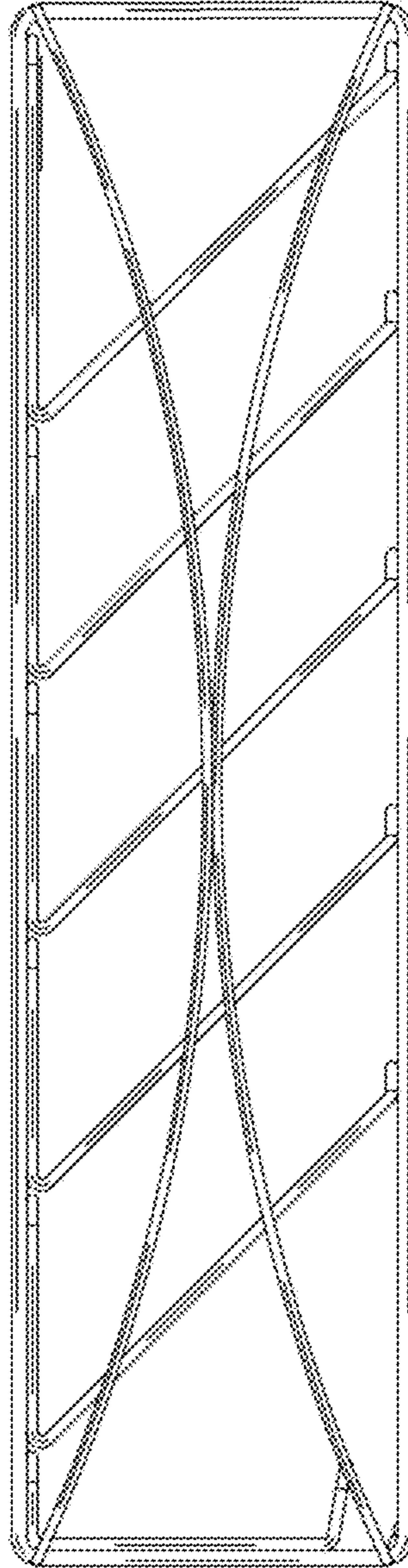


FIG. 4

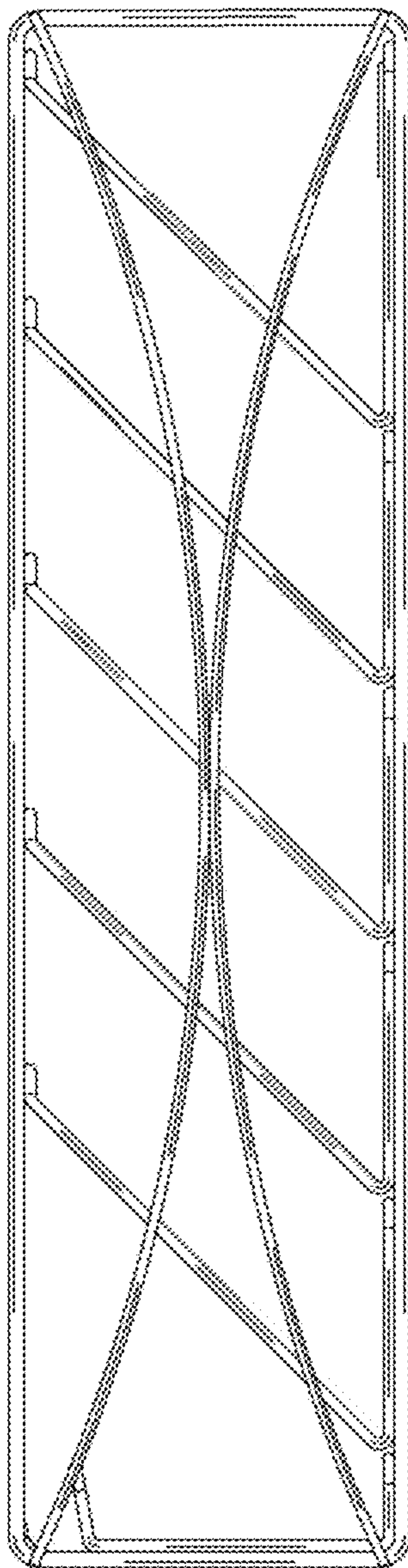


FIG. 5




FIG. 6

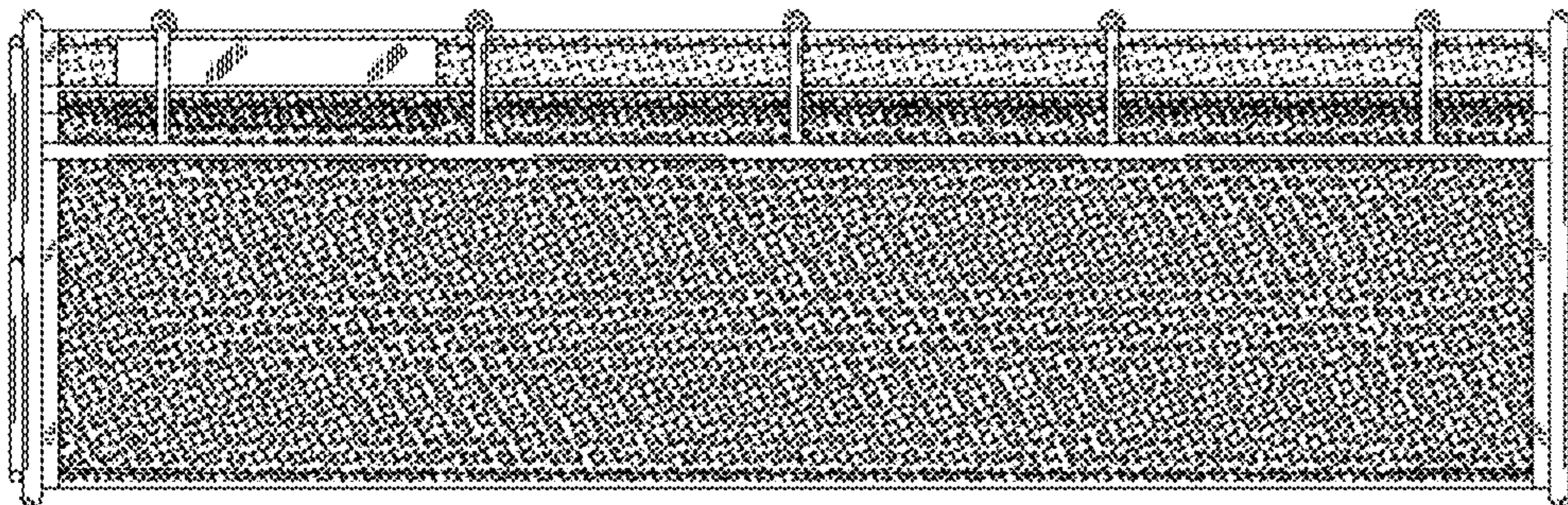


FIG. 7