



US00D842002S

(12) **United States Design Patent**  
**Ryan**

(10) **Patent No.:** **US D842,002 S**  
(45) **Date of Patent:** **\*\* Mar. 5, 2019**

- (54) **BARREL PLANT STAND**
- (71) Applicant: **Classic Home & Garden, LLC**,  
Monroe, CT (US)
- (72) Inventor: **Fred Joseph Ryan**, Monroe, CT (US)
- (73) Assignee: **Classic Home & Garden, LLC**,  
Monroe, CT (US)
- (\*\*) Term: **15 Years**
- (21) Appl. No.: **29/586,228**
- (22) Filed: **Dec. 1, 2016**
- (51) **LOC (11) Cl.** ..... **11-02**
- (52) **U.S. Cl.**  
USPC ..... **D6/403; D11/156**
- (58) **Field of Classification Search**  
USPC ..... D6/403-405, 556-558; D7/545, 584,  
D7/587; D11/143-156; 47/32.4, 32.5,  
47/32.7, 33, 41.01, 41.1, 41.11-41.15,  
47/44-47, 65, 65.5, 65.9, 66.6, 66.7,  
47/67-71; D9/428, 778, 779, 780; D8/1;  
D19/77, 80, 81; D26/9-11, 16; D34/1,  
D34/2, 4-6; D99/5, 19; 119/58, 61.1,  
119/61.2, 61.4  
CPC ..... A01G 9/045; A01G 9/023; A01G 7/045;  
A01G 9/02; A01G 9/021; A01G 9/024;  
A01G 9/028; A01G 9/04; A01G 9/042;  
A01G 9/14; B65D 85/505  
See application file for complete search history.

(56) **References Cited**  
U.S. PATENT DOCUMENTS

- 880,042 A \* 2/1908 Rietmann ..... B65D 7/14  
217/122
- D239,458 S \* 4/1976 Wagschal ..... D11/155
- D241,763 S \* 10/1976 Gottsegen ..... D11/156
- D271,955 S \* 12/1983 Neil ..... D11/156

- D296,089 S \* 6/1988 Pouliot ..... D11/143
- D389,091 S \* 1/1998 Dickinson ..... D11/156
- 5,870,856 A \* 2/1999 Friend ..... A01G 9/02  
47/65.7
- D428,829 S \* 8/2000 Grosfillex ..... D11/152
- D439,545 S \* 3/2001 Grosfillex ..... D11/152
- D459,270 S \* 6/2002 Kumar ..... D11/156
- D571,688 S \* 6/2008 White ..... D11/155
- D588,496 S \* 3/2009 White ..... D11/156
- D605,553 S \* 12/2009 White ..... D11/155
- D606,773 S \* 12/2009 Copp ..... D6/403
- D643,647 S \* 8/2011 Owen ..... D11/156
- D655,221 S \* 3/2012 Adams ..... D11/155
- D658,538 S \* 5/2012 Korzeniowski ..... D11/143
- D669,686 S \* 10/2012 Waggoner ..... D3/306
- D688,891 S \* 9/2013 Caruso ..... D11/156
- D699,044 S \* 2/2014 Bowling ..... D6/405
- D706,548 S \* 6/2014 Laudon ..... D11/156
- D722,527 S \* 2/2015 Rivard ..... D11/156
- D725,546 S \* 3/2015 Kurihara ..... D11/156
- D734,207 S \* 7/2015 Blouin ..... D11/155

(Continued)

*Primary Examiner* — David G Muller  
*Assistant Examiner* — Nathan M Johnston  
(74) *Attorney, Agent, or Firm* — Tutunjian & Bitetto, P.C.

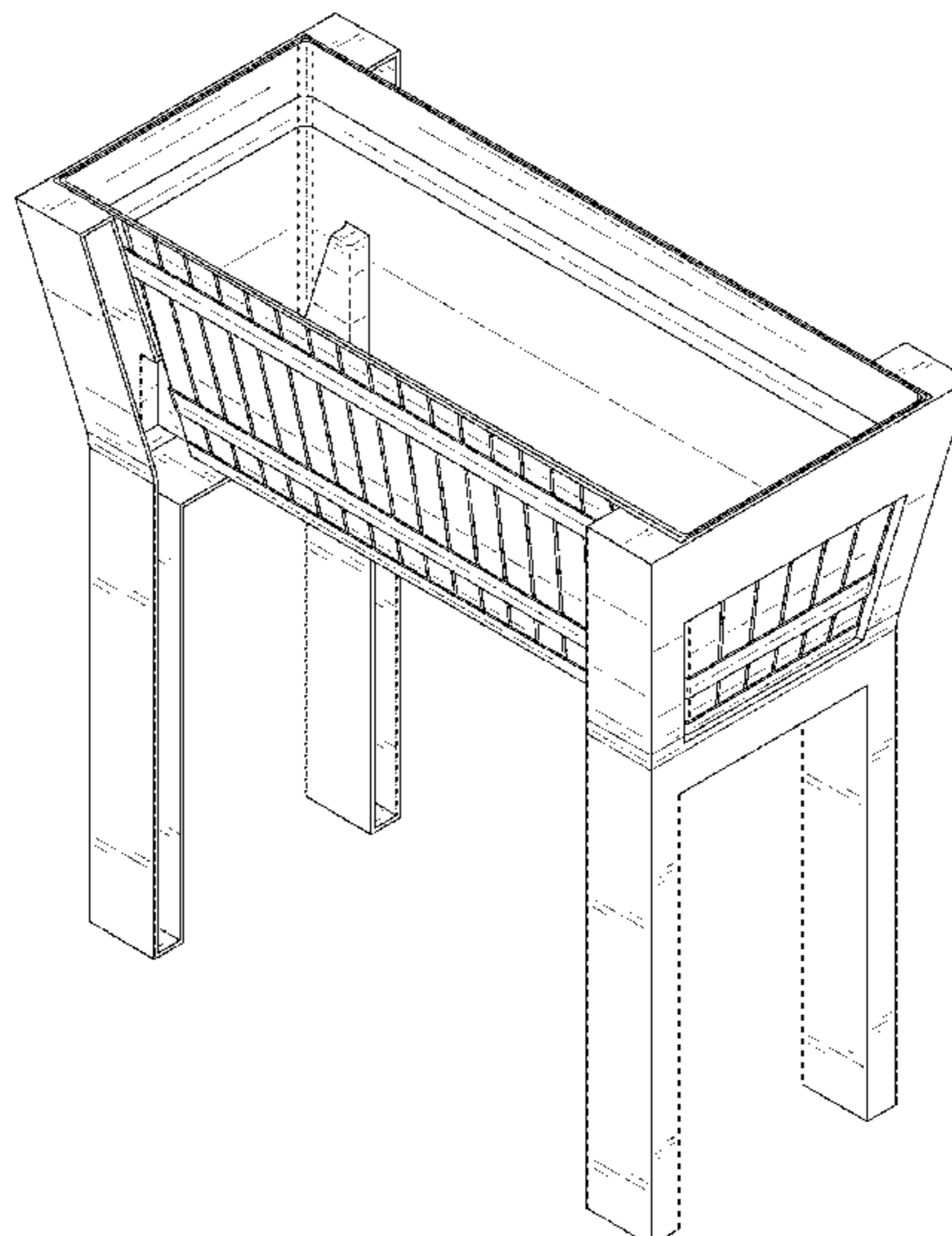
(57) **CLAIM**

The ornamental design for the barrel plant stand, as shown and described.

**DESCRIPTION**

FIG. 1 is a perspective view of a barrel plant stand showing my new design;  
FIG. 2 is a front view thereof;  
FIG. 3 is a rear view thereof;  
FIG. 4 is a left side view thereof;  
FIG. 5 is a right side view thereof;  
FIG. 6 is a top view thereof; and,  
FIG. 7 is a bottom view thereof.  
The broken lines represent portions of the barrel plant stand that form no part of the claimed design.

**1 Claim, 7 Drawing Sheets**



(56)

**References Cited**

U.S. PATENT DOCUMENTS

D751,318 S \* 3/2016 Kraemer ..... D6/525  
2006/0070298 A1\* 4/2006 Palsrok ..... A01G 9/022  
47/66.3

\* cited by examiner

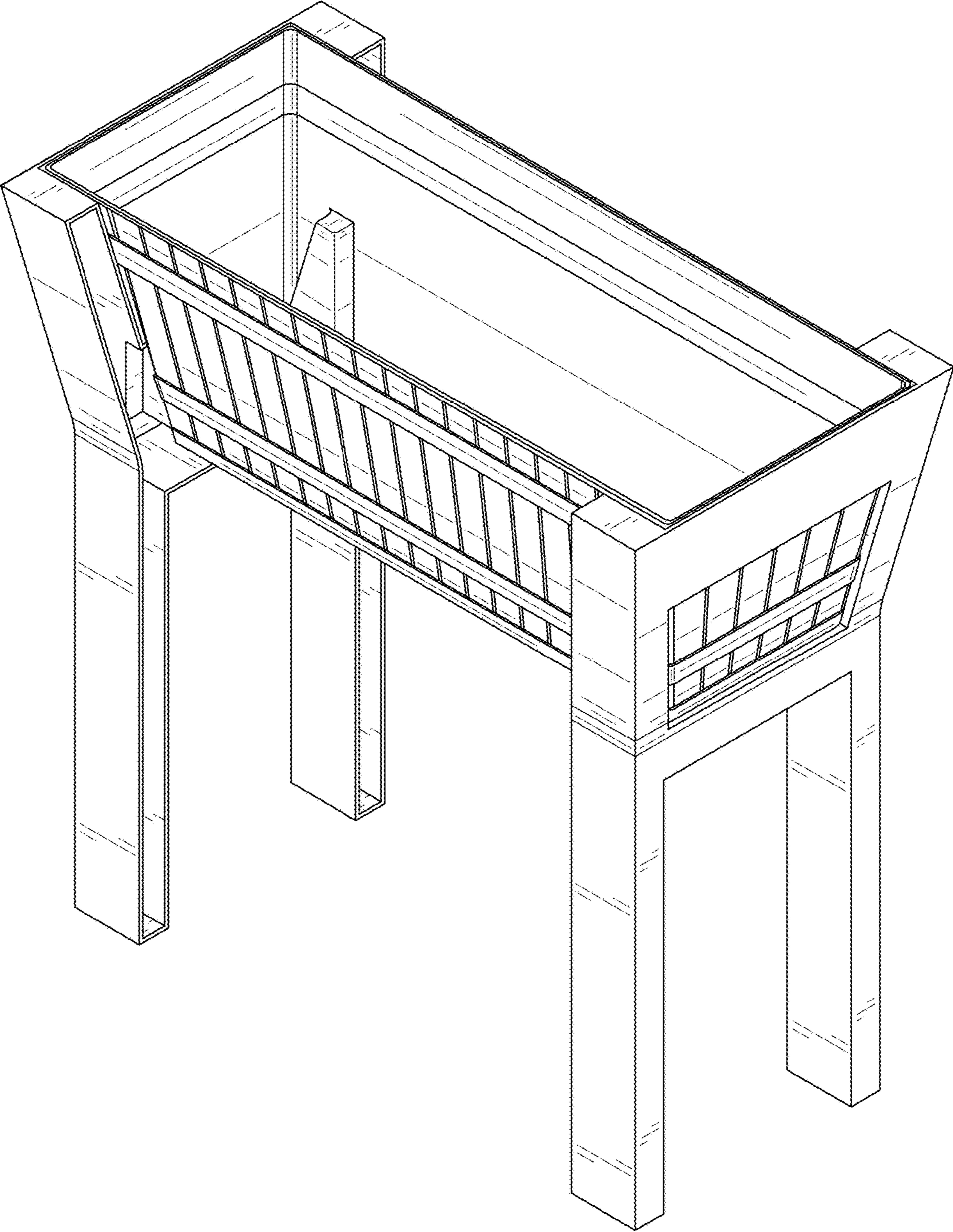


FIG. 1

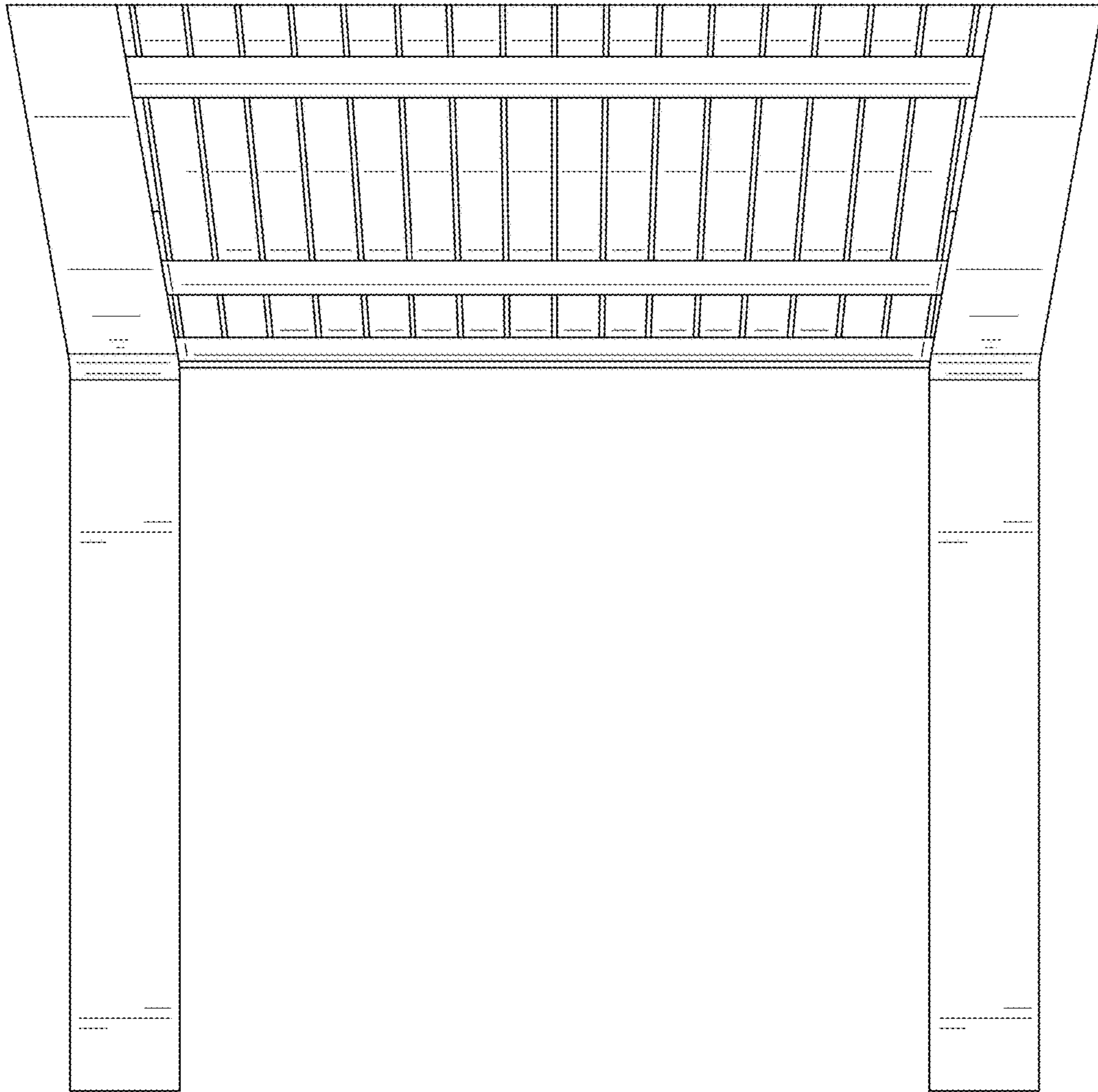


FIG. 2

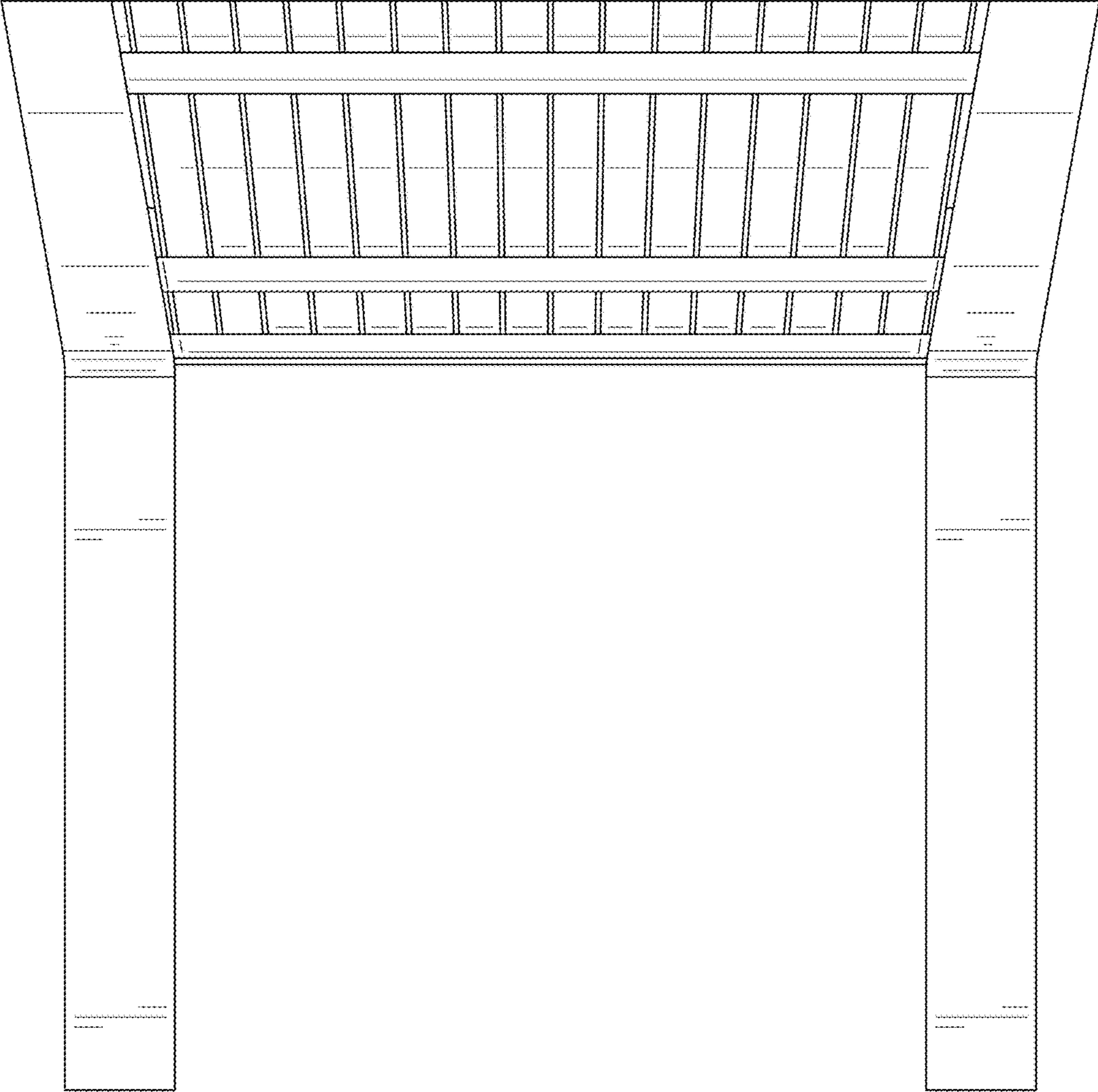


FIG. 3

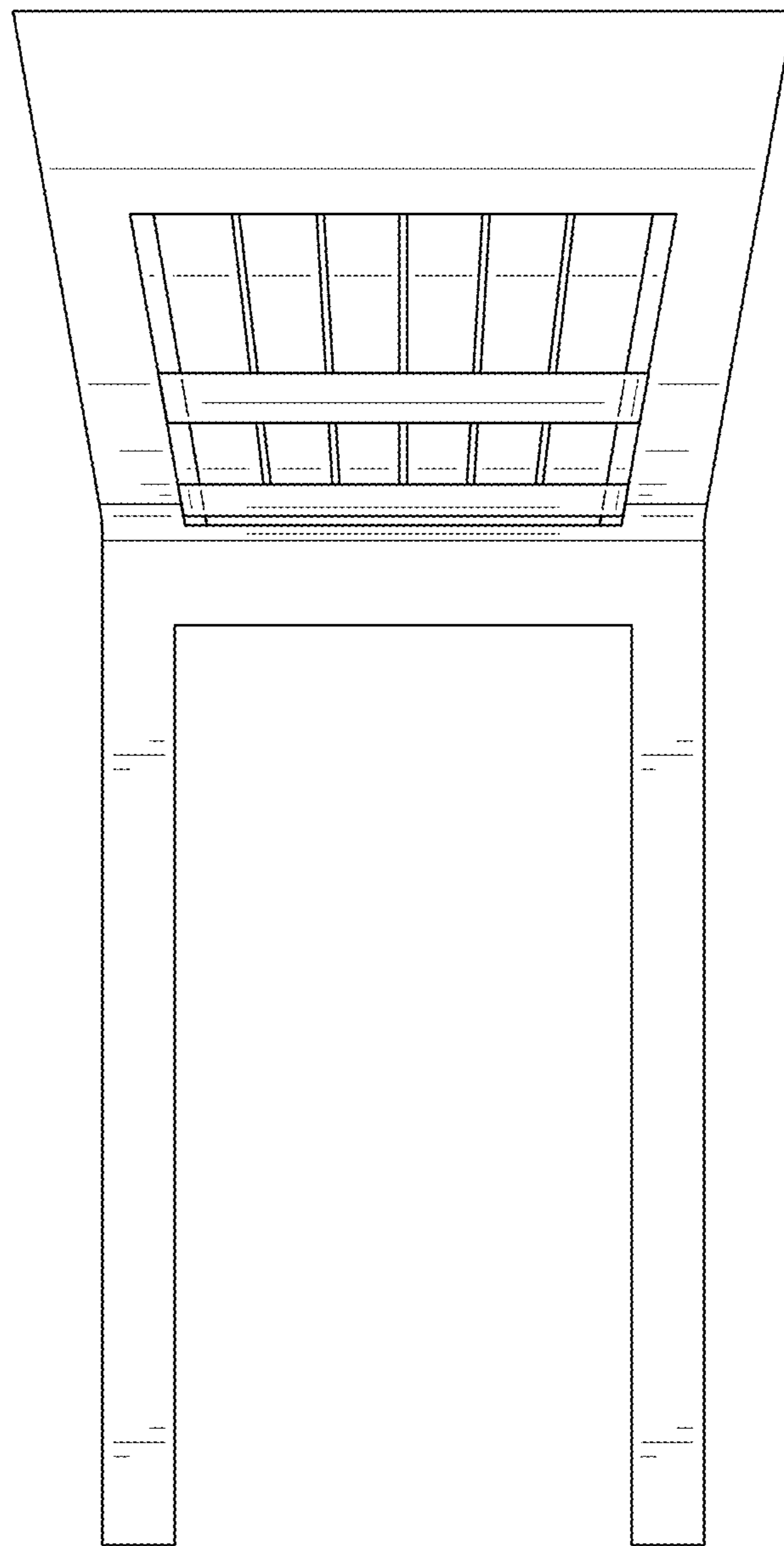


FIG. 4

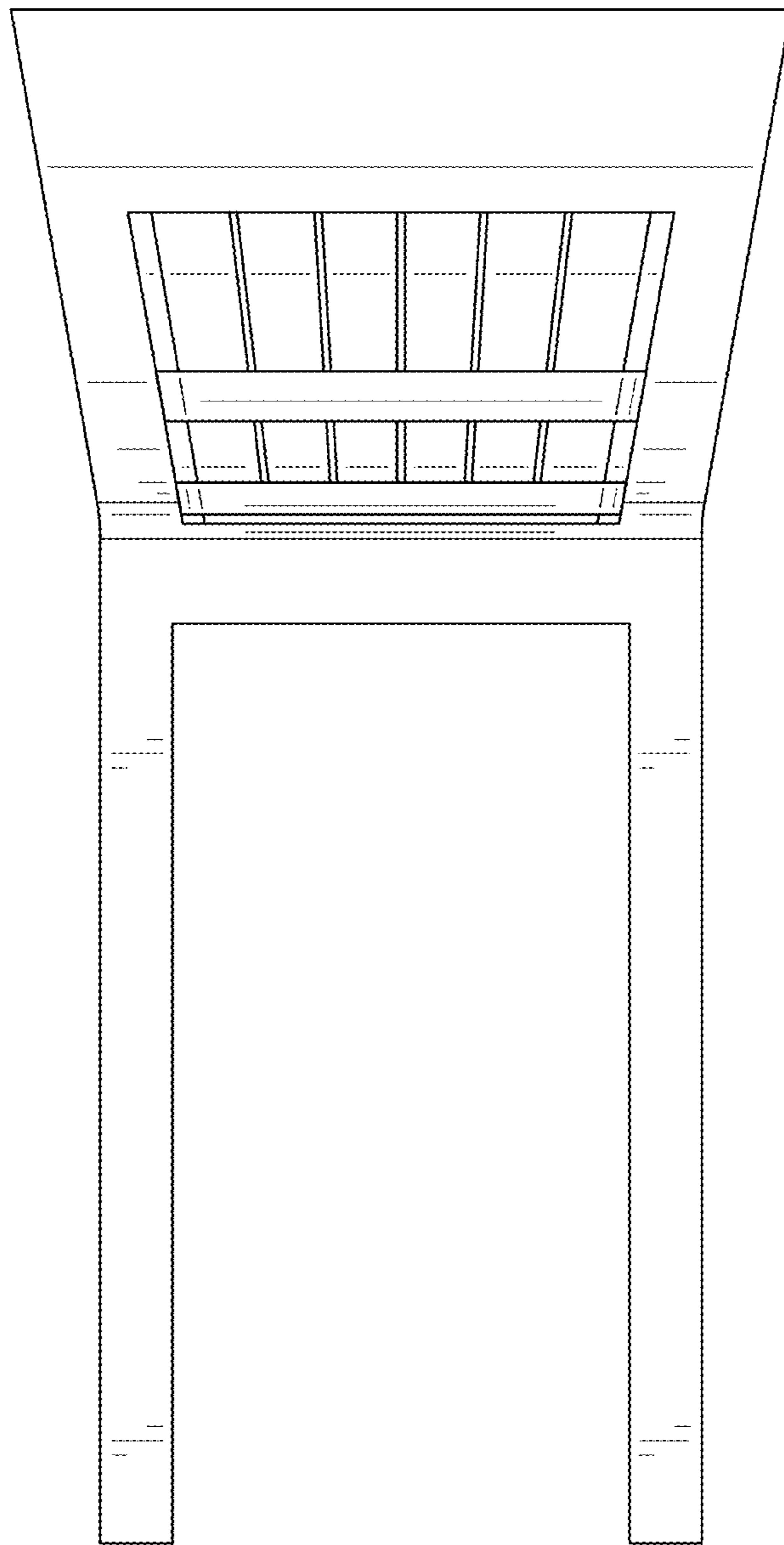


FIG. 5

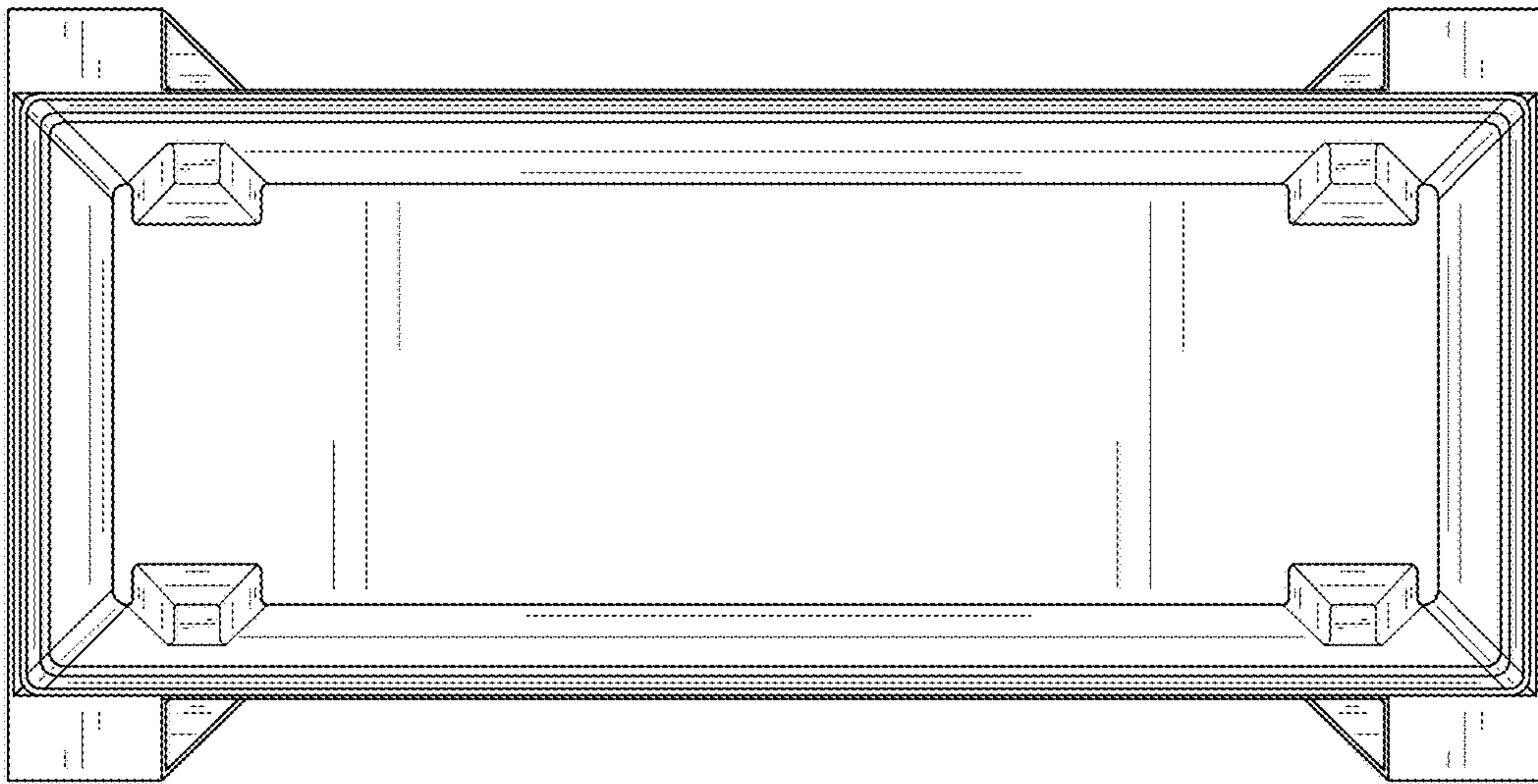


FIG. 6



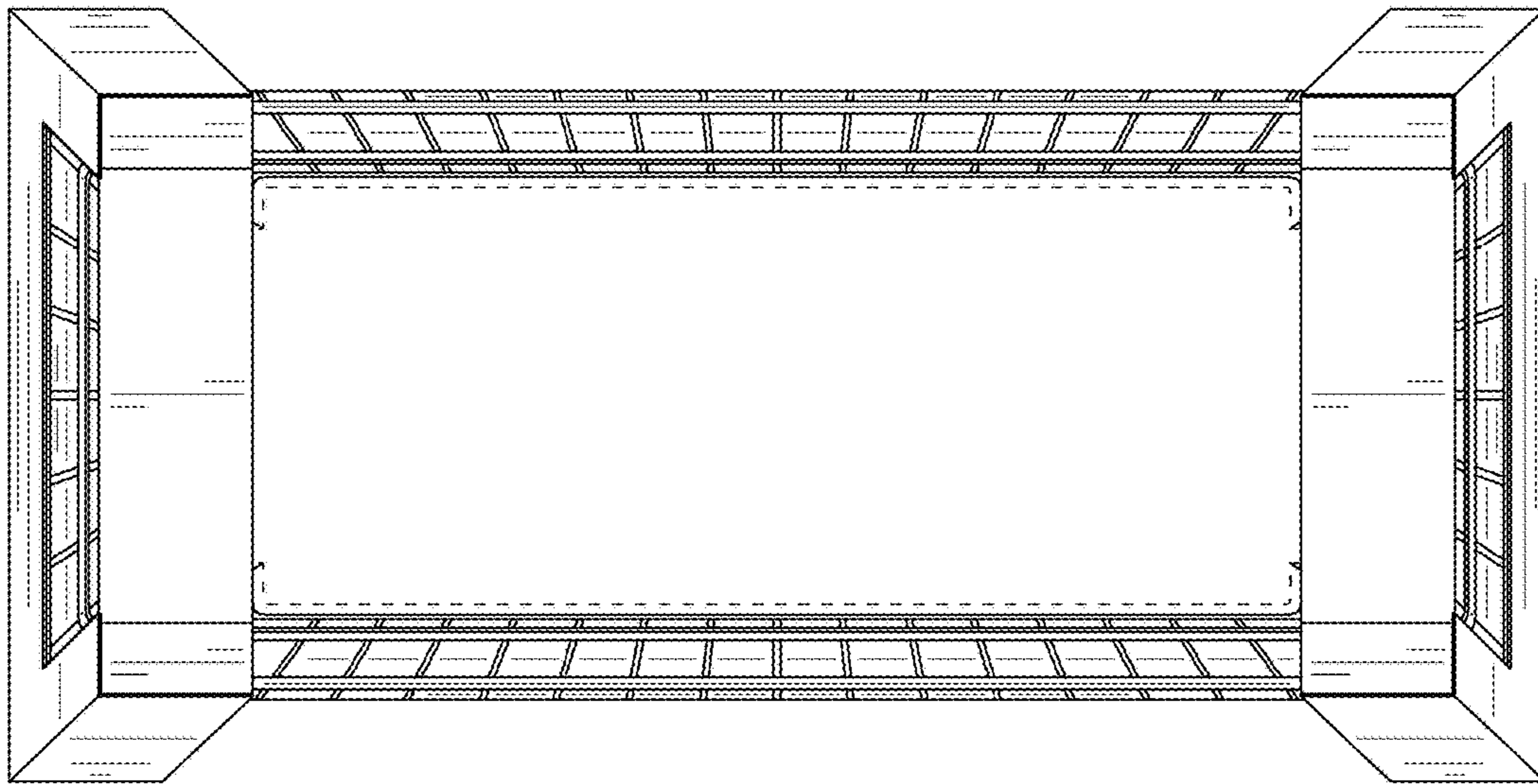


FIG. 7