



US00D841987S

(12) **United States Design Patent** (10) **Patent No.:** **US D841,987 S**
Tanaka (45) **Date of Patent:** **** Mar. 5, 2019**

(54) **COSMETIC APPLICATOR**

(71) Applicant: **SINWA CORPORATION**,
 Yokohama-shi, Kanagawa (JP)

(72) Inventor: **Akihiro Tanaka**, Yokohama (JP)

(73) Assignee: **SINWA CORPORATION**, Kanagawa
 (JP)

(**) Term: **15 Years**

(21) Appl. No.: **29/615,457**

(22) Filed: **Aug. 29, 2017**

(30) **Foreign Application Priority Data**

Mar. 17, 2017 (JP) 2017-005534

(51) **LOC (11) Cl.** **04-02**

(52) **U.S. Cl.**
 USPC **D4/128**

(58) **Field of Classification Search**

USPC D4/128, 129, 131, 136, 138, 108, 109,
 D4/119; D32/35, 51; 15/104.5, 104.16,
 15/104.2, 104.31, 104.32, 164, 165, 206;
 D28/65; D7/682; 452/298, 458

CPC A46B 7/026; A46B 5/005; A46B 17/04;
 A46B 2200/1046

See application file for complete search history.

(56) **References Cited**

U.S. PATENT DOCUMENTS

4,898,193 A * 2/1990 Gueret A45D 40/265
 132/218

D623,418 S * 9/2010 Martinez D4/128

D629,617 S * 12/2010 Yasuda D4/128

D650,992 S * 12/2011 Legassie D4/128

D657,144 S * 4/2012 Autie D4/131

(Continued)

Primary Examiner — Austin Murphy

(74) *Attorney, Agent, or Firm* — Roberts Mlotkowski
 Safran Cole & Calderon, P.C.

(57) **CLAIM**

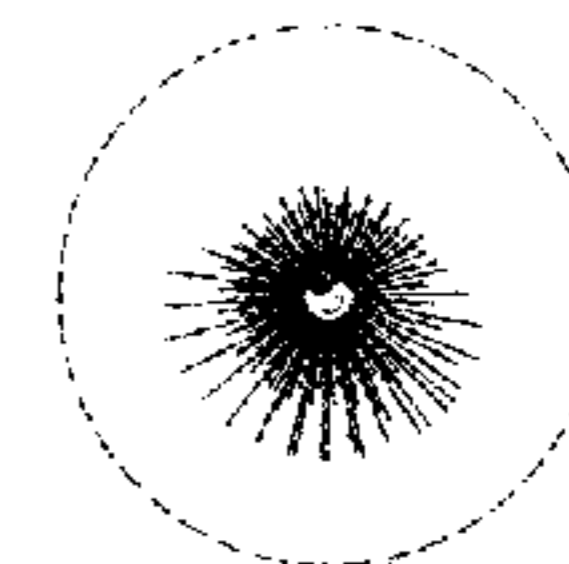
The ornamental design for a cosmetic applicator, as shown
 and described.

DESCRIPTION

FIG. 1 is a perspective view of an embodiment of the
 cosmetic applicator;
 FIG. 2 is a top view of the cosmetic applicator shown in FIG.
 1;
 FIG. 3 is a side view of the cosmetic applicator shown in
 FIG. 1;
 FIG. 4 is an opposite side view of the cosmetic applicator
 shown in FIG. 1;
 FIG. 5 is a bottom view of the cosmetic applicator shown in
 FIG. 1;
 FIG. 6 is a left end view of the cosmetic applicator shown
 in FIG. 3, and,
 FIG. 7 is a right end view of the cosmetic applicator shown
 in FIG. 3.

The present article is a cosmetic applicator used for applying
 cosmetics such as mascara. It can fit, for example, with a
 neck portion of a container in which a liquid cosmetic
 material is stored. A brush part of the present article is
 composed of a large number of bristles helically fixed
 between two twisted metal core wires. The exterior profile of
 the brush part is indicated by dashed lines. The brush part
 has an approximately hexagonal shape when viewed from
 the end as from FIG. 6 composed of one arc and five straight
 lines. The brush part is configured such that the approxi-
 mately hexagonal sections are continuously arranged in the
 axial direction except the tip portion, and adjacent hexago-
 nal sections are displaced in the same rotational direction.
 The part indicated by solid lines is the part for which the
 design patent is requested, while the parts drawn in phantom
 indicate an environmental structure that forms no part of the
 design to be patented.

1 Claim, 4 Drawing Sheets



(56)

References Cited

U.S. PATENT DOCUMENTS

D677,904 S	*	3/2013	Hammer	D4/128
D678,683 S	*	3/2013	Hammer	D4/128
D691,812 S	*	10/2013	Roncati	D4/128
D752,874 S	*	4/2016	Jacob	D4/128
D762,393 S	*	8/2016	Hong	D4/128
D812,380 S	*	3/2018	Poletto	D4/128

* cited by examiner

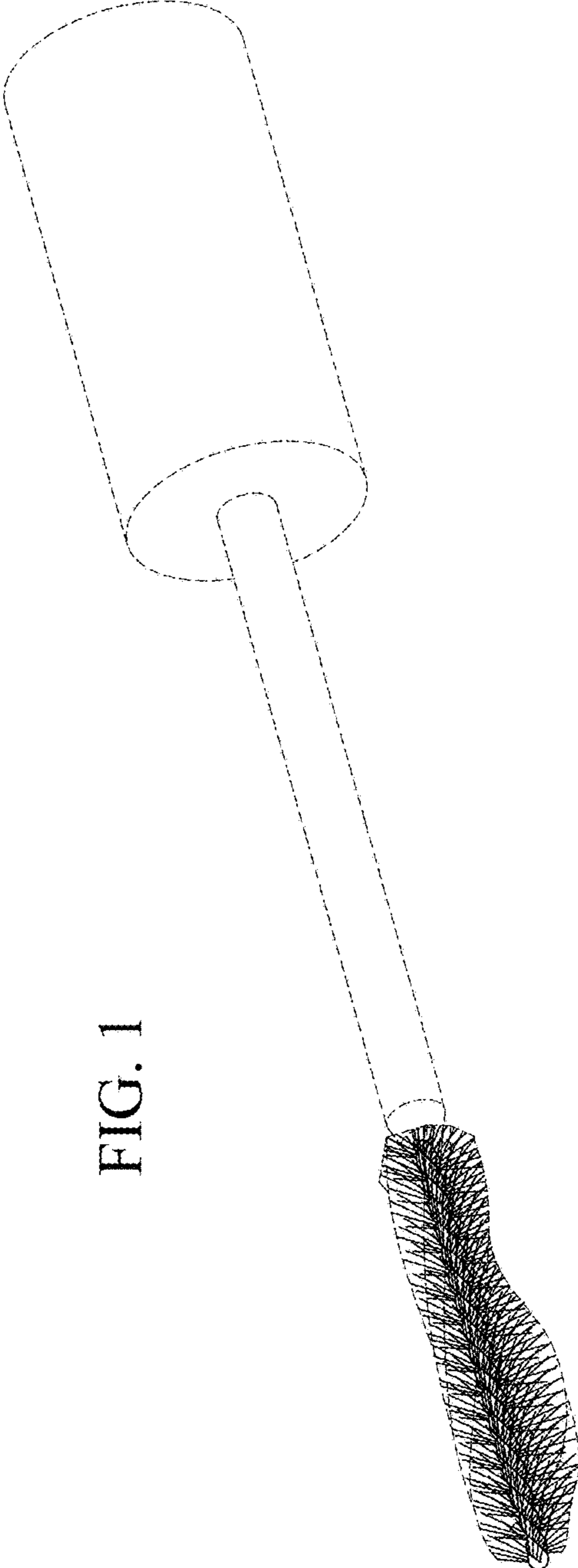


FIG. 1




FIG. 2




FIG. 3




FIG. 4




FIG. 5

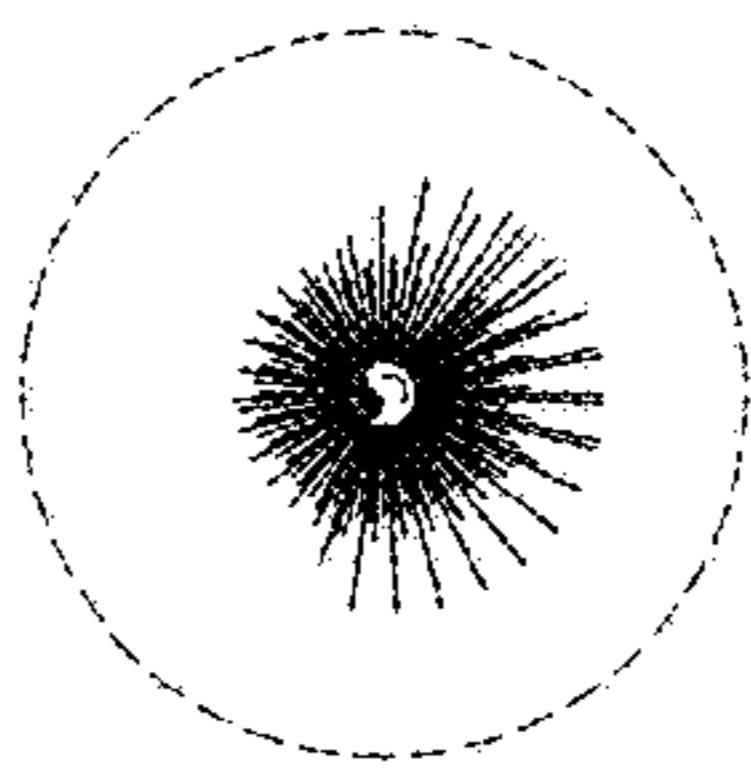


FIG. 6

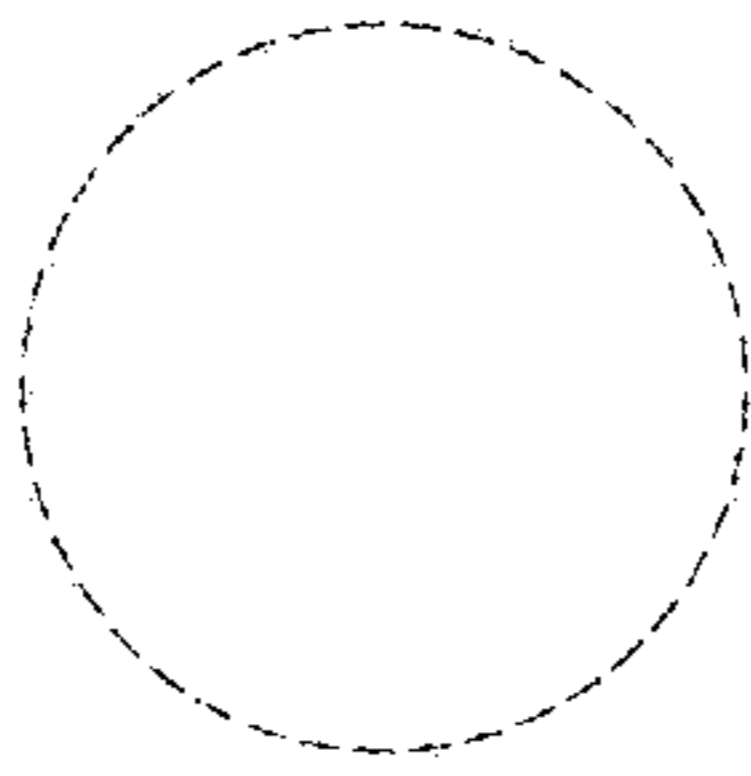


FIG. 7