



US00D841984S

(12) **United States Design Patent**
Gu

(10) **Patent No.:** **US D841,984 S**

(45) **Date of Patent:** **** Mar. 5, 2019**

(54) **LEATHER HANDLE**

(71) Applicant: **Jianru Gu**, Shandong (CN)

(72) Inventor: **Jianru Gu**, Shandong (CN)

(**) Term: **15 Years**

(21) Appl. No.: **29/611,405**

(22) Filed: **Jul. 21, 2017**

(51) **LOC (11) Cl.** **03-01**

(52) **U.S. Cl.**
USPC **D3/318**

(58) **Field of Classification Search**
USPC D3/318
CPC .. A45C 5/00; A45C 13/00; A45C 5/10; A45C
5/14

See application file for complete search history.

(56) **References Cited**

U.S. PATENT DOCUMENTS

D121,798 S *	8/1940	Skib	D3/240
D147,548 S *	9/1947	Graham	D3/240
D520,742 S *	5/2006	Wong	D3/234
D540,033 S *	4/2007	Taniguchi	D3/238

D634,543 S *	3/2011	Scicluna	D3/318
D675,820 S *	2/2013	Campanella	D3/234
D677,057 S *	3/2013	Sheikh	D3/318
D752,346 S *	3/2016	Wax	D3/318
D799,832 S *	10/2017	Tong	D3/318

* cited by examiner

Primary Examiner — Holly H Baynham

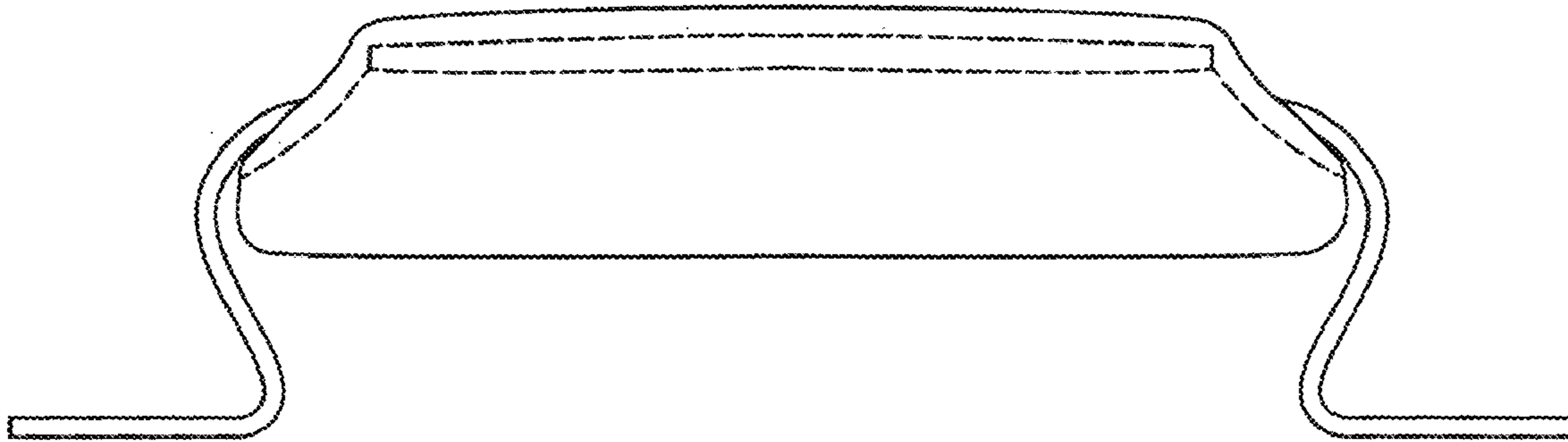
(57) **CLAIM**

The ornamental design for a leather handle, as shown and described.

DESCRIPTION

FIG. 1 is a perspective view of a leather handle showing my new design;
FIG. 2 is a front elevational view thereof;
FIG. 3 is a rear elevational view thereof;
FIG. 4 is a left side elevational view thereof;
FIG. 5 is a right side elevational view thereof;
FIG. 6 is a top plan view thereof; and,
FIG. 7 is a bottom plan view thereof.
The broken lines in the drawing figures depict stitching, which is part of the claimed design.

1 Claim, 7 Drawing Sheets






FIG. 1




FIG. 2

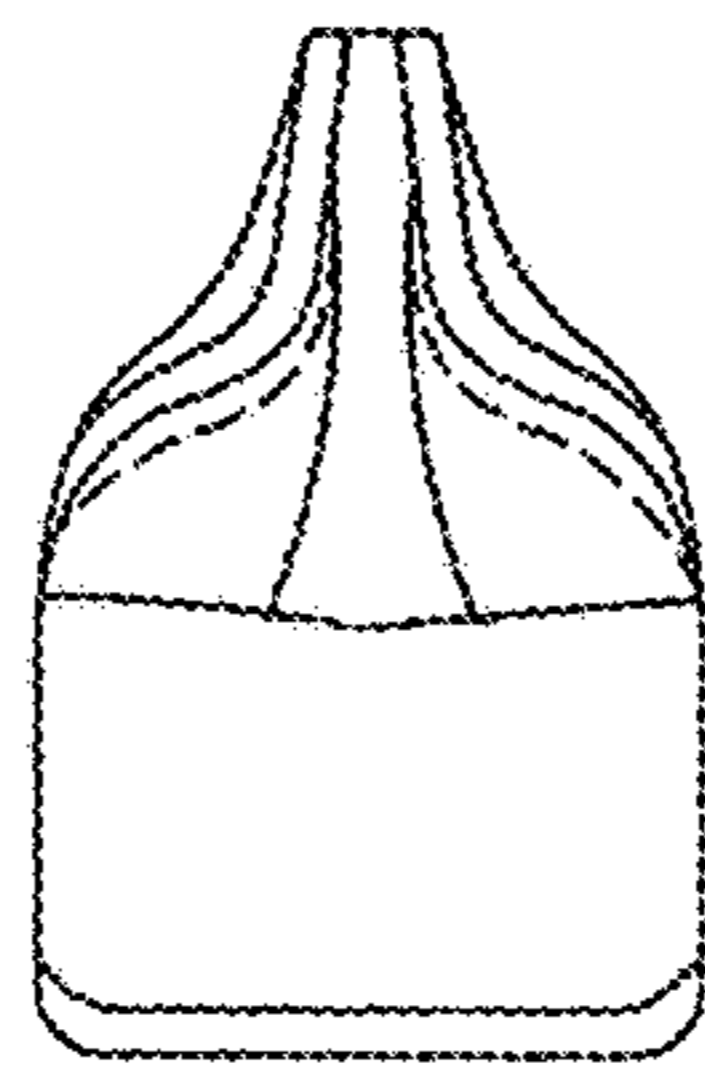


FIG.3

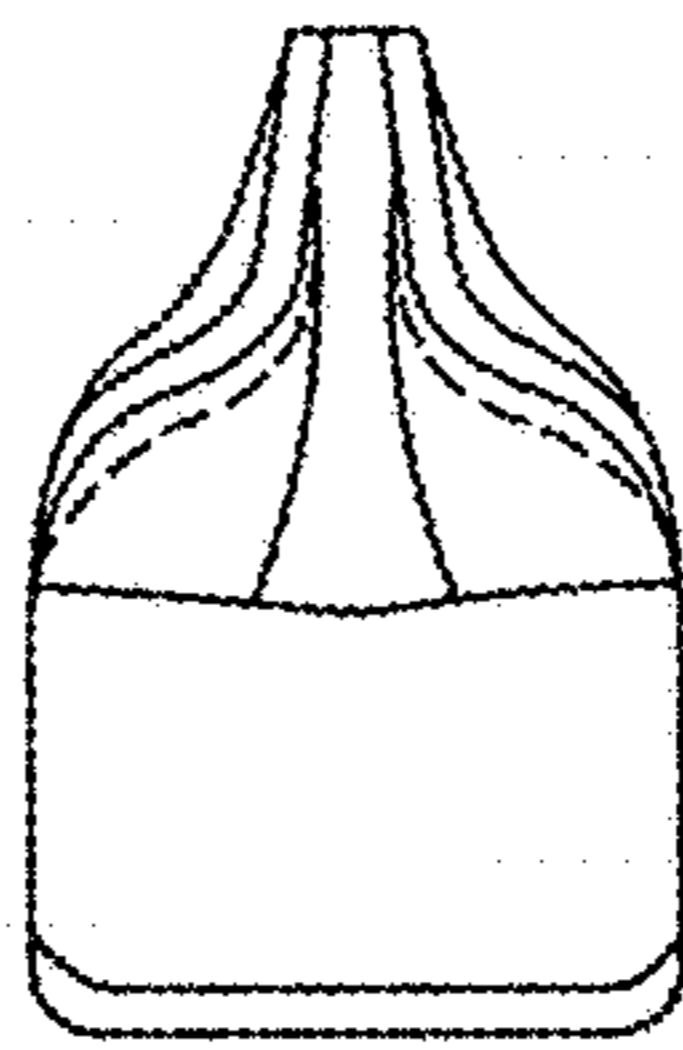


FIG. 4




FIG. 5

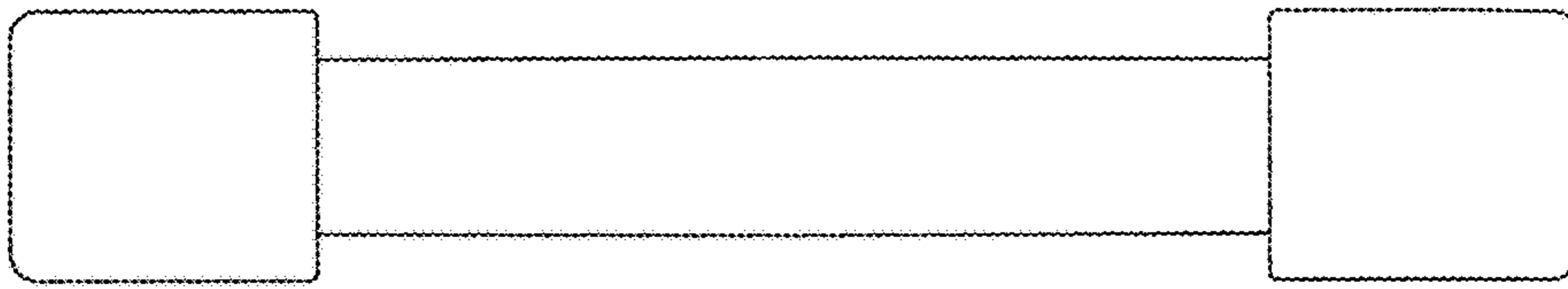


FIG. 6

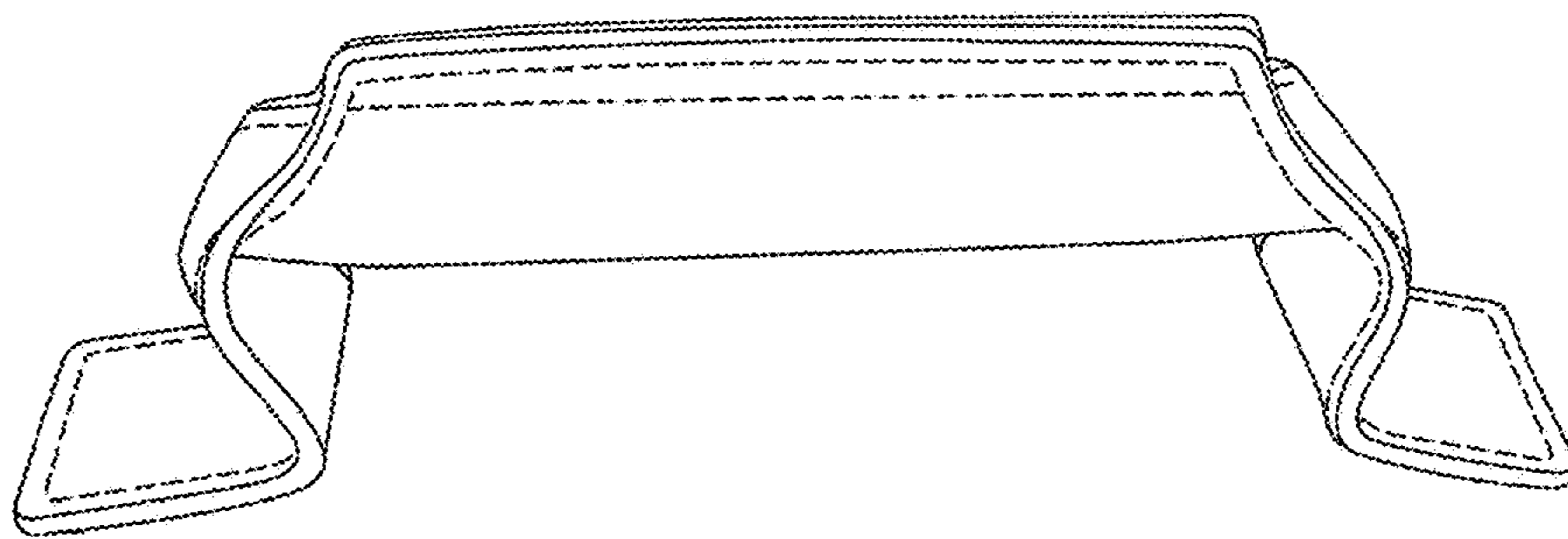


FIG. 7