



US00D841969S

(12) **United States Design Patent** (10) **Patent No.:** **US D841,969 S**
Lee (45) **Date of Patent:** **** Mar. 5, 2019**

(54) **SHOE UPPER**

(71) Applicant: **NIKE, Inc.**, Beaverton, OR (US)

(72) Inventor: **Jeongwoo Lee**, Portland, OR (US)

(73) Assignee: **NIKE, Inc.**, Beaverton, OR (US)

(**) Term: **15 Years**

(21) Appl. No.: **29/536,502**

(22) Filed: **Aug. 17, 2015**

(51) **LOC (11) Cl.** **02-04**

(52) **U.S. Cl.**
USPC **D2/972**

(58) **Field of Classification Search**
USPC D2/902, 907, 908, 920, 944, 969, 970,
D2/972-975; D5/47, 49, 60
CPC .. A43B 1/04; A43B 5/008; A43B 5/06; A43B
5/10
See application file for complete search history.

(56) **References Cited**

U.S. PATENT DOCUMENTS

D86,152 S *	2/1932	Bellak	66/171
2,047,724 A *	7/1936	Zuckerman	D04B 1/24 36/11
D108,481 S *	2/1938	Parker	D2/930
D174,428 S *	4/1955	Hayes	D5/49
3,365,918 A *	1/1968	Hughes	D04B 23/08 112/412
3,782,137 A *	1/1974	Hughes	D04B 23/08 428/102
D440,389 S *	4/2001	Lozano	D2/972
D475,518 S *	6/2003	Lotti	D2/972
D495,867 S *	9/2004	Avar	D2/972
D595,046 S *	6/2009	Chang	D2/972
D668,441 S *	10/2012	Shaffer	D2/972
D693,103 S *	11/2013	McMillan	D2/971
D700,423 S *	3/2014	Martin	D2/972

D707,951 S *	7/2014	McCullagh	D2/972
D710,585 S *	8/2014	Ho	D2/972
D725,895 S *	4/2015	Cin	D2/972
9,078,488 B1	7/2015	Meir et al.	
D735,462 S *	8/2015	Pauk	D2/972
9,192,204 B1 *	11/2015	Liles	A43C 1/04
D746,575 S *	1/2016	Petrie	D2/972
D749,831 S *	2/2016	Gewirz	D2/946
D771,925 S *	11/2016	Johnsongriffin	D2/972
D774,294 S *	12/2016	Seamarks	D2/972

(Continued)

OTHER PUBLICATIONS

Nike Mercurial Superfly [online], [retrieved Oct. 4, 2016], Retrieved from Internet < http://www.nike.com/us/en_us/c/launch/2014-06/nike-mercurial-superfly>; 14 color sheets, Dated Jun. 12, 2014.

Primary Examiner — Shannon W Morgan
Assistant Examiner — Clare Ann Gannon
(74) *Attorney, Agent, or Firm* — Banner & Witcoff, Ltd.

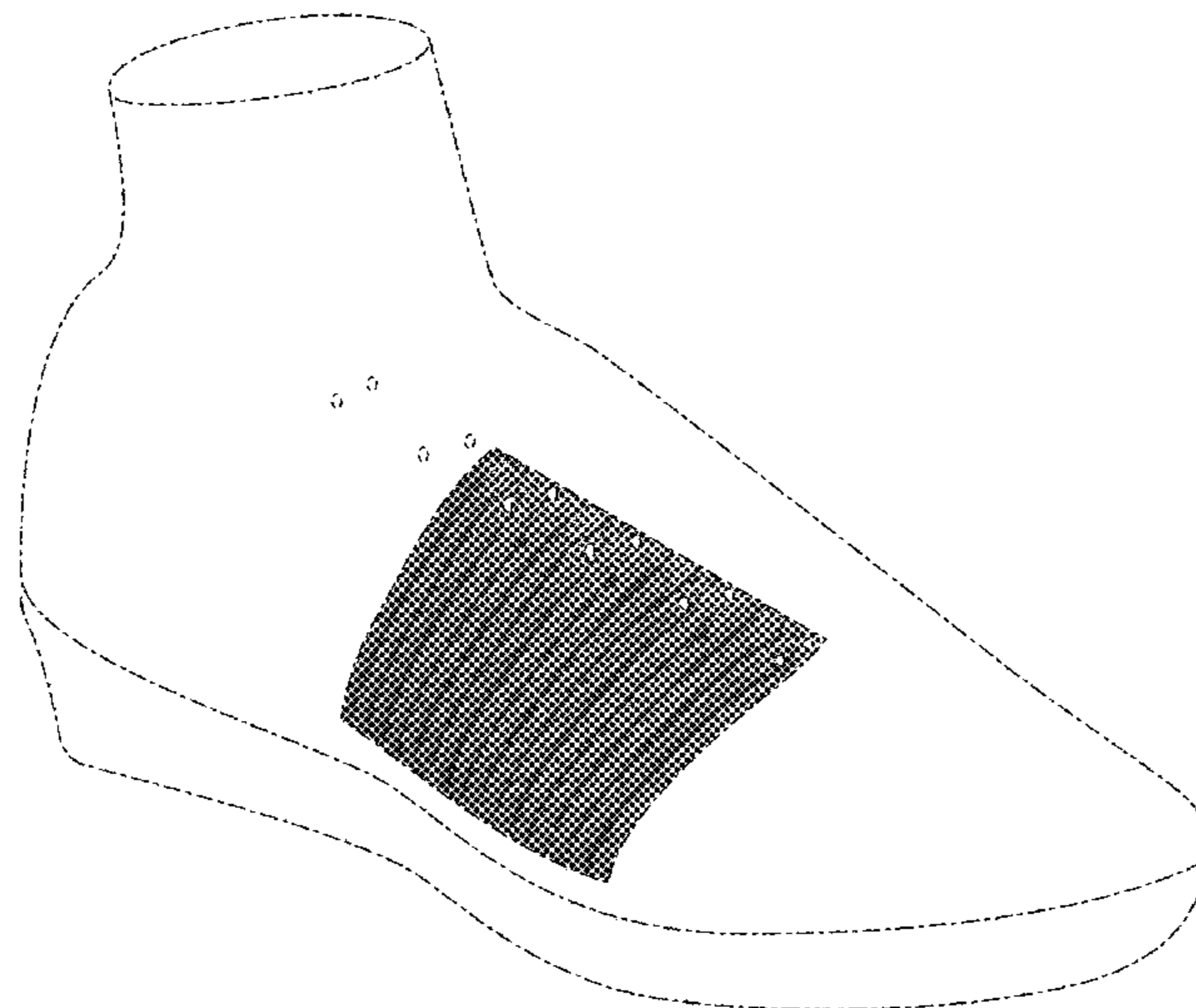
(57) **CLAIM**

The ornamental design for a shoe upper, as shown and described.

DESCRIPTION

FIG. 1 is a front perspective view of a shoe upper showing my new design;
FIG. 2 is a side view thereof; and,
FIG. 3 is a rear perspective view thereof.
The broken lines immediately surrounding the photographic area represents a peripheral boundary of the design that forms no part of the claim. The eight small circular elements shown in broken lines within the photographic area, and the unshaded areas therein, represent eyelet regions which form no part of the claimed design. The broken lines showing the remainder of the shoe are for environmental purposes only and form no part of the claimed design.

1 Claim, 3 Drawing Sheets



(56)

References Cited

U.S. PATENT DOCUMENTS

2016/0088893 A1* 3/2016 Meir A43B 1/04
36/84
2016/0208421 A1* 7/2016 Baines A43B 1/04

* cited by examiner

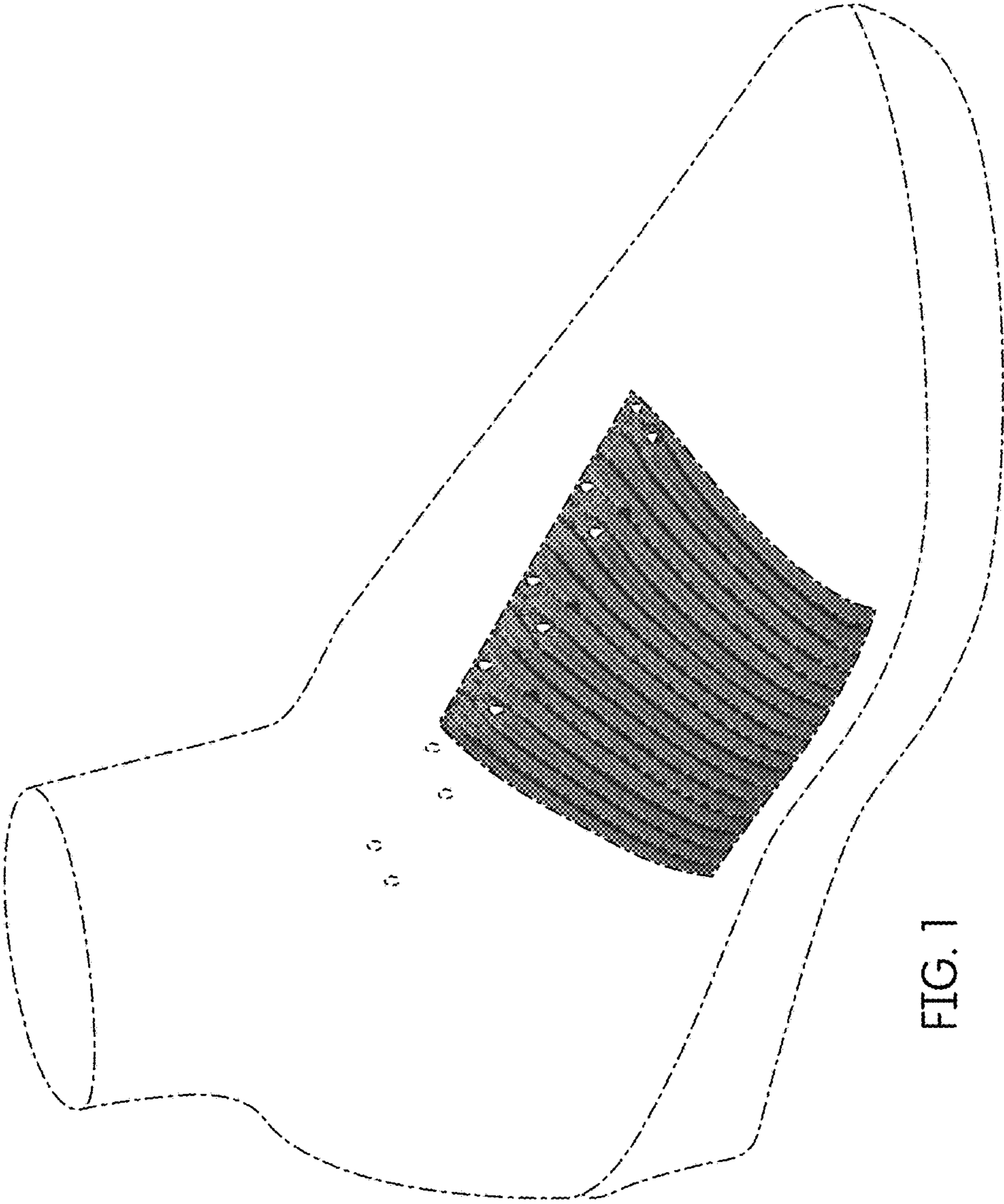


FIG. 1

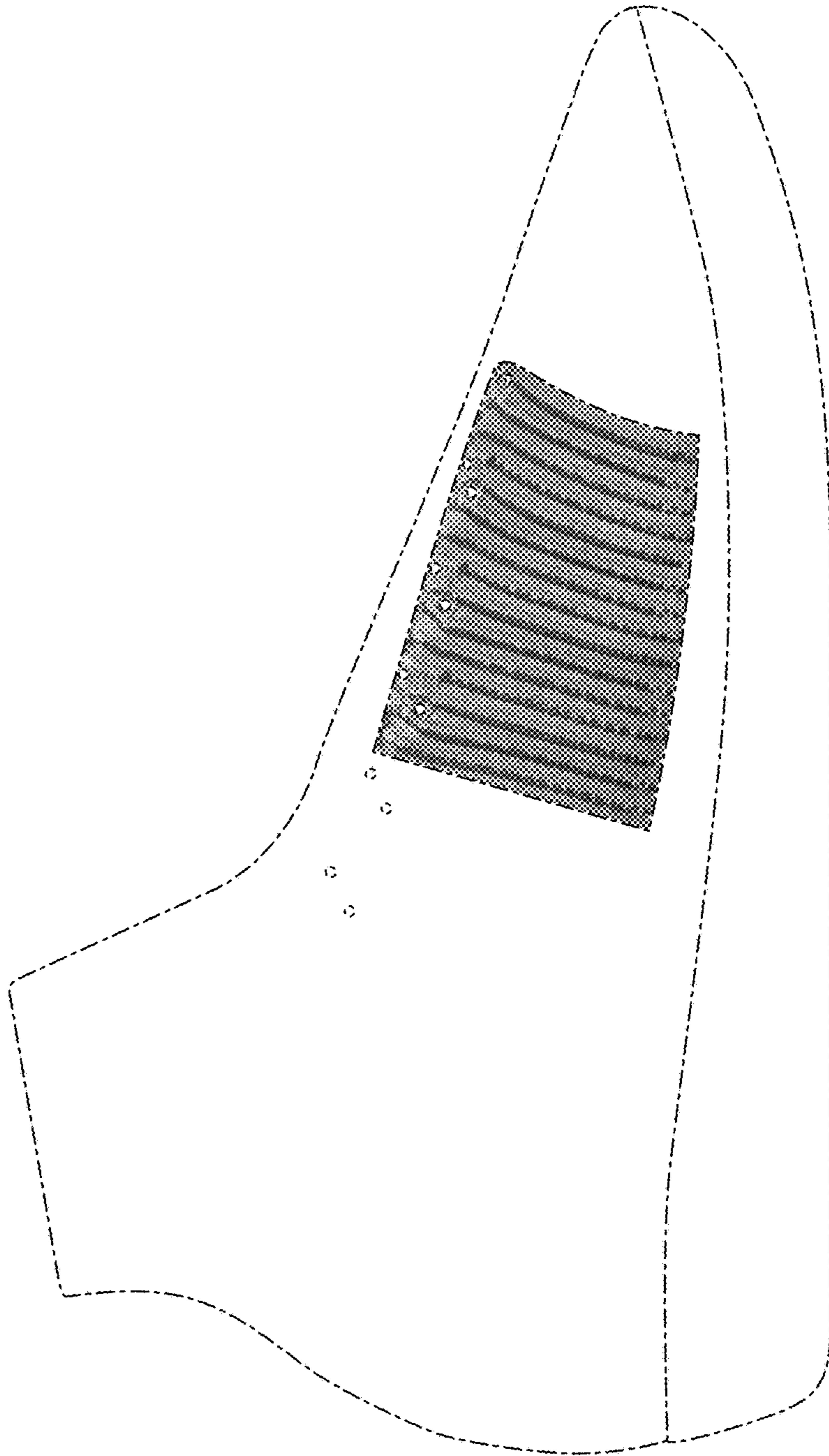


FIG. 2

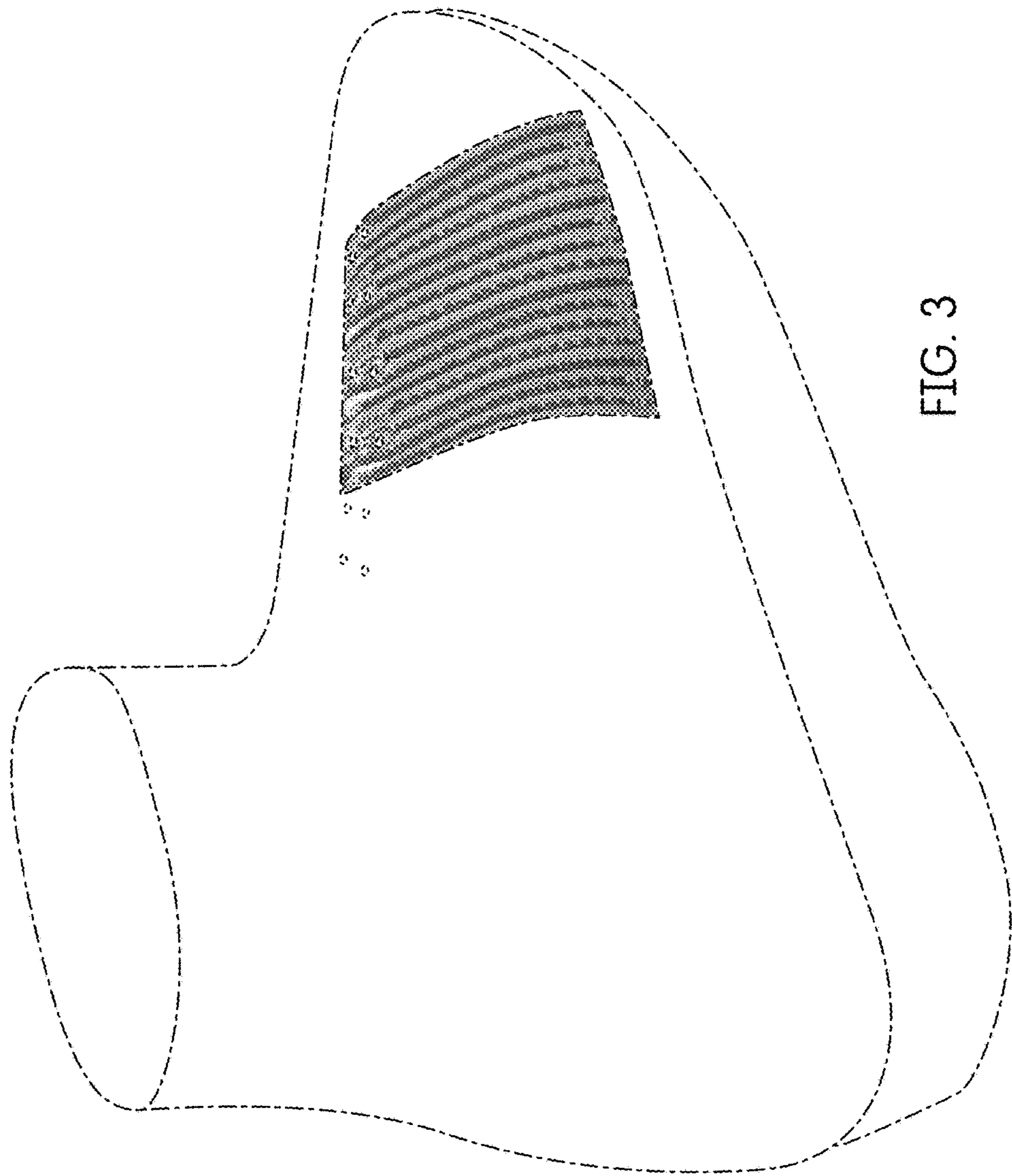


FIG. 3