



US00D841967S

(12) **United States Design Patent**  
**Haasteren**

(10) **Patent No.:** **US D841,967 S**  
(45) **Date of Patent:** **\*\* Mar. 5, 2019**

(54) **SHOE INSERT**

(71) Applicant: **S.C. Johnson & Son, Inc.**, Racine, WI  
(US)

(72) Inventor: **Joost Robert van Haasteren**,  
Amsterdam (NL)

(73) Assignee: **S. C. Johnson & Son, Inc.**, Racine, WI  
(US)

(\*\*) Term: **15 Years**

(21) Appl. No.: **29/610,179**

(22) Filed: **Jul. 10, 2017**

**Related U.S. Application Data**

(62) Division of application No. 29/575,241, filed on Aug. 23, 2016, now Pat. No. Des. 794,934, which is a division of application No. 29/522,841, filed on Apr. 2, 2015, now Pat. No. Des. 768,970, which is a division of application No. 29/470,294, filed on Oct. 18, 2013, now Pat. No. Des. 729,508.

(51) **LOC (11) Cl.** ..... **02-04**

(52) **U.S. Cl.**  
USPC ..... **D2/961**

(58) **Field of Classification Search**  
USPC ..... D2/896, 925, 951, 961, 946; 36/31, 43,  
36/44, 71, 145, 147-155, 166, 169, 173,  
36/174, 180  
CPC ..... A43B 13/38; A43B 13/18; A43B 23/00;  
A61F 5/14  
See application file for complete search history.

(56) **References Cited**

**U.S. PATENT DOCUMENTS**

2,421,088 A \* 5/1947 Sims ..... A43B 17/00  
36/174  
2,917,847 A \* 12/1959 Scholl ..... A43B 7/142  
36/181

D284,901 S 8/1986 Tilles  
5,473,827 A \* 12/1995 Barre ..... A43B 5/02  
36/128  
5,517,770 A 5/1996 Martin et al.  
D456,128 S 4/2002 Evans et al.  
(Continued)

**FOREIGN PATENT DOCUMENTS**

EM 1597295-0001 8/2009  
EM 1597295-0002 8/2009  
(Continued)

*Primary Examiner* — Derrick E Holland  
*Assistant Examiner* — Janice Patyk

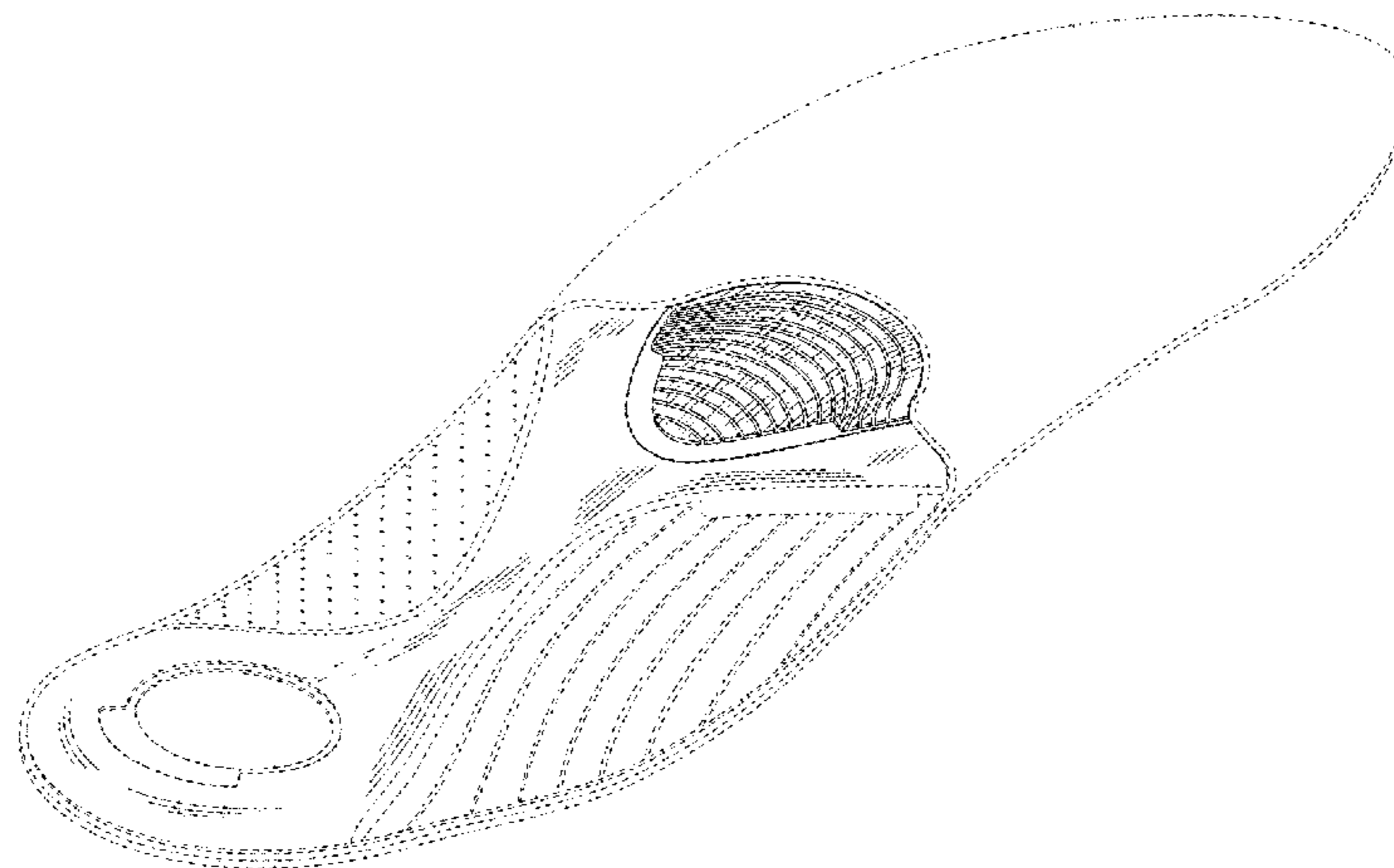
(57) **CLAIM**

The ornamental design for a shoe insert, as shown and described.

**DESCRIPTION**

FIG. 1 is a bottom, right, rear perspective view of a shoe insert showing my new design;  
FIG. 2 is a bottom plan view thereof;  
FIG. 3 is a top plan view thereof;  
FIG. 4 is a right elevation view thereof;  
FIG. 5 is a left elevation view thereof;  
FIG. 6 is a front elevation view thereof; and,  
FIG. 7 is a rear elevation view thereof.  
The broken lines in the figures illustrate the portions of the design that form no part of the claimed design.  
The ornamental design which is claimed is shown in solid lines in the drawings. The broken lines in the drawings show unclaimed portions, and form no part of the claimed design.  
As shown, the design may be used with a user's right foot, for example, inserted into a user's right shoe. It should be understood that a mirror image of the design may be used with a user's left foot.

**1 Claim, 5 Drawing Sheets**



(56)

References Cited

U.S. PATENT DOCUMENTS

6,543,158 B2\* 4/2003 Dieckhaus ..... A43B 7/141  
36/154

D497,708 S 11/2004 Granger et al.  
D498,577 S 11/2004 Crewdson et al.  
D517,291 S 3/2006 Vasyli  
D518,945 S 4/2006 Vasyli  
D551,437 S 9/2007 Hung  
D555,341 S 11/2007 Vasyli et al.  
7,426,794 B2 9/2008 Swensen  
D582,641 S 12/2008 Kielt et al.  
D614,842 S 5/2010 Vasyli  
7,707,751 B2 5/2010 Avent et al.  
7,721,467 B2 5/2010 Cheskin et al.  
D627,958 S 11/2010 Cheskin et al.  
D634,924 S 3/2011 Cheskin et al.  
D646,474 S 10/2011 Avent et al.  
D659,968 S 5/2012 Luthi et al.  
D661,076 S 6/2012 Appel et al.  
8,250,783 B2 8/2012 Luthi et al.  
8,296,969 B2 10/2012 Granger et al.  
D675,412 S 2/2013 Klein et al.  
D689,276 S 9/2013 Klein et al.  
8,745,894 B2 6/2014 Cheskin et al.  
9,003,679 B2\* 4/2015 Baucom ..... A43B 13/188  
36/44

D729,508 S 5/2015 Haasteren  
9,072,339 B2\* 7/2015 Manolian ..... A43B 3/30

9,345,284 B2\* 5/2016 Zake ..... A43B 13/18  
2004/0181971 A1 9/2004 Turkbash et al.  
2006/0000120 A1 1/2006 Chenut et al.  
2007/0033834 A1 2/2007 Cheskin et al.  
2010/0205831 A1 8/2010 Cheskin et al.  
2011/0179675 A1 7/2011 Miller et al.  
2012/0151803 A1 6/2012 Selner

FOREIGN PATENT DOCUMENTS

EM 1597295-0003 8/2009  
EM 1924952-0001 9/2011  
EM 1924952-0002 9/2011  
EM 1924952-0004 9/2011  
EM 1924952-0005 9/2011  
EM 1924952-0006 9/2011  
EM 1924952-0007 9/2011  
EM 1924952-0008 9/2011  
EM 1924952-0009 9/2011  
EM 19224952-0003 9/2011  
EM 2135111-0001 11/2012  
EM 2135111-0002 11/2012  
EM 2135111-0003 11/2012  
EM 2135111-0004 11/2012  
EM 2135111-0005 11/2012  
EM 2135111-0006 11/2012  
EM 2135111-0007 11/2012  
EM 2135111-0008 11/2012

\* cited by examiner

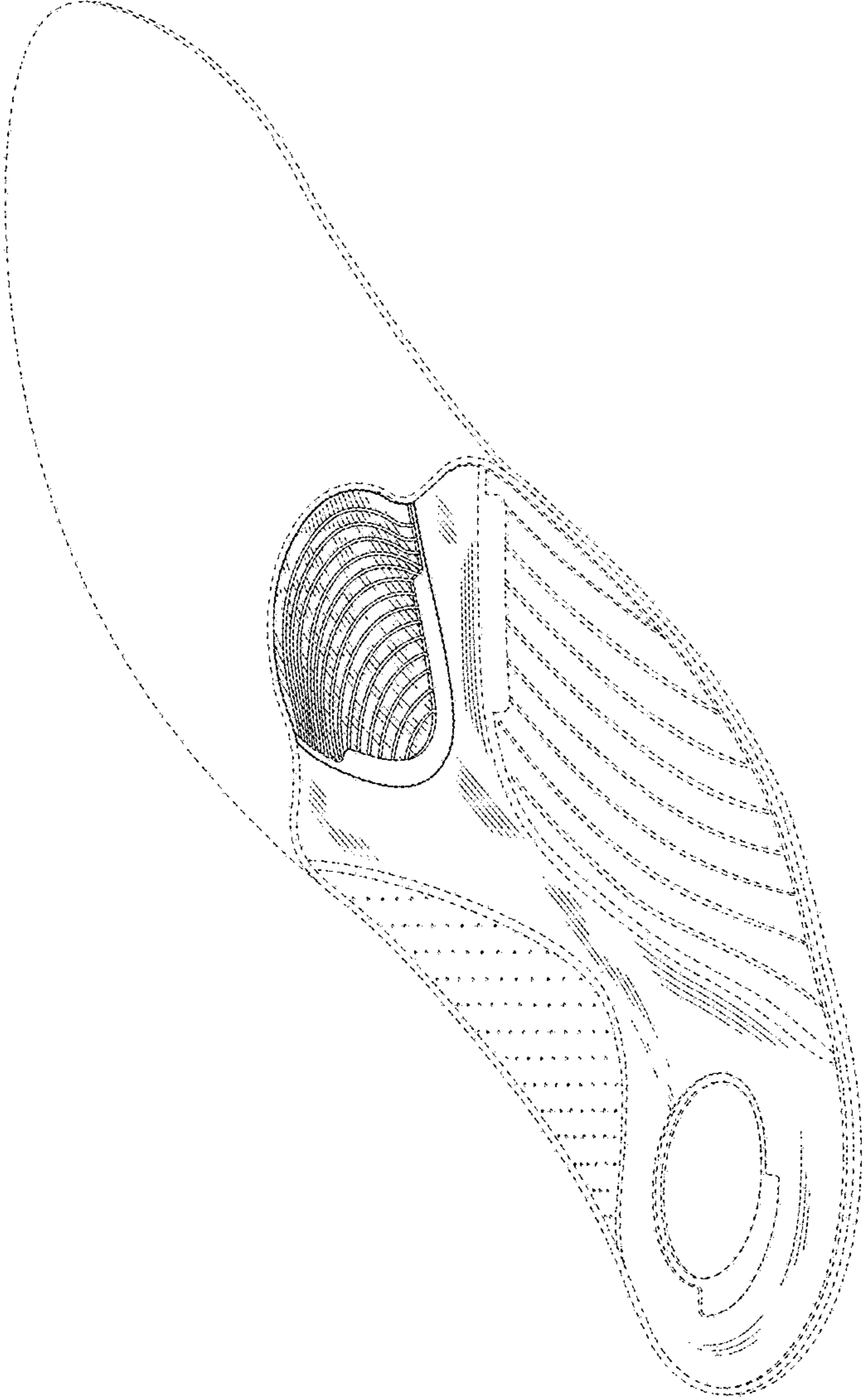


FIG. 1

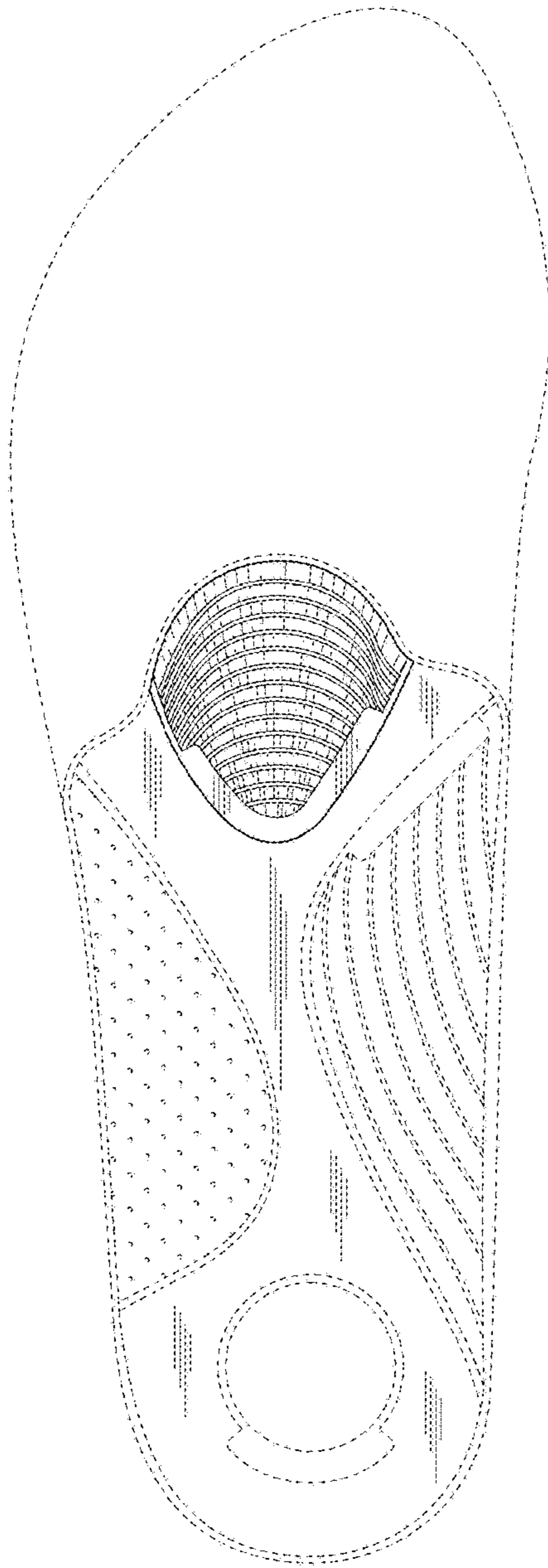


FIG. 2

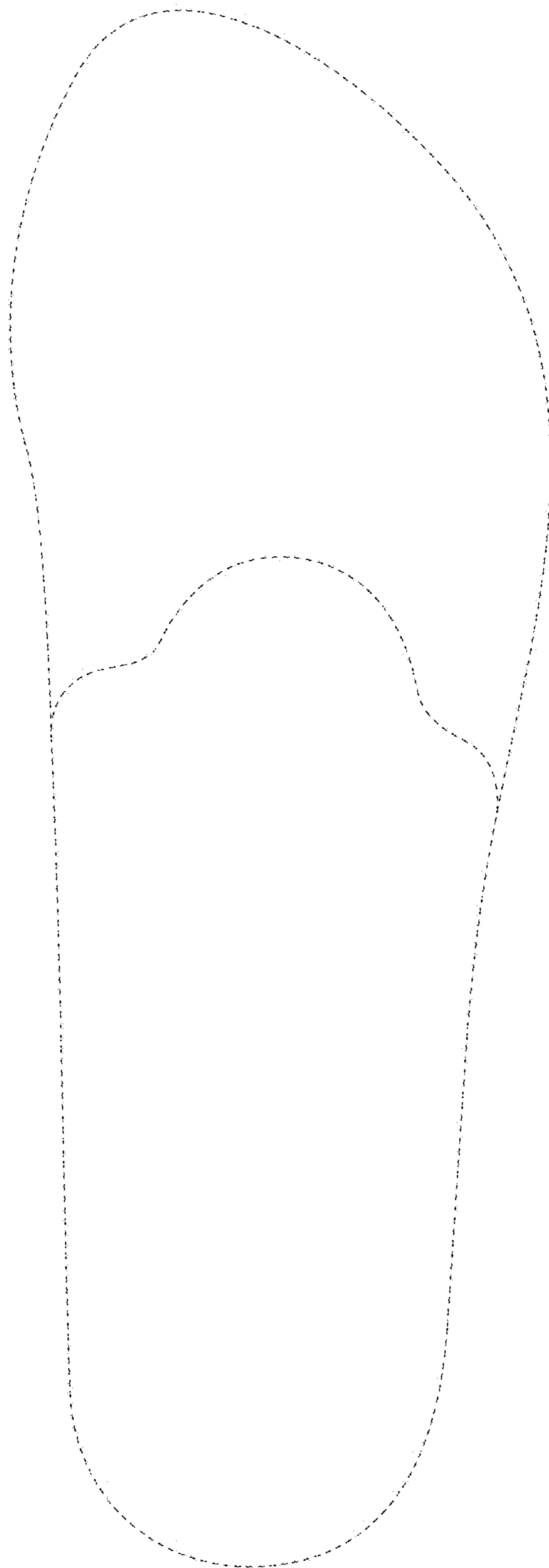


FIG. 3






FIG. 4



FIG. 5




FIG. 6




FIG. 7