



US00D841965S

(12) **United States Design Patent**
Goldman et al.

(10) **Patent No.:** **US D841,965 S**
(45) **Date of Patent:** **** Mar. 5, 2019**

- (54) **SHOE OUTER SOLE**
- (71) Applicant: **Cels Enterprises, Inc.**, Los Angeles, CA (US)
- (72) Inventors: **Robert Goldman**, Los Angeles, CA (US); **Lauren Goldman**, Los Angeles, CA (US)
- (73) Assignee: **Cels Enterprises, Inc.**, Los Angeles, CA (US)
- (**) Term: **15 Years**

D163,956 S *	7/1951	Capdevila	D2/960
D272,294 S *	1/1984	Watanabe	D2/902
4,631,842 A *	12/1986	Koskela	A43B 13/26 36/103
D297,185 S *	8/1988	Berzak	D2/957
4,879,969 A	11/1989	Haranoya et al.	
4,899,411 A	2/1990	Johnson et al.	
D473,041 S *	4/2003	Finkelberg	D2/957
D546,036 S *	7/2007	Schoenborn	D2/953
D551,433 S *	9/2007	Loverin	D2/951
D571,988 S *	7/2008	Dillenbeck	D2/953
7,611,749 B2	11/2009	Zhan	
7,677,061 B2	3/2010	Mori et al.	
D629,189 S *	12/2010	Feldman	D2/946
D646,049 S *	10/2011	Dowling	D2/953

(Continued)

- (21) Appl. No.: **29/586,973**
- (22) Filed: **Dec. 8, 2016**
- (51) **LOC (11) Cl.** **02-04**
- (52) **U.S. Cl.**
USPC **D2/960; D2/947; D2/951; D2/953; D2/957**

- (58) **Field of Classification Search**
USPC D2/902, 906, 908, 916, 918, 925, D2/946-962, 977; 36/3 B, 22 R, 24.5, 36/25 R, 28, 32 R, 34 R, 59 C, 67 A, 103
CPC A43B 13/00; A43B 13/02; A43B 13/023; A43B 13/026; A43B 13/04; A43B 13/08; A43B 13/10; A43B 13/12; A43B 13/14; A43B 13/141; A43B 13/143; A43B 13/16; A43B 13/18; A43B 13/181; A43B 13/187; A43B 13/189; A43B 13/20; A43B 13/22; A43B 13/223; A43B 13/24; A43B 13/28; A43B 13/30; A43B 13/32; A43B 13/34; A43B 13/36

See application file for complete search history.

(56) **References Cited**

U.S. PATENT DOCUMENTS

- 1,050,807 A * 1/1913 Chamberlain A43B 7/081
36/3 B
- 2,271,888 A 2/1942 Manley

FOREIGN PATENT DOCUMENTS

- EP 2792261 A1 10/2014
- Primary Examiner* — T Chase Nelson
- (74) *Attorney, Agent, or Firm* — Fulwider Patton LLP

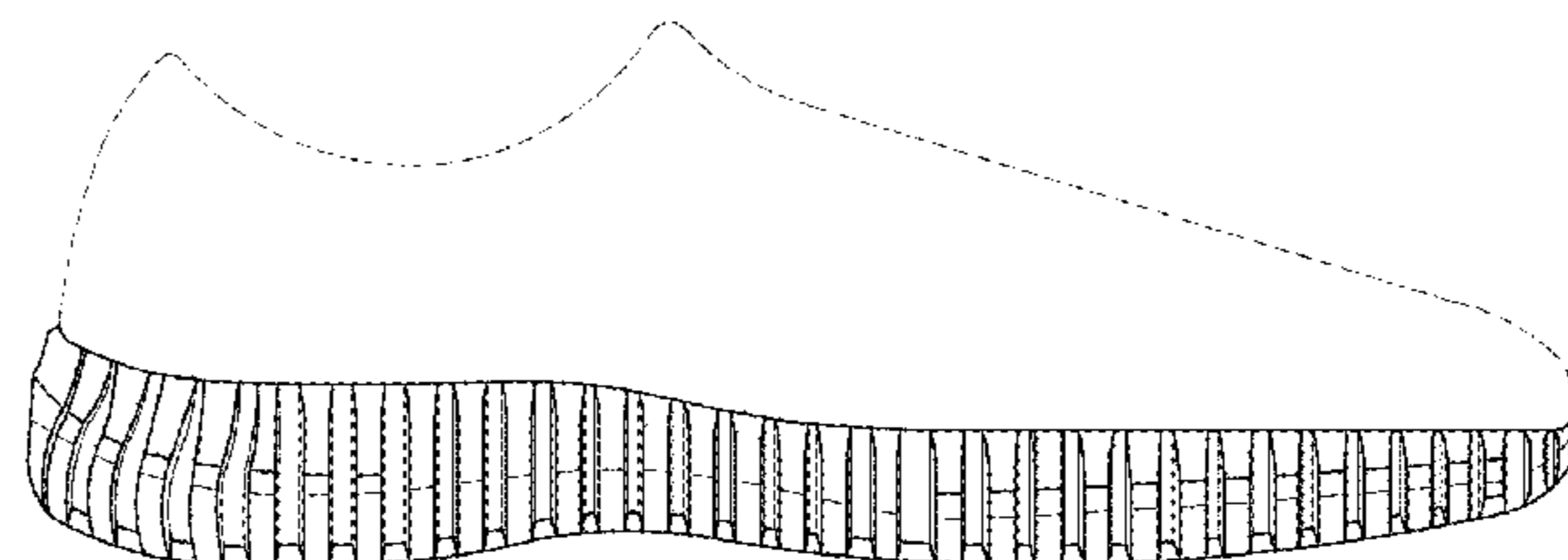
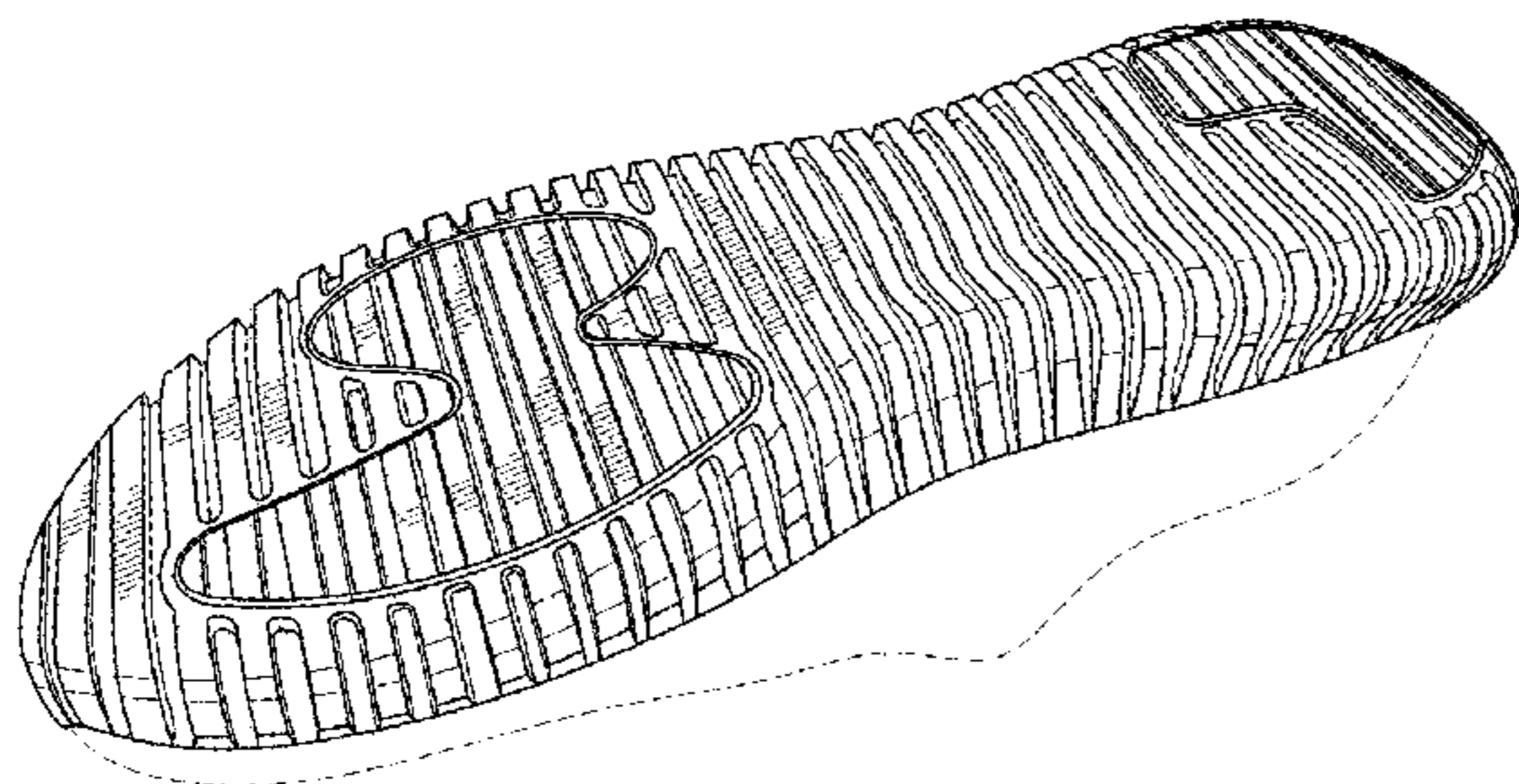
(57) **CLAIM**

The ornamental design for a shoe outer sole, as shown and described.

DESCRIPTION

FIG. 1 is a bottom perspective view of a shoe outer sole showing our design.
 FIG. 2 is a medial or right side elevational view thereof.
 FIG. 3 is a lateral or left side elevational side view thereof.
 FIG. 4 is a top plan view thereof.
 FIG. 5 is a bottom plan view thereof.
 FIG. 6 is a rear elevational view thereof; and,
 FIG. 7 is a front elevational view thereof.
 The broken lines showing details in the Figures are included for the purpose of showing environmental context of the design, and form no part of the claimed design.

1 Claim, 6 Drawing Sheets



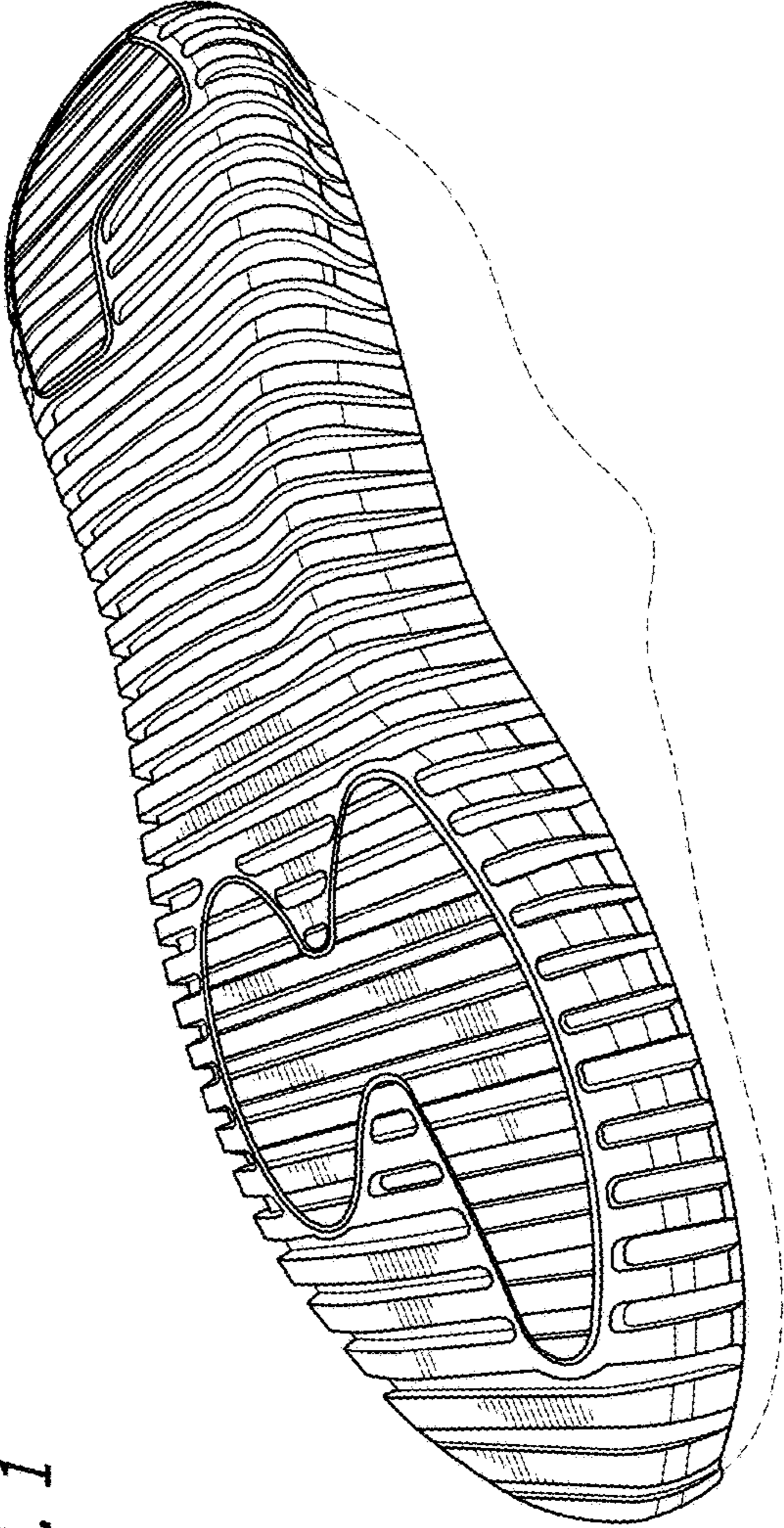


FIG. 1

FIG. 2

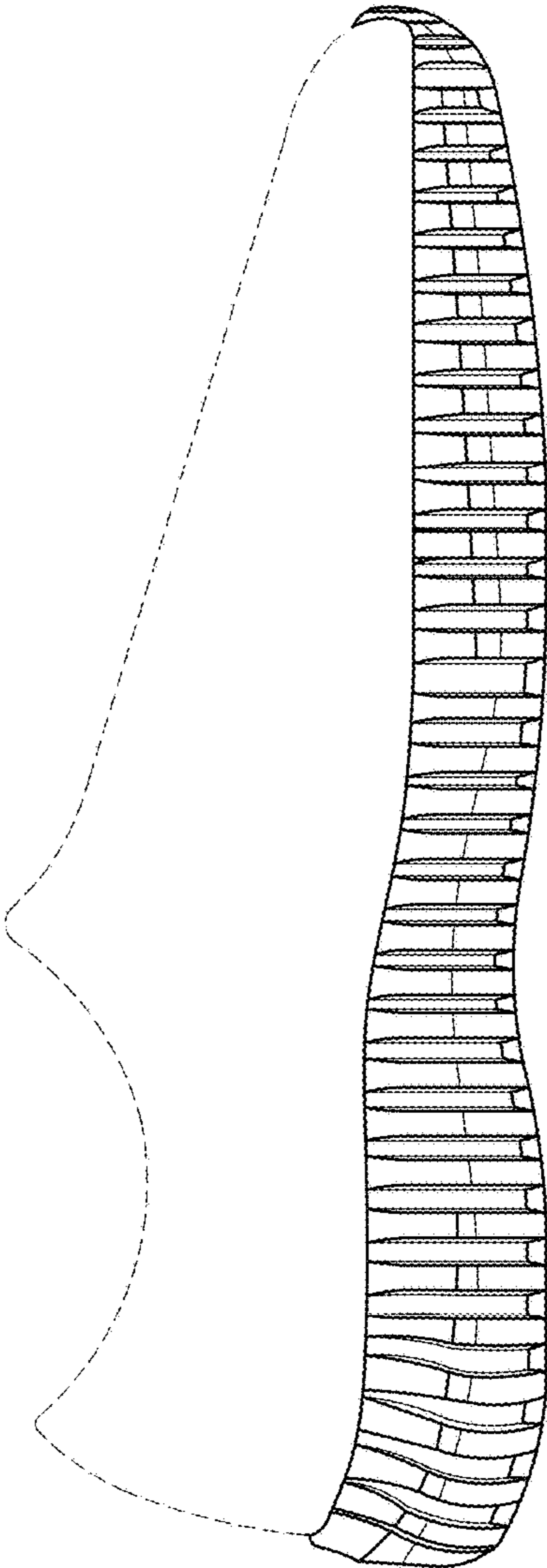
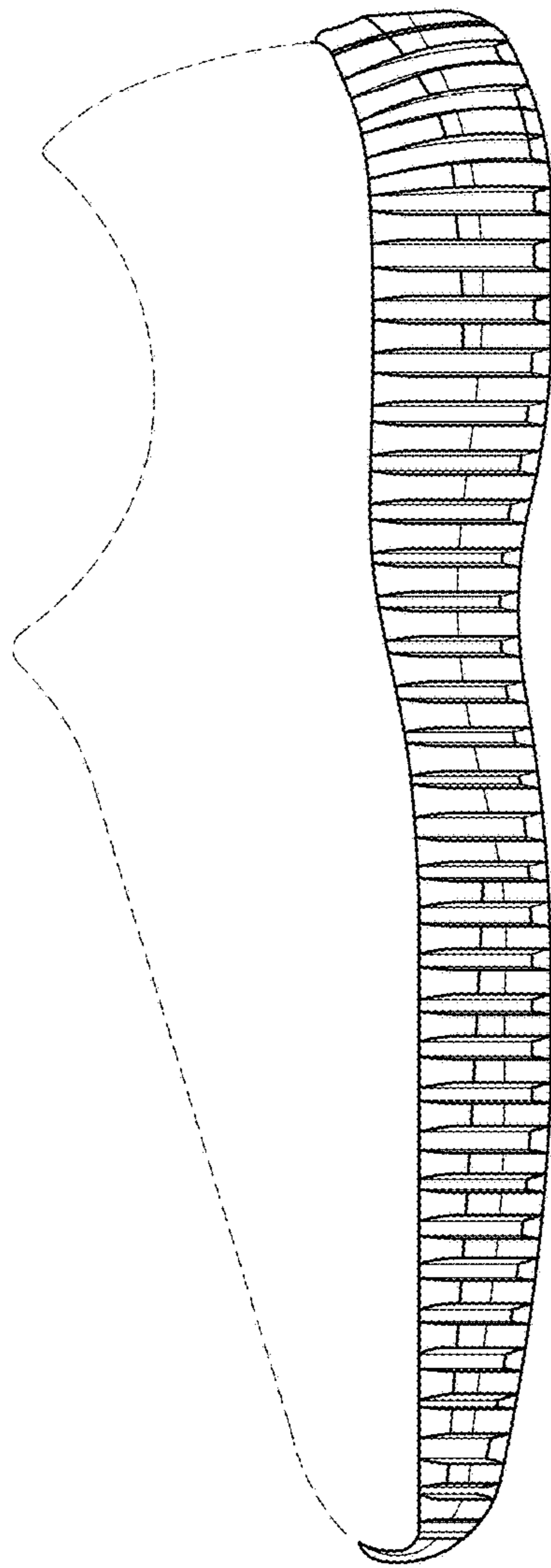


FIG. 3



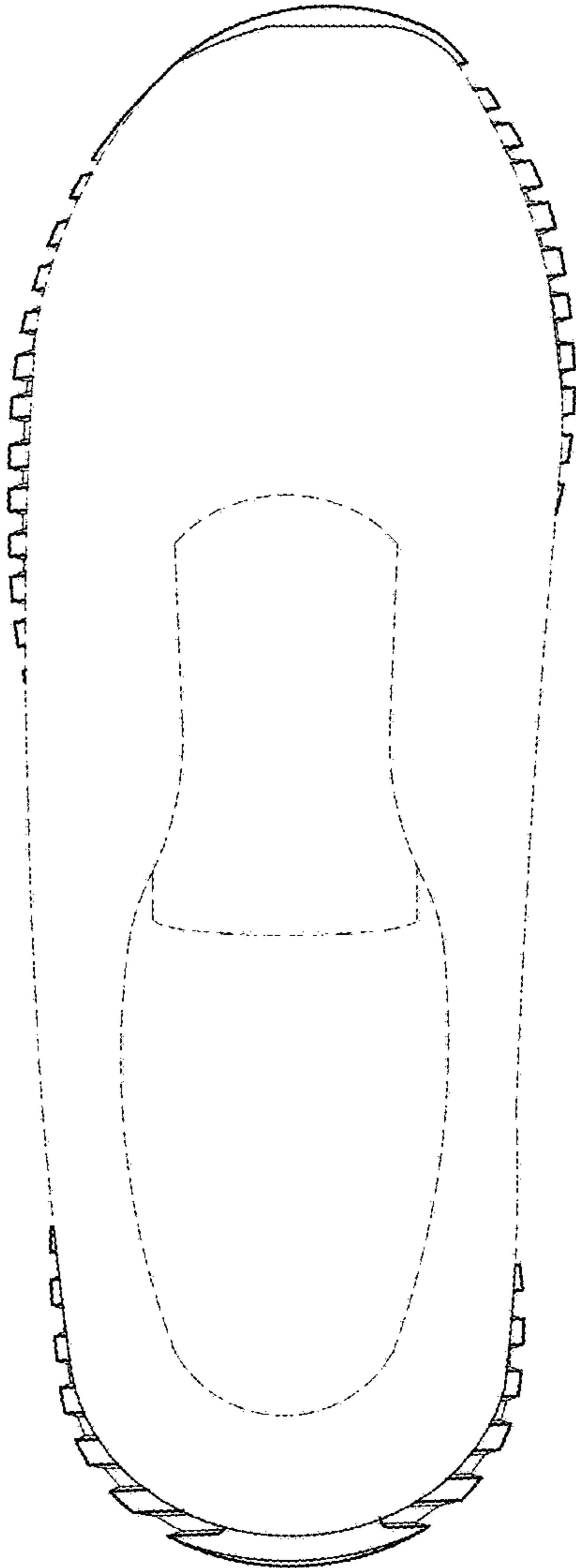


FIG. 4

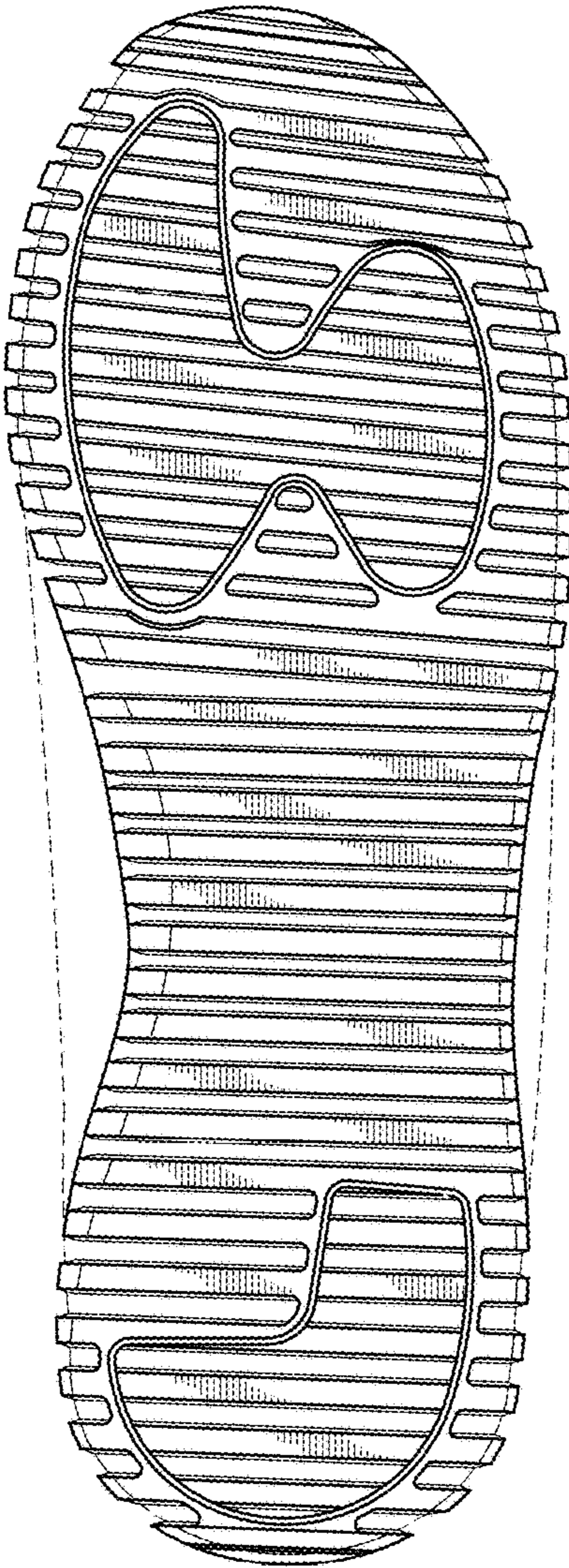


FIG. 5

FIG. 7

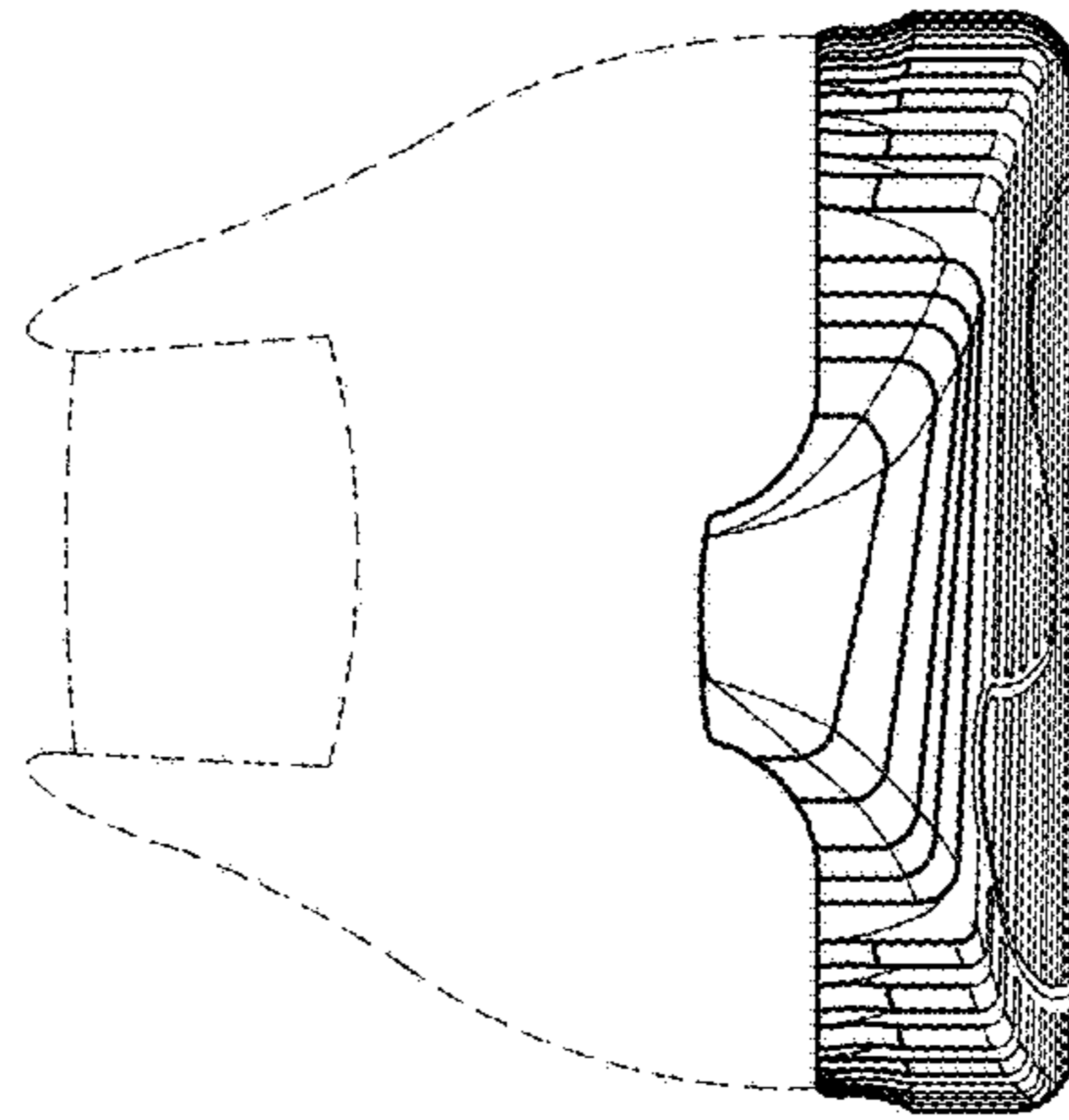


FIG. 6

